

TYLER COUNTY COMMISSIONERS COURT  
REGULAR MEETING  
July 9, 2012 ---- 10:00 a.m.

THE STATE OF TEXAS                      ON THIS THE 9<sup>th</sup> day of July, 2012 the  
Commissioners' Court in and for Tyler County, Texas convened in a Regular Meeting at  
the Commissioners' Courtroom in Woodville, Texas, the following members of the Court  
present, to wit:

JACQUES L. BLANCHETTE	COUNTY JUDGE, Presiding
MARTIN NASH	COMMISSIONER, PCT. #1
RUSTY HUGHES	COMMISSIONER, PCT. #2
MIKE MARSHALL	COMMISSIONER, PCT. #3
JACK WALSTON	COMMISSIONER, PCT. #4
DONECE GREGORY	COUNTY CLERK, EX OFFICIO

The following were absent: none thereby constituting a quorum. In addition to the  
above were:

JACKIE SKINNER	COUNTY AUDITOR
SHARON FULLER	COUNTY TREASURER
DAN HUNT	ASST. CRIM. DISTRICT ATTY
LYNETTE CRUSE	TAX ASSESSOR/COLLECTOR
TERRY ALLEN	JUVENILE PROBATION OFFICER
DALE FREEMAN	EMERGENCY MANAGEMENT
AUDREY PELLY	COURT COORDINATOR

Rusty West, pastor of Hillister Assembly of God, delivered the invocation and  
Commissioner Nash led the Pledge of Allegiance to the American Flag.

A motion was made by Commissioner Nash to approve the minutes from May 18<sup>th</sup> and  
June 15<sup>th</sup> meetings. Commissioner Marshall seconded the motion. All voted yes and  
none no.

**Commissioner Walston** motioned to approve the Consent Agenda: **County Probation  
monthly reports**, both adult and juvenile departments; **County Clerk's monthly report;**  
**Justice of Peace, Pct. #1; County Extension; County Treasurer; and, County  
Auditor's monthly reports.** **Commissioner Marshall** seconded the motion. All voted  
yes and none no. SEE ATTACHED REPORTS.

Students were recognized that are attending the summer Police Academy and those  
participating in the Tyler County Youth Interns. Bubba Sheffield reported 22 students  
enrolled in the Police Academy.

**Commissioner Nash** motioned to adopt the **resolution** approving the **Fair Housing  
Activity Statement Texas (FHA ST form)** as part of Tyler County's **Community  
Development Block Grant Program.** **Commissioner Marshall** seconded the motion.  
All voted yes and none no. SEE ATTACHED

A motion was made by **Commissioner Walston** to award the bids received on the  
following trust properties: Suit Nos: B-1694, B-2514, B-2308, B-2380; excluding bid on  
B-2354. **Commissioner Marshall** seconded the motion. Commissioner Walston stated  
that B-2354 was on commercial property and he felt the court could receive a better bid  
than the one presented. All voted yes and none no. SEE ATTACHED

**Judge Blanchette** motioned to approve the list of brokers/dealers for the **Tyler County  
Investment Policy.** **Commissioner Marshall** seconded the motion. All voted yes and  
none no. SEE ATTACHED

A motion was made by **Commissioner Walston** to approve a software update for the **tax  
collections server.** The motion was seconded by **Commissioner Marshall.** The cost will  
be approximately \$1500. All voted yes and none no. SEE ATTACHED

**Commissioner Nash** motioned to approve payment of the **allowances and accounts  
payable** submitted by the **County Auditor's office.** **Commissioner Marshall** seconded  
the motion. All voted yes and none no. SEE ATTACHED CLAIMS LIST

**Commissioner Walston** motioned to approve the **line item transfers/budget amendments**, as presented by the **County Auditor**, including the "special amendments" to the **2011 budget** due to the county changing to the GASB accrual accounting procedures. The motion was seconded by **Commissioner Marshall**. All voted yes and none no. SEE ATTACHED BUDGET AMENDMENTS/ LINE ITEM TRANSFERS

A motion was made by **Commissioner Nash** and seconded by **Commissioner Hughes** to approve opening the **bids** for 1997 GMC Dump Truck HIJ5V00476, 1995 Chevrolet Cheyenne ½ ton pickup 1GCEC14HXSZ22885, 1987 Ford Dump Truck 1FDXF82HXHVA65494, 1979 Oshkosh Army Truck 17298, 1999 Dodge Pickup 1B7HC16YXXS242273; 1997 Aerostar 7 Passenger Van 1FMCA11U2VZB15540, 25' Lowboy dual/tandem axle NX04YS-2429. All voted yes and none no.

The County Auditor opened bids received from Lade Sales, Joe Blackshear, Joe Marshall and David Cook. A motion was made by **Commissioner Hughes** to table action on the **bids** received for all the **vehicles and trailer** until Friday, July 13<sup>th</sup>. The motion was seconded by **Commissioner Walston**. All voted yes and none no. SEE ATTACHED BIDS.

**Judge Blanchette** motioned to authorize installation of a meter pole at the **Tyler County Nutrition Center** for the shop supporting the maintenance department. The motion was seconded by **Commissioner Nash**. The cost will be paid from "courthouse restoration" and also used to hook up the emergency management command center trailer. All voted yes and none no.

A motion was made by **Judge Blanchette** to accept the resignation of Fracine Frazier to the **Tyler County Hospital Board of Directors**. The motion was seconded by **Commissioner Hughes**. Judge Blanchette explained that Ms. Frazier was working on a doctoral degree that could prevent her from being able to attend the board meetings on a regular basis. All voted yes and none no. SEE ATTACHED

No action was taken to fill the vacancy created on the **Tyler County Hospital Board of Directors** at-large position for the term ending December 31, 2013.


Dan Hunt stated an executive session was not required at this meeting.


A motion was made by Commissioner Walston and seconded by Commissioner Nash for the meeting to adjourn. All voted yes and none no.

THERE BEING NO FURTHER BUSINESS, THE MEETING ADJOURNED:10:25 a.m.

I, Donece Gregory, County Clerk and ex officio member of the Tyler County Commissioners Court, do hereby certify to the fact that the above is a true and correct record of the Tyler County Commissioners Court session held on July 9, 2012.

Witness my hand and seal of office on this the 9th day of July, 2012.

Attest:   
Donece Gregory, County Clerk,  
Tyler County, Texas



MONTHLY COMMUNITY SUPERVISION AND CORRECTIONS REPORT

TEXAS DEPARTMENT OF CRIMINAL JUSTICE  
COMMUNITY JUSTICE ASSISTANCE DIVISION

County : TYLER

Report Month-Year : 06-12

I. END OF MONTH SUPERVISION STATUS	FEL	MISD	TOTAL
<b>A. Adults Receiving DIRECT Supervision</b>	229	48	277
1. Level 1 (CSCD Defined)			
2. Level 2 (Maximum Case Classification)	33	3	36
3. Level 3 (Medium Case Classification)	119	24	143
4. Level 4 (Minimum Case Classification)	77	21	98
5. Residential			
<b>B. Adults on INDIRECT Status</b>	139	98	237
1. Intrastate Transfers (out)	83	24	107
a. Transfers Out of CSCD	83	24	107
b. Transfers Within CSCD			
2. Interstate Transfers (out)	5		5
3. Absconders/Fugitives	1		1
a. New to Absconder/Fugitive Status			
4. Report by Mail			
5. Inactive Indirects Due to Incarceration	7		7
a. Sentenced to County Jail	1		1
b. Sentenced to TDCJ-ID			
c. Serving Time in Substance Abuse Felony Punishment Facility (SAFPF)	6		6
d. Sentenced to State Jail			
6. Other Indirect	43	74	117
<b>C. Pretrial Services</b>	9	37	46
1. Pretrial Supervision (court-approved)			
2. Pretrial Diversion	9	37	46
<b>D. Civil Probation</b>			21
<b>II. MONTHLY ACTIVITY</b>			
<b>A. Community Supervision Placements</b>			
1. Original Community Supervision Placements	2	1	3
a. Adjudicated Community Supervision	2	1	3
b. Deferred Adjudication			
c. Return From:			
1) Shock Incarceration			
2) State Boot Camp			
2. Subsequent Supervision Placements Within the CSCD			

MONTHLY COMMUNITY SUPERVISION AND CORRECTIONS REPORT

TEXAS DEPARTMENT OF CRIMINAL JUSTICE  
COMMUNITY JUSTICE ASSISTANCE DIVISION

County : TYLER

Report Month-Year : 06-12

II. Monthly Activity (Cont'd)

A. Community Supervision Placements (Cont'd)

3. Transferred in for Supervision	2	2
4. Deferred to Adjudicated Status		
5. Pretrial Services Placements	1	1
a. Pretrial Supervision (court-approved)		
b. Pretrial Diversion	1	1

B. COMMUNITY SUPERVISION SUBTRACTIONS

1. Supervision Terminations	8	13	21
a. Early Termination	1	1	2
b. Expired Term of Community Supervision	3	1	4
c. Revoked to County Jail		2	2
d. Revoked to State Jail	1		1
e. Revoked to TDCJ			
1) Institutional Division			
2) State Boot Camp			
f. Other Revocations			
g. Administrative Closures	3	9	12
1) Return of Courtesy Supervision	2	5	7
2) Other Administrative Closures	1	4	5
h. Deaths			
i. Pretrial Terminations			
2. Reasons for Revocation	1	2	3
a. New Offense Conviction			
b. Subsequent Arrest/Offense Alleged in MTR		1	1
c. Other	1	1	2

C. Presentence Investigations Completed (TDCJ-CJAD-approved format)

10      10  
Claimed

III. TOTAL NUMBER OF PAID CSCD STAFF WITHIN COUNTY

0

- A. Number of Paid CSOs Employed Full-Time within County
- B. Number of Paid CSOs Employed Part-Time within County
- C. Number of Paid Non-CSOs Employed Full-Time within County
- D. Number of Paid Non-CSOs Employed Part-Time within County

CERTIFICATION:

Signature of CSCD Director: \_\_\_\_\_ DATE: 7-2-12

Signature of District Judge: \_\_\_\_\_ DATE: \_\_\_\_\_

# TYLER COUNTY JUVENILE PROBATION

**TERRY ALLEN**

Chief Juvenile Probation Officer

**TONYA SHEFFIELD**

Juvenile Probation Officer

**KATHY HARRIS**

Secretary

ADDRESS: 100 West Bluff - Rm. 106  
Woodville, Texas 75979

PHONE: 409-283-2503

FAX: 409-283-6314

## JUVENILE PROBATION REPORT --- JUNE 2012

BEGINNING NUMBER OF JUVENILES	19
NEW CASES THIS MONTH	1
TERMINATIONS	1
TOTAL NUMBER ON PROBATION	19
CRISIS INTERVENTION	0
INTENSIVE SUPERVISION	0
SPECIAL NEEDS DIVERSIONARY PROGRAM (SNDP) SUPERVISION	5
CONDITIONAL RELEASE	3
TYC - SENTENCING	0

Respectfully Submitted,



Terry Allen

Chief Juvenile Probation Officer

\*Probation fees and Restitution collected for the month of May:

Probation fees	\$ 70.00
Restitution (victim) fees	\$ 45.00
Restitution (detention) fees	\$ 0.00
Reimbursement for UA results	\$ 0.00

TYLER COUNTY JUVENILE PROBATION

CHECK COLLECTIONS & FEES  
REPORT

June 2012

Payee	Payor	Receipt	Detention	Restitution	Probation	Total
Prob.	#1424	#1975			15.00	15.00
Prob.	#1422	1976			15.00	15.00
Prob.	#1426	1977			15.00	15.00
Prob.	#1423	1978			15.00	15.00
		1979	VOID			
Rest	#1418	1980		45.00		45.00
Prob.	#1444	1981			5.00	5.00
Prob.	#1431	1982			5.00	5.00
				<del>45.00</del>	<del>170.00</del>	
						<del>415.00</del>

*Handwritten signature and date: July 2, 2012*

FEE CODE	FEE DESCRIPTION	GL ACCOUNT	COLLECTED	REVERSL	LIABILITY	OFFENSES					
						PRIOR TO 9-01-91	9-01-91 THRU 8-31-97	9-01-97 THRU 8-30-99	8-31-99 THRU 8-31-01	9-01-01 THRU 12-31-03	AFTER 1-01-04
OCS	OUT OF COUNTY SHERIFF'S FEE		60.00		60.00						
REFND	REFUND		82.00		82.00						
	TOTAL DEPT				142.00						
	TOTAL FUND				142.00						
CAPFE	AG CAPIAS FEE EFFECTIVE 9/1/04	010 363 032	10.56		10.56						
SHRFE	AG SEVICE FEE EFFECTIVE 9/1/04	010 363 032	1,372.80		1,372.80						
	TOTAL DEPT				1,383.36						
	TOTAL FUND				1,383.36						
SC	STATE COMPTROLLER	010-361-002	1,155.00		1,155.00						
	TOTAL DEPT				1,155.00						
JSP	JURY SERVICE FEE	010-363-020	15.50		15.50						15.50
FFP	FAMILY PROTECTION FEE	010-363-027	135.00		135.00						
CITFE	CITATION FEE	010-363-032	163.68		163.68						
CIVIL	DISTRICT CLERK FEES	010-363-032	3,140.00		3,140.00						
CLKFE	DISTRICT CLERK'S FEES	010-363-032	198.00		198.00						
CREP	COURT RSPORTER	010-363-032	375.00		375.00						
CRIM	CRIMINAL DISTRICT CLERK FEES	010-363-032	129.00		129.00						103.00
CRSHF	SHERIFF FEE	010-363-032	50.00		50.00						50.00
JURY	JURY	010-363-032	120.00		120.00						
NODFE	MOTION OR FILING FEE	010-363-032	118.80		118.80						
NOTFE	NOTICE FEE	010-363-032	36.96		36.96						
SHF	SHERIFF	010-363-032	980.00		980.00						

*Handwritten notes:*  
 #1805  
 #1803 - 8000  
 #1804 - 2.00

FEE CODE	FEE DESCRIPTION	GL ACCOUNT	COLLECTED	REVERSL	LIABILITY	OFFENSES					AFTER 1-01-04	
						PRIOR TO 9-01-91	9-01-91 THRU 8-31-97	9-01-97 THRU 8-30-99	8-31-99 THRU 8-31-01	9-01-01 THRU 12-31-03		
ILS	INDIGENT LEGAL FEE	010-363-038	255.00		<u>255.00</u>							
	TOTAL DEPT				5,716.94							168.50
	TOTAL FUND				6,871.94							168.50
DCRMP	DISTRICT CLERK RECORDS MANAGEMENT	034-361-014	174.50		<u>174.50</u>							7.50
RAP	RECORD ARCHIVE FEE	034-361-015	160.00		<u>160.00</u>							
	TOTAL DEPT				334.50							7.50
	TOTAL FUND				334.50							7.50
LF	LIBRARY FEE	036-363-032	440.00		<u>440.00</u>							
	TOTAL DEPT				440.00							
	TOTAL FUND				440.00							
CRCSP	COURTHOUSE SECURITY	044-363-033	25.00		<u>25.00</u>							25.00
CSF	COURTHOUSE SECURITY	044-363-033	134.00		<u>134.00</u>							
	TOTAL DEPT				159.00							25.00
	TOTAL FUND				159.00							25.00
CRRMP	RECORDS MANAGEMENT	045-361-013	99.00		<u>99.00</u>							99.00
RMP	RECORDS MANAGEMENT	045-361-013	170.00		<u>170.00</u>							
	TOTAL DEPT				269.00							99.00
	TOTAL FUND				269.00							99.00
ADR	ALTERNATE DISPUTE RESOLUTION	052-363-032	330.00		<u>330.00</u>							
	TOTAL DEPT				330.00							
	TOTAL FUND				330.00							



FEE CODE	FEE DESCRIPTION	GL ACCOUNT	COLLECTED	REVERSL	LIABILITY	OFFENSES					
						PRIOR TO 9-01-91	9-01-91 THRU 8-31-97	9-01-97 THRU 8-30-99	8-31-99 THRU 8-31-01	9-01-01 THRU 12-31-03	AFTER 1-01-04
TPF	TIME PAYMENT FEE	068-363-028	91.00		91.00						91.00
	TOTAL DEPT				91.00						91.00
	TOTAL FUND				91.00						91.00
CCC	CONSOLIDATED COURT COST	070-363-028	547.83		547.83						547.83
	TOTAL DEPT				547.83						547.83
	TOTAL FUND				547.83						547.83
EMS	EMS TRAUMA FUND	080-363-030	78.00		78.00						78.00
	TOTAL DEPT				78.00						78.00
	TOTAL FUND				78.00						78.00
SB727	DNA DATABASE	083 363 031	57.00		57.00						57.00
	TOTAL DEPT				57.00						57.00
	TOTAL FUND				57.00						57.00
SJF	STATE JUDICIAL FUND	085-363-031	1,010.00		1,010.00						
CRSJF	CRIMINAL STATE JUDICIAL FUND	085-363-032	16.00		16.00						16.00
	TOTAL DEPT				1,026.00						16.00
	TOTAL FUND				1,026.00						16.00
HB530	DRUG COURT COST FEE	090-363-025	16.00		16.00						16.00
	TOTAL DEPT				16.00						16.00
	TOTAL FUND				16.00						16.00

FEE CODE	FEE DESCRIPTION	GL ACCOUNT	COLLECTED	REVERSL	LIABILITY	OFFENSES					
						PRIOR TO 9-01-91	9-01-91 THRU 8-31-97	9-01-97 THRU 8-30-99	8-31-99 THRU 8-31-01	9-01-01 THRU 12-31-03	AFTER 1-01-04
CRIDF	CRIMINAL INDIGENT DEFENSE FUND	094 363 032	4.00		4.00						4.00
	TOTAL DEPT				4.00						4.00
	TOTAL FUND				4.00						4.00
JSSF	NINTH COURT OF APPEALS FEE	095 363 032	110.00		110.00						
	TOTAL DEPT				110.00						
	TOTAL FUND				110.00						
TECH	DC COURT TECHNOLOGY	103-363-033	240.00		240.00						
RTECH	CRIMINAL RECORD TECHNOLOGY	103-363-034	4.00		4.00						4.00
	TOTAL DEPT				244.00						4.00
	TOTAL FUND				244.00						4.00
TOTAL COLLECTED			12,103.63		12,103.63						1,113.83
LESS MONEY WITHOUT A GL ACCT NBR						142.00-					
TOTAL MONEY WITH A GL ACCT NBR						11,961.63					1,113.83

RECEIPT	DATE	CASE NUMBER	NAME	DESCRIPTION	PAID BY	TYPE	CHECK #	CLERK	TOTAL PAID	RVSL
028813	06/01/2012	04323		PASSPORT APPLICATION FEE	TYLER WORD	C		CLP	25.00	
028814	06/01/2012	04324		PASSPORT APPLICATION	CANDACE SIRMONS	K	2076	DH	25.00	
028815	06/01/2012	04325		MELVIN WARREN	G.A. PUBLIC RECORD	K	162074	DH	5.00	
028816	06/01/2012	22538	WILLIAMS, KAREN SMITH		KAREN SMITH WILLIAMS	C		DH	258.00	
028817	06/01/2012	22346	MORRELL, BRYANT ALLEN	MOTION FOR ENFORCEMENT OF	J. MICHAEL RISINGER	K	7551	RC	56.00	
028818	06/01/2012	22539	FOWLER, MICHAEL W.	PLAINTIFF'S ORIGINAL PETI	J. MICHAEL RISINGER	K	7562	RC	255.00	
028819	06/04/2012	04326		PASSPORT FEE FOR WILLIAM	WILLIAM J. KUEHN	C		RC	50.00	
028820	06/04/2012	22541	EQUABLE ASCENT FINANCIAL LLC	LETTER FROM EZ MESSENGER	RAUSCH, STURM, ISRAEL,	K	068637	DH	255.00	
028821	06/04/2012	22543	SHAW, RAMON RILEY	PETITIONER'S SUPPORTING A	SHAW, RAMON RILEY	K	614	RC	258.00	
028822	06/05/2012	04327		PASSPORT FEE FOR DYLAN MA	DYLAN M. FREDERICK	C		RC	25.00	
028823	06/05/2012	04328		COPIES	DAVID SMITH	C		DH	41.00	
028824	06/05/2012	22390	HATTON, MELISSA KAY	COUNTER PETITION FOR DIVO	MORIAN KAHLA	K	12241	DH	36.00	
028825	06/05/2012	CR10008	HILL, ANGIE	COURT COST PAID IN FULL	HILL, ANGIE	C		DH	198.00	
028826	06/06/2012	04329		SEARCH BRANDON COLLINS	G.A. PUBLIC	K	162152	DH	5.00	
028827	06/06/2012	22390	HATTON, BRADLEY WAYNE	OUT OF COUNTY CITATION IS	LINDSEY WHISENBANT	K	3340	DH	8.00	
028828	06/06/2012	04330		COPIES OF CRIMINAL CASE	BRYAN LAINE	C		RC	4.00	
028829	06/06/2012	22544	WILLIAMS, REBECCA G.	ORDER SETTING HEARING FOR	MORIAN * KAHLA	K	12250	RC	269.00	
028830	06/06/2012	04331		COPIES CASE # 11,261	BRYAN LAINE	C		DH	2.00	
028831	06/06/2012	04332		COPY OF JUDGMENT CAUSE NO	SHANNON PORTER	K	4187	CLP	4.00	
028832	06/07/2012	22545	SHEPFIELD, ROBERT	NOTICE OF HEARING SET FOR	SHEPFIELD, ROBERT	K	2490	RC	263.00	
028833	06/07/2012	CR11333	RUTLEDGE, ABNER WALTER III	PARTIAL PAYMENT ON COURT	TDCJ INMATE TRUST	K	403414	CLP	11.00	
028834	06/07/2012	CR11568	NELSON, KEMO	PARTIAL PAYMENT ON COURT	TDCJ INMATE TRUST	K	403414	CLP	25.00	
028835	06/07/2012	CR11703	RODRIGUEZ, VERONICA	PARTIAL PAYMENT ON COURT	TDCJ INMATE TRUST	K	403414	CLP	37.61	
028836	06/07/2012	CR11703	RODRIGUEZ, VERONICA	PARTIAL PAYMENT ON COURT	TDCJ INMATE TRUST	K	403414	CLP	23.00	
028837	06/07/2012	CR11704	RODRIGUEZ, VERONICA	PARTIAL PAYMENT ON COURT	TDCJ INMATE TRUST	K	403414	CLP	28.20	
028838	06/07/2012	CR11704	RODRIGUEZ, VERONICA	PARTIAL PAYMENT ON COURT	TDCJ INMATE TRUST	K	403414	CLP	23.00	
028839	06/07/2012	CR11705	RODRIGUEZ, VERONICA	PARTIAL PAYMENT ON COURT	TDCJ INMATE TRUST	K	403414	CLP	21.15	
028840	06/07/2012	CR11705	RODRIGUEZ, VERONICA	PARTIAL PAYMENT ON COURT	TDCJ INMATE TRUST	K	403414	CLP	23.00	

RECEIPT	DATE	CASE NUMBER	NAME	DESCRIPTION	PAID BY	TYPE	CHECK #	CLERK	TOTAL PAID	RVSL
028841	06/07/2012	CR11706	RODRIGUEZ, VERONICA	PARTIAL PAYMENT ON COURT	TDCJ INMATE TRUST	K	403414	CLP	23.00	
028842	06/07/2012	CR11453	MEANS, DANIEL WAYNE	PARTIAL PAYMENT ON COURT	TDCJ INMATE TRUST	K	403414	CLP	5.00	
028843	06/07/2012	CR11571	PARKS, JAMMIE	PARTIAL PAYMENT ON COURT	TDCJ INMATE TRUST	K	403414	CLP	13.00	
028844	06/07/2012	CR11660	JENKINS, JOE DON	PARTIAL PAYMENT ON COURT	TDCJ INMATE TRUST	K	403414	CLP	8.00	
028845	06/07/2012	CR11706	RODRIGUEZ, VERONICA	PARTIAL PAYMENT ON COURT	TDCJ INMATE TRUST	K	403414	CLP	15.87	
028846	06/07/2012	04333		COPY OF CIVIL JUDGMENT	JOHN LABLANC	C		RC	2.00	
028847	06/07/2012	04334		COPIES CAUSE NO. 22367	BETTY BAUMGARTNER	C		CLP	10.00	
028848	06/07/2012	04335		PASSPORT APPLICATION FEE	E SILVA	C		CLP	25.00	
028849	06/08/2012	04336		PASSPORT FEE FOR JOCELYN	JOYCELY MOORE	O	3306401433	RC	25.00	
028850	06/08/2012	22546	DE VARONA, STEPHANIE	ORIGINAL PETITION FOR DIV	BYTHWOOD LEGAL SERV	K	3197	DH	258.00	
028851	06/08/2012	22547	ERGON ENERGY PARTNERS, LP	ORIGINAL PETITION & APPLI	ZUKOWSKI BRESENHAN	K	11929	CLP	255.00	
028852	06/08/2012	04337		PASSPORT FEE FOR THOMAS E	THOMAS MCCOLLISTER	C		RC	50.00	
028853	06/08/2012	04338		PASSPORT FEE FOR TIMOTHY	TIMOTHY MCDONOUGH	C		RC	50.00	
028854	06/11/2012	22544	WILLIAMS, MICHAEL B.	ORIGINAL COUNTERPETITION	LINDSEY WHISENHANT	K	3354	RC	36.00	
028855	06/11/2012	22494	FORT APACHE ENERGY, INC.,	PAYMENT FOR ISSUANCE OF T	CAIN & SKARNULIS LLP	K	3695	RC	264.00	
028856	06/11/2012	18456	HICKS, KIM L.		HOLMES DIGGS & RAMBS	K	18123	DH	139.00	
028857	06/11/2012	22539	FOWLER, MICHAEL W.		J. MICHAEL RISIGNER	K	7582	RC	8.00	
028858	06/12/2012	22551	RYAN, PHILLIP RAY JR.		RYAN, PHILLIP RAY JR.	C		RC	258.00	
028859	06/12/2012	22483	AGO	66% PAYMENT FOR APRIL 201	TEXAS COMPTROLLER	K	127071298	CLP	96.36	
028860	06/12/2012	17299	AGO	66% PAYMENT FOR APRIL 201	TEXAS COMPTROLLER	K	127071298	CLP	10.56	
028861	06/12/2012	17972	AGO	66% PAYMENT FOR APRIL 201	TEXAS COMPTROLLER	K	127071298	CLP	116.16	
028862	06/12/2012	22305	AGO	66% PAYMENT FOR APRIL 201	TEXAS COMPTROLLER	K	127071298	CLP	58.08	
028863	06/12/2012	22427	AGO	66% PAYMENT FOR APRIL 201	TEXAS COMPTROLLER	K	127071298	CLP	58.08	
028864	06/12/2012	22484	AGO	66% PAYMENT FOR APRIL 201	TEXAS COMPTROLLER	K	127071298	CLP	149.16	
028865	06/12/2012	22481	AGO (INTERVENOR)	66% PAYMENT FOR APRIL 201	TEXAS COMPTROLLER	K	127071298	CLP	9.90	
028866	06/12/2012	15653	AGO	66% PAYMENT FOR APRIL 201	TEXAS COMPTROLLER	K	127071298	CLP	73.26	
028867	06/12/2012	21070	AGO	66% PAYMENT FOR APRIL 201	TEXAS COMPTROLLER	K	127071298	CLP	78.54	
028868	06/12/2012	22491	AGO	66% PAYMENT FOR APRIL 201	TEXAS COMPTROLLER	K	127071298	CLP	96.36	

RECEIPT	DATE	CASE NUMBER	NAME	DESCRIPTION	PAID BY	TYPE	CHECK #	CLERK	TOTAL PAID	RVSL
028869	06/12/2012	22492	AGO	66¢ PAYMENT FOR APRIL 201	TEXAS COMPTROLLER	K	127071298	CLP	149.16	
028870	06/12/2012	19331	AGO	66¢ PAYMENT FOR APRIL 201	TEXAS COMPTROLLER	K	127071298	CLP	67.98	
028871	06/12/2012	21918	AGO	66¢ PAYMENT FOR APRIL 201	TEXAS COMPTROLLER	K	127071298	CLP	184.14	
028872	06/12/2012	16150	AGO	66¢ PAYMENT FOR APRIL 201	TEXAS COMPTROLLER	K	127071298	CLP	184.14	
028873	06/12/2012	16916	AGO	66¢ PAYMENT FOR APRIL 201	TEXAS COMPTROLLER	K	127071298	CLP	131.34	
028874	06/12/2012	18168	AGO	66¢ PAYMENT FOR APRIL 201	TEXAS COMPTROLLER	K	127071298	CLP	73.26	
028875	06/12/2012	18851	AGO	66¢ PAYMENT FOR APRIL 201	TEXAS COMPTROLLER	K	127071298	CLP	20.46	
028876	06/12/2012	19176	AGO	66¢ PAYMENT FOR APRIL 201	TEXAS COMPTROLLER	K	127071298	CLP	15.18	
028877	06/12/2012	20813	AGO	66¢ PAYMENT FOR APRIL 201	TEXAS COMPTROLLER	K	127071298	CLP	15.18	
028878	06/12/2012	22493	AGO	66¢ PAYMENT FOR APRIL 201	TEXAS COMPTROLLER	K	127071298	CLP	149.16	
028879	06/12/2012	22495	AGO	66¢ PAYMENT FOR APRIL 201	TEXAS COMPTROLLER	K	127071298	CLP	38.28	
028880	06/12/2012	21698	AGO	66¢ PAYMENT FOR APRIL 201	TEXAS COMPTROLLER	K	127071298	CLP	126.06	
028881	06/13/2012	CR11397	CUNNEY, CURTIS LEE	PARTIAL PAYMENT ON COURT	CUNNEY, CURTIS LEE	O	104920888171	DH	20.00	
028882	06/13/2012	22552	EQUABLE ASCENT FINANCIAL LLC	L/PLAINTIFF'S ORIGINAL PE	RAUSCH, STURM, ISRAEL	K	065891	DH	255.00	
028883	06/13/2012	22553	GRANGER, LISA	PLAINTIFF'S ORIGINAL PETIT	WATTS & ASSOCIATES	K	1257	RC	455.00	
028884	06/13/2012	22368	TUBB, RICHARD GIL	CITATION ISSUED (ROBERT M	THOMAS FORTENBERRY	K	1797	RC	56.00	
028885	06/14/2012	22517	POWELL, STANLEY JOSEPH JAMES JR	TEMPORARY ORDERD SIGNED J	TERRELL L. PACE	K	8234	RC	36.00	
028886	06/14/2012	04339		SEARCH JAMES SHORT	G.A. PUBLIC	K	162489	DH	5.00	
028887	06/14/2012	04340		COPY OF DIVORCE DECREE CA	GRACIE THRONE	C		CLP	11.00	
028888	06/14/2012	22554	SPEARS, REGINA M.		THE SCOTT LAW FIRM	K	1469	DH	285.00	
028889	06/14/2012	22556	GARDNER OIL, INC		MOORE LANDREY LLP	K	2212	DH	279.00	
028890	06/14/2012	22557	NORTH AMERICAN PROCUREMENT	CITATION ISSUED	MOORE LANDREY, LLP	K	045323	CLP	255.00	
028891	06/15/2012	22543	SHAW, LYNDSAY NICHOLE	LETTER FROM ATTY ANNE PIC	MORIAN KAHLA	K	12292	DH	36.00	
028892	06/15/2012	04341		COPIES	MARCELINO LARA	O	50871518256	DH	4.00	
028893	06/15/2012	04342		PASSPORT APPLICATION FEE	SARA HOPKINS	K	231	CLP	25.00	
028894	06/18/2012	CR11235	MUSSELEWHITE, ADAM CHARLES	PARTIAL PAYMENT ON COURT	MUSSELEWHITE, ADAM CHA	C		RC	50.00	
028895	06/18/2012	04343		COPY	CASH RECEIPT	C		CLP	1.00	
028896	06/18/2012	22559	KELLEY, IRENE		LAW OFFICERS MCPHERSO	K	32527	DH	453.00	

RECEIPT	DATE	CASE NUMBER	NAME	DESCRIPTION	PAID BY	TYPE	CHECK #	CLERK	TOTAL PAID	RVSL
028897	06/18/2012	CR11688	GALLEGOS, SANTOS	PARTIAL PAYMENT ON COURT	GALLEGOS, SANTOS	C		DH	60.00	
028898	06/18/2012	22494	RESACA RESOURCES, LLC.,	ORIGINAL ANSWER, COUNTERC	PORTER HEDGES, LLP	K	1327	RC	57.00	
028899	06/19/2012	04344		PASSPORT APPLICATION FEE	SHERRY HOGAN	K	2157	CLP	25.00	
028900	06/19/2012	22560	YEAGER, JEREMY ADAM		DELINDA GIBBS	K	18957	DH	258.00	
028901	06/19/2012	22561	REAVRS, TABATHA GWEN		DELINDA GIBBS	K	18955	DH	258.00	
028902	06/19/2012	04345		PASSPORT APPLICATION	GISELLEE L FLAVIGNY	O	204019847823	DH	25.00	
028903	06/20/2012	04346		(4) PAGES OF PHOTOS	MORLAN KAHLA	K	12310	DH	4.00	
028905	06/20/2012	04348		COPIES	MPS	C		DH	7.00	
028906	06/20/2012	04349		COPIES	KRISTEN MADDOX	C		DH	2.00	
028907	06/21/2012	22269	THOMAS, JANICE	LETTER FROM ATTORNEY WALT	REBECCA WALTON	K	2833	DH	139.00	
028908	06/21/2012	04350		COPY OF JUDGMENT	MICHAEL SCOTT	K	44991	DH	2.00	
028909	06/21/2012	04351		COPIES	THOMAS FORTENBERRY	K	1800	DH	4.00	
028910	06/21/2012	CR11659	HOLDER, LESTER CHARLES	PARTIAL PAYMENT ON COURT	HOLDER, LESTER CHARLE	O	19504038611	DH	25.00	
028911	06/21/2012	04352		COPY	DAVIS, STUART	C		DH	1.00	
028913	06/20/2012	04347		COPIES FOR TRANSFERRING C	BEN J. RAJA	K	1386	CLP	47.00	
028914	06/22/2012	CR10810	WATTS, CHARLES WILLIAM	COURT COST PAID IN FULL	WATTS, CHARLES WILLIA	C		DH	160.00	
028915	06/22/2012	22545	ERGON ENERGY PARTNERS, L. P.	ORIGINAL COUNTERCLAIM AND	ZUKOWSKI BRESENHAN&SI	K	11986	RC	41.00	
028916	06/25/2012	B-2781	CHOATE, HATTIE L.	COURT COST PAID IN FULL	CHOATE, HATTIE L.	O	14496654104	DH	280.00	
028917	06/25/2012	04353		PASSPORT APPLICATION	JACKIE KERR	C		DH	25.00	
028918	06/25/2012	04354		PASSPORT APPLICATION	JAMES MADDOX	O	20017241640	DH	25.00	
028919	06/25/2012	04355		PASSPORT APPLICATION	JUSTIN STAPLES	O	20017241651	DH	25.00	
028920	06/25/2012	04356		COPIES	MELISSA HUTTO	C		DH	17.00	
028921	06/25/2012	22566	CAMPER, AARON III	PLAINTIFFS ORIGINAL PETIT	SEALE, STOVER	K	94080	DH	365.00	
028922	06/25/2012	22567	PACCAR FINANCIAL CORP	L/PLAINTIFF'S APPLICATION	GORDON DAVIS JOHNSON	K	82224	RC	271.00	
028923	06/26/2012	B-2504	HOOKS, DOROTHY JO	PARTIAL PAYMENT ON COURT	HOOKS, DOROTHY JO	C		DH	50.00	
028925	06/27/2012	CR11735	THROCKMORTON, DANIEL JAMES	COURT COST PAID IN FULL	THROCKMORTON, DANIEL	K	M014490672154	KN	244.00	
028926	06/27/2012	04357		CERTIFIED COPY OF FINAL O	WESTLAW COURTEXPRESS	K	16449	CLP	5.00	
028927	06/27/2012	CR11126	POOLE, ARCHIE WAYNE	PARTIAL PAYMENT ON COURT	POOLE, ARCHIE WAYNE	C		RC	100.00	

RECEIPT	DATE	CASE NUMBER	NAME	DESCRIPTION	PAID BY	TYPE	CHECK #	CLERK	TOTAL PAID	RVSL
028928	06/28/2012	04358		COPIES	JAMES CHAUVIN	C		DH	22.00	
028929	06/28/2012	21963	BOATMAN, JERRY C	PARTIAL PAYMENT ON COURT	BOATMAN, JERRY C	C		DH	10.00	
028930	06/28/2012	04359		COPIES OF CIVIL JUDGMENTS	AARON PHILLIPS	C		RC	2.00	
028931	06/28/2012	B-2726	SELMAN, THEODORE B.	COURT COSTS PAID IN FULL	SELMAN, THEODORE B.	C		CLP	260.00	
028932	06/28/2012	04360		COPIES	JOHN VANDENBERG	C		DH	16.00	
028933	06/28/2012	22569	CITIMORTGAGE, INC.	TEX RULE CIV P 736 APPLIC	BARRETT DAFFIN	K	00196299	CLP	511.00	
028934	06/28/2012	04361		COPIES FOR CAUSE NO. 2256	BARRETT DAFFIN	K	00196299	CLP	240.00	
028935	06/29/2012	22574	ONEAL, MELISSA		REBECCA R WALTON	K	2842	DH	429.00	
028936	06/29/2012	04362		COPIES	BOB SANDERS ATTY	K	23060	DH	28.00	
028937	06/29/2012	22575	VIDAL, MANUEL BARZA		BYTHERWOOD LEGAL SER	K	3214	DH	258.00	
									TOTAL COLLECTED	12,103.63
									LESS REFUNDS	.00
									TOTAL LIABILITY	12,103.63
TOTAL RECEIPTS COUNT		122								

CAS123 RUN ON 06/25/2012 09:30  
06/01/2012 THRU 06/30/2012

PAYMENT TYPE	POSTING CLERK
C	1,792.00 CLP 3,856.63
K	5,852.63 DR 5,062.00
O	429.00 RC 2,541.00
	.00 RN 244.00

COLLECTION DOWN FOR DISTRICT CLERK



TYLER COUNTY CLERK

Monthly Report

June '12

County Funds Collected	\$	25,619.94
State Comptroller Fees Collected	\$	2,431.60
Registry Accounty	\$	550.67
Now Account Interest Earned	\$	2.48
<b>Total Amount Reported</b>	<b>\$</b>	<b>28,604.69</b>

**State Comptroller Fees**

State Birth Certificate Fees		\$84.60
State Children's Trust	\$	480.00
Basic Civil Legal Service Fees/Indigents		
Judicial Fund - Salary, etc.	\$	555.00
Judicial Salary Fund 133.154LGC (JSF)	\$	517.00
Judicial Court Personnel Training (JCPT)	\$	10.00
Juror Reimbursement Fee (JRF)	\$	12.00
Compensation to Victims of Crime (CVC)	\$	105.00
Fugitive Apprehension (FA)	\$	10.00
Consolidated Court Cost (CCC)	\$	280.00
Indigent Defense Fund (IDF)	\$	8.00
Juvenile Crime Delinquency (JCD)	\$	2.50
Judicial Education Fees (JUDED)		
State Arrest Fees (STARR)	\$	10.00
Partial Payment Plan (PAYPL)	\$	100.00
Correctional Management Institute (CMIT)	\$	2.50
Emergency Medical Trauma (EMS)	\$	100.00
Drug Court Program (DCP)	\$	95.00
9th Court of Appeals (9CRTA)	\$	60.00
Non Disclosure Court Cost (NDISC)		
<b>Total</b>	<b>\$</b>	<b>2,431.60</b>

**County Funds Collected**

Judges Fee in Civil (CVJUD)		
Fees in Lieu of Community Service		
Clerk Records Management Fees (RMPCK)	\$	2,537.50
Clerk Records Archive Fees (ARCHV)	\$	2,617.00
Courthouse Security Fees (CHS)	\$	591.00
Alternate Dispute Resolution System (ADRS)	\$	180.00
County Clerk Fees	\$	16,743.94
County Clerk Fines (FINE)	\$	2,358.00
Probate Judicial Education Fees (PRJED)	\$	45.00
Civil Law Library Fees (CVLAW)	\$	60.00
Probate Law Library Fees (PRLAW)	\$	180.00
Courthouse Records Management (RMPCO)	\$	127.50
Supplemental Court Initiated Guardianship (SCIG)	\$	180.00
<b>Total</b>	<b>\$</b>	<b>25,619.94</b>

Check to County Treasurer	\$	28,054.02
Check to Registry Account	\$	550.67

Total Checks Written		
Subscribed & Sworn to before me on the the 1st of July 2012	\$	28,604.69

  
 Donece Gregory, Tyler County Clerk



**Tyler County**

**Auditor's Report**

**June 2012**



# Pooled Cash Report

Tyler County, TX  
For the Period Ending 6/30/2012

ACCOUNT #	ACCOUNT NAME	BEGINNING BALANCE	CURRENT ACTIVITY	CURRENT BALANCE
<b>CLAIM ON CASH</b>				
010-10100	TREASURER'S CHECKING	4,117,572.02	(361,052.06)	3,756,519.96
011-10100	TREASURER'S CHECKING	0.00	0.00	0.00
015-10100	TREASURER'S CHECKING	0.00	0.00	0.00
020-10100	TREASURER'S CHECKING	0.00	0.00	0.00
021-10100	TREASURER'S CHECKING	521,613.25	(69,727.47)	451,885.78
022-10100	TREASURER'S CHECKING	423,572.77	(71,513.35)	352,059.42
023-10100	TREASURER'S CHECKING	1,193,931.76	(53,245.27)	1,140,686.49
024-10100	TREASURER'S CHECKING	1,090,475.17	(81,526.89)	1,008,948.28
025-10100	TREASURER'S CHECKING	23,334.13	(975.99)	22,358.14
026-10100	TREASURER'S CHECKING	42,166.09	(356.90)	41,809.19
027-10100	TREASURER'S CHECKING	0.00	0.00	0.00
028-10100	TREASURER'S CHECKING	37,037.84	(4,995.58)	32,042.26
029-10100	TREASURER'S CHECKING	0.00	0.00	0.00
030-10100	TREASURER'S CHECKING	48,251.72	6.66	48,258.38
031-10100	TREASURER'S CHECKING	236,098.68	1,956.22	238,054.90
032-10100	TREASURER'S CHECKING	15,692.14	2.17	15,694.31
033-10100	TREASURER'S CHECKING	19,225.12	2.65	19,227.77
034-10100	TREASURER'S CHECKING	6,551.71	(166.46)	6,385.25
035-10100	TREASURER'S CHECKING	0.00	0.00	0.00
036-10100	TREASURER'S CHECKING	1,446.13	308.51	1,754.64
037-10100	TREASURER'S CHECKING	217,309.13	(8,460.34)	208,848.79
041-10100	TREASURER'S CHECKING	23,639.96	165.03	23,804.99
042-10100	TREASURER'S CHECKING	0.00	0.00	0.00
044-10100	TREASURER'S CHECKING	112,343.39	(3,662.43)	108,680.96
045-10100	TREASURER'S CHECKING	69,077.22	162.05	69,239.27
046-10100	TREASURER'S CHECKING	473.57	0.07	473.64
047-10100	TREASURER'S CHECKING	648,499.70	89.49	648,589.19
048-10100	TREASURER'S CHECKING	1,849,989.57	255.29	1,850,244.86
049-10100	TREASURER'S CHECKING	1,114.25	0.00	1,114.25
050-10100	TREASURER'S CHECKING	38,641.31	(663.42)	37,977.89
051-10100	TREASURER'S CHECKING	33,932.33	4.68	33,937.01
052-10100	TREASURER'S CHECKING	600.05	90.08	690.13
053-10100	TREASURER'S CHECKING	0.00	0.00	0.00
054-10100	TREASURER'S CHECKING	0.00	0.00	0.00
055-10100	TREASURER'S CHECKING	24.50	0.00	24.50
056-10100	TREASURER'S CHECKING	32.70	1.43	34.13
057-10100	TREASURER'S CHECKING	3.10	0.00	3.10
058-10100	TREASURER'S CHECKING	0.00	0.00	0.00
059-10100	TREASURER'S CHECKING	1,977.68	97.29	2,074.97
060-10100	TREASURER'S CHECKING	204.55	0.03	204.58
061-10100	TREASURER'S CHECKING	13,983.36	433.99	14,417.35
062-10100	TREASURER'S CHECKING	15.00	0.00	15.00
063-10100	TREASURER'S CHECKING	135.62	80.00	215.62
064-10100	TREASURER'S CHECKING	0.80	0.00	0.80
065-10100	TREASURER'S CHECKING	0.00	0.00	0.00
066-10100	TREASURER'S CHECKING	1.95	0.00	1.95
067-10100	TREASURER'S CHECKING	3.61	30.00	33.61
068-10100	TREASURER'S CHECKING	3,848.88	229.56	4,078.44
069-10100	TREASURER'S CHECKING	262.85	20.04	282.89
070-10100	TREASURER'S CHECKING	30,209.84	4,298.65	34,508.49
071-10100	TREASURER'S CHECKING	29.76	0.00	29.76
072-10100	TREASURER'S CHECKING	195.97	0.03	196.00
073-10100	TREASURER'S CHECKING	40,020.60	177.78	40,198.38

ACCOUNT #	ACCOUNT NAME	BEGINNING BALANCE	CURRENT ACTIVITY	CURRENT BALANCE	
074-10100	TREASURER'S CHECKING	9,708.94	1.34	9,710.28	
075-10100	TREASURER'S CHECKING	41.88	0.00	41.88	
076-10100	TREASURER'S CHECKING	208,555.56	(11,348.12)	197,207.44	
077-10100	TREASURER'S CHECKING	30,087.23	467.52	30,554.75	
078-10100	TREASURER'S CHECKING	6,314.39	2,191.17	8,505.56	
079-10100	TREASURER'S CHECKING	4,421.43	1,290.79	5,712.22	
080-10100	TREASURER'S CHECKING	1,856.16	357.31	2,213.47	
081-10100	TREASURER'S CHECKING	0.00	0.00	0.00	
082-10100	TREASURER'S CHECKING	0.00	0.00	0.00	
083-10100	TREASURER'S CHECKING	47.14	0.00	47.14	
084-10100	TREASURER'S CHECKING	0.00	0.00	0.00	
085-10100	TREASURER'S CHECKING	11,551.63	1,903.18	13,454.81	
086-10100	TREASURER'S CHECKING	2,502.10	372.40	2,874.50	
088-10100	TREASURER'S CHECKING	90,008.92	12.42	90,021.34	
089-10100	TREASURER'S CHECKING	98,078.02	(7,531.94)	90,546.08	
090-10100	TREASURER'S CHECKING	1,445.22	110.21	1,555.43	
094-10100	TREASURER'S CHECKING	330.04	174.07	504.11	
095-10100	TREASURER'S CHECKING	182.60	30.03	212.63	
096-10100	TREASURER'S CHECKING	3,992.59	225.58	4,218.17	
097-10100	TREASURER'S CHECKING	85,059.34	64.23	85,123.57	
099-10100	TREASURER'S CHECKING	0.00	0.00	0.00	
100-10100	TREASURER'S CHECKING	299.38	(9.38)	290.00	
101-10100	TREASURER'S CHECKING	6,653.20	260.95	6,914.15	
103-10100	TREASURER'S CHECKING	6,326.81	228.90	6,555.71	
104-10100	TREASURER'S CHECKING	0.00	0.00	0.00	
105-10100	TREASURER'S CHECKING	0.00	0.00	0.00	
107-10100	Treasurer's Checking	0.00	0.00	0.00	
108-10100	TREASURER'S CHECKING	9,630.00	(46,399.65)	(36,769.65)	
109-10100	TREASURER'S CHECKING	0.00	0.00	0.00	
110-10100	TREASURER'S CHECKING	13.81	3.90	17.71	
111-10100	Treasurer's Checking	200,000.00	0.00	200,000.00	
112-10100	Treasurer's Checking	0.00	0.00	0.00	
113-10100	TREASURER'S CHECKING	39,020.51	570.00	39,590.51	
<b>TOTAL CLAIM ON CASH</b>		<u>11,679,666.68</u>	<u>(704,959.55)</u>	<u>10,974,707.13</u>	
<b>CASH IN BANK</b>					
Cash in Bank					
999-10100	Treasurer's Checking	<u>11,877,954.36</u>	<u>(661,789.84)</u>	<u>11,216,164.52</u>	
<b>TOTAL: Cash in Bank</b>		<u>11,877,954.36</u>	<u>(661,789.84)</u>	<u>11,216,164.52</u>	
<b>TOTAL CASH IN BANK</b>		<u>11,877,954.36</u>	<u>(661,789.84)</u>	<u>11,216,164.52</u>	
<b>DUE TO OTHER FUNDS</b>					
999-29999	Due To Other Funds	<u>11,884,027.94</u>	<u>(667,863.42)</u>	<u>11,216,164.52</u>	
<b>TOTAL DUE TO OTHER FUNDS</b>		<u>11,884,027.94</u>	<u>(667,863.42)</u>	<u>11,216,164.52</u>	
Claim on Cash	10,974,707.13	Claim on Cash	10,974,707.13	Cash in Bank	11,216,164.52
Cash in Bank	11,216,164.52	Due To Other Funds	11,216,164.52	Due To Other Funds	11,216,164.52
Difference	<u>(241,457.39)</u>	Difference	<u>(241,457.39)</u>	Difference	<u>0.00</u>

ACCOUNT #	ACCOUNT NAME	BEGINNING BALANCE	CURRENT ACTIVITY	CURRENT BALANCE
<b>ACCOUNTS PAYABLE PENDING</b>				
010-21010	Accounts Payable Pending	138,508.02	(223,913.76)	(85,405.74)
011-21010	Accounts Payable Pending	0.00	0.00	0.00
020-21010	Accounts Payable Pending	0.00	0.00	0.00
021-21010	Accounts Payable Pending	32,603.92	(42,161.26)	(9,557.34)
022-21010	Accounts Payable Pending	45,108.98	(51,012.69)	(5,903.71)
023-21010	Accounts Payable Pending	13,657.00	(23,653.43)	(9,996.43)
024-21010	Accounts Payable Pending	11,047.94	(19,266.69)	(8,218.75)
025-21010	Accounts Payable Pending	979.07	(979.07)	0.00
026-21010	Accounts Payable Pending	362.67	(362.67)	0.00
027-21010	Accounts Payable Pending	0.00	0.00	0.00
028-21010	Accounts Payable Pending	0.00	0.00	0.00
029-21010	Accounts Payable Pending	0.00	0.00	0.00
030-21010	Accounts Payable Pending	0.00	0.00	0.00
031-21010	Accounts Payable Pending	0.00	(717.94)	(717.94)
032-21010	Accounts Payable Pending	0.00	0.00	0.00
033-21010	Accounts Payable Pending	0.00	0.00	0.00
034-21010	Accounts Payable Pending	322.34	(322.34)	0.00
035-21010	Accounts Payable Pending	0.00	0.00	0.00
036-21010	Accounts Payable Pending	311.73	(311.73)	0.00
037-21010	Accounts Payable Pending	10,322.59	(12,348.46)	(2,025.87)
041-21010	Accounts Payable Pending	0.00	0.00	0.00
042-21010	Accounts Payable Pending	0.00	0.00	0.00
044-21010	Accounts Payable Pending	951.12	(2,376.04)	(1,424.92)
045-21010	Accounts Payable Pending	0.00	0.00	0.00
046-21010	Accounts Payable Pending	0.00	0.00	0.00
047-21010	Accounts Payable Pending	0.00	0.00	0.00
048-21010	Accounts Payable Pending	0.00	0.00	0.00
049-21010	Accounts Payable Pending	0.00	0.00	0.00
050-21010	Accounts Payable Pending	0.00	(181.16)	(181.16)
051-21010	Accounts Payable Pending	0.00	0.00	0.00
052-21010	Accounts Payable Pending	375.00	(375.00)	0.00
053-21010	Accounts Payable Pending	0.00	0.00	0.00
054-21010	Accounts Payable Pending	0.00	0.00	0.00
055-21010	Accounts Payable Pending	0.00	0.00	0.00
056-21010	Accounts Payable Pending	0.00	0.00	0.00
057-21010	Accounts Payable Pending	0.00	0.00	0.00
058-21010	Accounts Payable Pending	0.00	0.00	0.00
059-21010	Accounts Payable Pending	0.00	0.00	0.00
060-21010	Accounts Payable Pending	0.00	0.00	0.00
061-21010	Accounts Payable Pending	0.00	0.00	0.00
062-21010	Accounts Payable Pending	0.00	0.00	0.00
063-21010	Accounts Payable Pending	0.00	0.00	0.00
064-21010	Accounts Payable Pending	0.00	0.00	0.00
065-21010	Accounts Payable Pending	0.00	0.00	0.00
066-21010	Accounts Payable Pending	0.00	0.00	0.00
067-21010	Accounts Payable Pending	0.00	0.00	0.00
068-21010	Accounts Payable Pending	0.00	0.00	0.00
069-21010	Accounts Payable Pending	0.00	0.00	0.00
070-21010	Accounts Payable Pending	0.00	0.00	0.00
071-21010	Accounts Payable Pending	0.00	0.00	0.00
072-21010	Accounts Payable Pending	0.00	0.00	0.00
073-21010	Accounts Payable Pending	152.18	(152.18)	0.00
074-21010	Accounts Payable Pending	0.00	0.00	0.00
075-21010	Accounts Payable Pending	0.00	0.00	0.00
076-21010	Accounts Payable Pending	1,327.29	(3,548.99)	(2,221.70)
077-21010	Accounts Payable Pending	0.00	0.00	0.00
078-21010	Accounts Payable Pending	0.00	0.00	0.00
079-21010	Accounts Payable Pending	0.00	0.00	0.00
080-21010	Accounts Payable Pending	0.00	0.00	0.00
081-21010	Accounts Payable Pending	0.00	0.00	0.00

ACCOUNT #	ACCOUNT NAME	BEGINNING BALANCE	CURRENT ACTIVITY	CURRENT BALANCE	
082-21010	Accounts Payable Pending	0.00	0.00	0.00	
083-21010	Accounts Payable Pending	0.00	0.00	0.00	
084-21010	Accounts Payable Pending	0.00	0.00	0.00	
085-21010	Accounts Payable Pending	0.00	0.00	0.00	
086-21010	Accounts Payable Pending	0.00	0.00	0.00	
088-21010	Accounts Payable Pending	0.00	0.00	0.00	
089-21010	Accounts Payable Pending	5,526.64	(5,820.14)	(293.50)	
090-21010	Accounts Payable Pending	0.00	0.00	0.00	
094-21010	Accounts Payable Pending	0.00	0.00	0.00	
095-21010	Accounts Payable Pending	125.00	(125.00)	0.00	
096-21010	Accounts Payable Pending	0.00	0.00	0.00	
097-21010	Accounts Payable Pending	202.46	(202.46)	0.00	
099-21010	Accounts Payable Pending	0.00	0.00	0.00	
100-21010	Accounts Payable Pending	0.00	(2.83)	(2.83)	
101-21010	Accounts Payable Pending	(160.00)	160.00	0.00	
103-21010	Accounts Payable Pending	0.00	0.00	0.00	
104-21010	Accounts Payable Pending	0.00	0.00	0.00	
105-21010	Accounts Payable Pending	0.00	0.00	0.00	
107-21010	Accounts Payable Pending	0.00	0.00	0.00	
108-21010	Accounts Payable Pending	0.00	0.00	0.00	
109-21010	Accounts Payable Pending	0.00	0.00	0.00	
110-21010	Accounts Payable Pending	0.00	0.00	0.00	
111-21010	Accounts Payable Pending	0.00	0.00	0.00	
112-21010	Accounts Payable Pending	0.00	0.00	0.00	
113-21010	Accounts Payable	0.00	0.00	0.00	
<b>TOTAL ACCOUNTS PAYABLE PENDING</b>		<u>261,723.95</u>	<u>(387,673.84)</u>	<u>(125,949.89)</u>	
<b><u>DUE FROM OTHER FUNDS</u></b>					
999-11000	Due From Other Funds	<u>264,252.48</u>	<u>(408,315.16)</u>	<u>(144,062.68)</u>	
<b>TOTAL DUE FROM OTHER FUNDS</b>		<u>264,252.48</u>	<u>(408,315.16)</u>	<u>(144,062.68)</u>	
<b><u>ACCOUNTS PAYABLE</u></b>					
999-21010	Accounts Payable Pending	<u>258,178.90</u>	<u>(402,241.58)</u>	<u>(144,062.68)</u>	
<b>TOTAL ACCOUNTS PAYABLE</b>		<u>258,178.90</u>	<u>(402,241.58)</u>	<u>(144,062.68)</u>	
<b>AP Pending</b>	(125,949.89)	<b>AP Pending</b>	(125,949.89)	<b>Due From Other Funds</b>	(144,062.68)
<b>Due From Other Funds</b>	(144,062.68)	<b>Accounts Payable</b>	(144,062.68)	<b>Accounts Payable</b>	(144,062.68)
<b>Difference</b>	<u>18,112.79</u>	<b>Difference</b>	<u>18,112.79</u>	<b>Difference</b>	<u>0.00</u>



# Pooled Cash Report

Tyler County, TX

For the Period Ending 6/30/2012

ACCOUNT #	ACCOUNT NAME	BEGINNING BALANCE	CURRENT ACTIVITY	CURRENT BALANCE
<b>CLAIM ON CASH</b>				
053-10100	TREASURER'S CHECKING	155,154.95	13,026.59	168,181.54
054-10100	TREASURER'S CHECKING	98,267.45	(24,991.60)	73,275.85
<b>TOTAL CLAIM ON CASH</b>		<u>253,422.40</u>	<u>(11,965.01)</u>	<u>241,457.39</u>

ACCOUNT #	ACCOUNT NAME	BEGINNING BALANCE	CURRENT ACTIVITY	CURRENT BALANCE
<b>ACCOUNTS PAYABLE PENDING</b>				
053-21010	Accounts Payable Pending	314.96	(7,839.26)	(7,524.30)
054-21010	Accounts Payable Pending	<u>2,213.57</u>	<u>(12,802.06)</u>	<u>(10,588.49)</u>
<b>TOTAL ACCOUNTS PAYABLE PENDING</b>		<u>2,528.53</u>	<u>(20,641.32)</u>	<u>(18,112.79)</u>





# Tyler County, TX Cash Position Report

Tyler County, TX

Date Range: 6/1/2012 - 6/30/2012

Fund	Beginning Cash Balance	Receipts	Disbursements	Ending Cash Balance
010: GENERAL FUND	6,117,572.02	334,855.86	695,907.92	5,756,519.96
011: ADVALOREM TAXES CLEARING	0.00	0.00	0.00	0.00
012: TC CHAPTER 19	3,751.75	0.00	0.00	3,751.75
015: U. S. MARSHALL PRISONER REFU	0.00	0.00	0.00	0.00
016: TC COLLECTION SP	2,703.41	0.44	0.00	2,703.85
020: GENERAL ROAD & BRIDGE	0.00	71,012.14	71,012.14	0.00
021: ROAD & BRIDGE I	521,613.25	17,744.18	87,471.65	451,885.78
022: ROAD & BRIDGE II	423,572.77	13,112.99	84,626.34	352,059.42
023: ROAD & BRIDGE III	1,193,931.76	22,816.39	76,061.66	1,140,686.49
024: ROAD & BRIDGE IV	1,090,475.17	18,194.65	99,721.54	1,008,948.28
025: TYLER CO AIRPORT	23,334.13	3.08	979.07	22,358.14
026: TYLER CO. RODEO ARENA/FAIRG	42,166.09	5.77	362.67	41,809.19
027: TDHCA OWNER OCCUPIED HOME	0.00	0.00	0.00	0.00
028: ECONOMIC DEVELOPMENT	37,037.84	4.42	5,000.00	32,042.26
029: BENEVOLENCE FUND	0.00	0.00	0.00	0.00
030: DIST CL'K STATE APPROP	48,251.72	6.66	0.00	48,258.38
031: COUNTY CLERK RMP	236,098.68	4,628.85	2,672.63	238,054.90
032: C D A FORFEITURE	15,692.14	2.17	0.00	15,694.31
033: SHERIFF FORFEITURE	19,225.12	2.65	0.00	19,227.77
034: DISTRICT CLERK RMP	6,551.71	155.88	322.34	6,385.25
035: TEMPLE FOUND/ARE YOU O K GR	0.00	0.00	0.00	0.00
036: LIBRARY FUND	1,446.13	620.24	311.73	1,754.64
037: T C COLLECTION CENTER	217,309.13	11,208.22	19,668.56	208,848.79
038: VIOLENCE AGAINSTWOMEN SPEC	0.00	0.00	0.00	0.00
039: TXCDBG SMALL BUSINESS LOAN	0.00	0.00	0.00	0.00
040: TXCDBG WATER IMPROVEMENTS	0.00	0.00	0.00	0.00
041: PEACE OFFICER SERVICE FEES	23,639.96	165.03	0.00	23,804.99
042: HELP AMERICA VOTE ACT GRANT	0.00	0.00	0.00	0.00
043: JAIL INTEREST & SINKING	1,010,433.55	48.01	0.00	1,010,481.56
044: COURTHOUSE SECURITY	112,343.39	1,041.00	4,703.43	108,680.96
045: COUNTY-RMP	69,077.22	387.05	225.00	69,239.27
046: STATE-CRIME STOPPERS	473.57	0.07	0.00	473.64
047: COUNTY-WIDE RIGHT-OF-WAY FL	648,499.70	89.49	0.00	648,589.19
048: EMERGENCY DISASTER RELIEF	1,849,989.57	255.29	0.00	1,850,244.86
049: C D A TRUST	1,114.25	0.00	0.00	1,114.25
050: C D A FEES	38,641.31	0.00	663.42	37,977.89
051: CDA STATE APPROPRIATIONS FU	33,932.33	4.68	0.00	33,937.01
052: ALTERNATE DISPUTE RESOLUTIC	600.05	465.08	375.00	690.13
053: ADULT PROBATION	155,154.95	49,675.21	36,648.62	168,181.54
054: JUVENILE PROBATION	98,267.45	14,299.64	39,291.24	73,275.85
055: STATE-CRIM JUSTICE PLANNING	24.50	0.00	0.00	24.50
056: STATE-JUDICIAL EDUCATION	32.70	1.43	0.00	34.13

Fund	Beginning Cash Balance	Receipts	Disbursements	Ending Cash Balance
057: STATE-LEOCE	3.10	0.00	0.00	3.10
058: STATE-JUVENILE DIVERSION	0.00	0.00	0.00	0.00
059: STATE-CVC	1,977.68	97.29	0.00	2,074.97
060: STATE-OCLF INSURANCE	204.55	0.03	0.00	204.58
061: STATE-DPS ARREST FEE	13,983.36	433.99	0.00	14,417.35
062: STATE-COMP REHABILITAT'N	15.00	0.00	0.00	15.00
063: STATE-GENERAL REVENUE	135.62	80.00	0.00	215.62
064: STATE-LAW ENFORCEMENT MGT	0.80	0.00	0.00	0.80
065: STATE-BREATH ALCOHOL TEST	0.00	0.00	0.00	0.00
066: STATE-LEOA	1.95	0.00	0.00	1.95
067: STATE-TLFTA	3.61	30.00	0.00	33.61
068: STATE-TIME PAYMENT	3,848.88	229.56	0.00	4,078.44
069: STATE-FUGITIVE APPREHENSION	262.85	20.04	0.00	282.89
070: STATE-CONSOLIDATED COURT C	30,209.84	4,298.65	0.00	34,508.49
071: STATE-JUVENILE CRIME & DELIN	29.76	0.00	0.00	29.76
072: TYLER COUNTY SEACH & RESCUI	195.97	0.03	0.00	196.00
073: JUSTICE COURT TECHNOLOGY FI	40,020.60	378.55	200.77	40,198.38
074: HOMELAND SECURITY	9,708.94	1.34	0.00	9,710.28
075: CORR MGT INST TX/CRIM JUST C	41.88	0.00	0.00	41.88
076: EMERGENCY OPERATIONS CENT	208,555.56	27.21	11,375.33	197,207.44
077: STATE-TERTIARY CARE FUND	30,087.23	467.52	0.00	30,554.75
078: STATE-TRAFFIC FEE	6,314.39	2,191.17	0.00	8,505.56
079: STATE-BAIL BOND FEE	4,421.43	1,290.79	0.00	5,712.22
080: STATE-EMS TRAUMA FUND	1,856.16	357.31	0.00	2,213.47
081: STATE-SEXUAL ASSAULT PROGR	0.00	0.00	0.00	0.00
082: STATE-SUBSTANCE ABUSE FELO	0.00	0.00	0.00	0.00
083: STATE-DNA TESTING FEE	47.14	0.00	0.00	47.14
084: STATE-CHILD ABUSE PREVENTIO	0.00	0.00	0.00	0.00
085: STATE-JUDICIAL SUPPORT FEES	11,551.63	1,903.18	0.00	13,454.81
086: JURY REIMBURSEMENT FEE	2,502.10	372.40	0.00	2,874.50
087: CVA COORDINATING TEAM	0.00	0.00	0.00	0.00
088: TJPC-TITLE IVE FUND	90,008.92	12.42	0.00	90,021.34
089: TYLER COUNTY NUTRITION CENT	98,078.02	12.49	7,544.43	90,546.08
090: STATE-DRUG COURT PROGRAMS	1,445.22	110.21	0.00	1,555.43
091: TXCDBG DISASTER RECOVERY P	0.00	0.00	0.00	0.00
092: '07 TXCDBG FLOOD DISASTER PR	0.00	0.00	0.00	0.00
093: PAYROLL ACCOUNT	0.00	0.00	0.00	0.00
094: STATE - INDIGENT DEFENSE FUNI	330.04	174.07	0.00	504.11
095: STATE- APPELLATE JUDICIAL FUN	182.60	155.03	125.00	212.63
096: CHILD WELFARE BOARD FUND	3,992.59	225.58	0.00	4,218.17
097: CHILD SAFETY FUND	85,059.34	607.75	543.52	85,123.57
098: TC DISASTER PROJECT ROUND II	0.00	0.00	0.00	0.00
099: TYLER COUNTY JUSTICE GRANT	0.00	0.00	0.00	0.00
100: DETCOG SOCIAL SERVICES BLOC	299.38	0.04	9.42	290.00
101: SUPPLEMENT COURT QUARDIAN:	6,653.20	260.95	0.00	6,914.15
102: WATER IMPROVEMENT GRANT-FF	0.00	0.00	0.00	0.00
103: JUSTICE COURT TECHNOLOGY FI	6,326.81	228.90	0.00	6,555.71

Fund	Beginning Cash Balance	Receipts	Disbursements	Ending Cash Balance
104: TXCDBG DRS 10191GRANT	0.00	0.00	0.00	0.00
105: ED BYRNES MEMORIAL JAG GRAI	0.00	0.00	0.00	0.00
106: TXCDBG DRS 010191 GRANT	0.00	0.00	0.00	0.00
107: TXCDBG DRS 010191 GRANT	0.00	0.00	0.00	0.00
108: S E C O BLOCK GRANT	9,630.00	0.00	46,399.65	(36,769.65)
109: DETCOG COMMUNICATIONS GRA	0.00	0.00	0.00	0.00
110: MOVING VIOLATION FEES	13.81	3.90	0.00	17.71
111: COURTHOUSE RESTORATION	200,000.00	0.00	0.00	200,000.00
112: LEGISLATIVE SERVICES	0.00	0.00	0.00	0.00
113: CIVIL FEES - ADULT PROBATION	39,020.51	570.00	0.00	39,590.51
<b>Total</b>	<b>14,949,977.79</b>	<b>575,346.97</b>	<b>1,292,223.08</b>	<b>14,233,101.68</b>



**Tyler County**

**Budget Comparison**

**June 2012**



Tyler County, TX

# Budget Report Account Summary

For Fiscal: 2012 Period Ending: 06/30/2012

		Original Total Budget	Current Total Budget	Period Activity	Fiscal Activity	Encumbrances	Budget Remaining	Percent Remaining
<b>Fund: 010 - GENERAL FUND</b>								
<b>Revenue</b>								
<u>010-30000</u>	BEGINNING BALANCE	0.00	0.00	0.00	0.00	0.00	0.00	0.00 %
<u>010-30405</u>	ESTIMATED PARTIAL CARRYOVER	523,000.00	523,000.00	0.00	0.00	0.00	523,000.00	100.00 %
<u>010-31001</u>	AD VAL-.4433 RATE	5,214,526.00	5,214,526.00	112,627.62	5,082,078.17	0.00	132,447.83	2.54 %
<u>010-31004</u>	HALF CENT SALES TAX(TAX ALLOC)	500,000.00	500,000.00	44,730.73	258,399.60	0.00	241,600.40	48.32 %
<u>010-31008</u>	PAYMENT IN LIEU OF TAXES	50,000.00	50,000.00	61,022.00	63,184.44	0.00	-13,184.44	-26.37 %
<u>010-31020</u>	DELINQUENT AD VALOREM	50,000.00	50,000.00	0.00	308,837.98	0.00	-258,837.98	-517.68 %
<u>010-31030</u>	ALCOHOLIC BEVERAGE TAX	100.00	100.00	0.00	272.54	0.00	-172.54	-172.54 %
<u>010-31146</u>	SALES TAX FEES	1,500.00	1,500.00	0.00	1,317.02	0.00	182.98	12.20 %
<u>010-31147</u>	SCHOOL TAX COLLECTION FEES	20,000.00	20,000.00	0.00	18,542.61	0.00	1,457.39	7.29 %
<u>010-31149</u>	SEX OFFENDER FEES	100.00	100.00	0.00	0.00	0.00	100.00	100.00 %
<u>010-31150</u>	SHERIFF FEES	20,000.00	20,000.00	4,809.40	8,281.22	0.00	11,718.78	58.59 %
<u>010-31152</u>	SHERIFF TRANSPORT FEES	1,000.00	1,000.00	0.00	80.00	0.00	920.00	92.00 %
<u>010-31153</u>	STATE COMPTROLLER FEES	7,500.00	7,500.00	1,025.00	10,940.60	0.00	-3,440.60	-45.87 %
<u>010-31155</u>	TITLES	16,000.00	16,000.00	1,640.20	7,615.20	0.00	8,384.80	52.41 %
<u>010-31201</u>	STATE SALARY SUPPLEMENTS	15,000.00	15,000.00	0.00	5,466.43	0.00	9,533.57	63.56 %
<u>010-31400</u>	TAC CHAPTER 19 FUNDS	500.00	500.00	0.00	0.00	0.00	500.00	100.00 %
<u>010-31402</u>	TFS-URBAN WILDLIFE INTERFACE G	0.00	0.00	0.00	0.00	0.00	0.00	0.00 %
<u>010-32000</u>	AD VALOREM FEES	342,200.00	342,200.00	25,159.12	319,271.56	0.00	22,928.44	6.70 %
<u>010-32102</u>	ALCOHOL LICENSE PERMIT/FEES	100.00	100.00	0.00	0.00	0.00	100.00	100.00 %
<u>010-32103</u>	AUTO REGISTRATION FEES	61,521.00	61,521.00	1,956.77	25,054.01	0.00	36,466.99	59.28 %
<u>010-32108</u>	COE SECURITY SERVICE FEES	10,000.00	10,000.00	0.00	5,404.80	0.00	4,595.20	45.95 %
<u>010-32109</u>	COMMUNITY SERVICE FEES	24,000.00	24,000.00	2,000.00	12,000.00	0.00	12,000.00	50.00 %
<u>010-32111</u>	CONSTABLE FEES	2,000.00	2,000.00	440.00	1,340.00	0.00	660.00	33.00 %
<u>010-32124</u>	EXTRADITION CASH BONDS HOLDING	100.00	100.00	0.00	-1,025.00	0.00	1,125.00	1,125.00 %
<u>010-32125</u>	FAMILY PROTECTION FEES	3,000.00	3,000.00	225.00	930.00	0.00	2,070.00	69.00 %
<u>010-32127</u>	FLOODPLAIN PERMIT FEE	100.00	100.00	25.00	50.00	0.00	50.00	50.00 %
<u>010-32129</u>	INDIGENT CIVIL LEGAL SERV FEES	500.00	500.00	245.00	1,082.50	0.00	-582.50	-116.50 %
<u>010-32130</u>	INMATE TELEPHONE COMMISSIONS	100.00	100.00	0.00	0.00	0.00	100.00	100.00 %
<u>010-32131</u>	JURY FEES/REIMBURSEMENTS	10,000.00	10,000.00	12.00	2,365.00	0.00	7,635.00	76.35 %
<u>010-32501</u>	JUSTICE-OF-PEACE I FEES	61,000.00	61,000.00	4,819.73	37,927.07	0.00	23,072.93	37.82 %
<u>010-32502</u>	JUSTICE-OF-PEACE II FEES	12,500.00	12,500.00	2,242.00	4,495.00	0.00	8,005.00	64.04 %
<u>010-32503</u>	JUSTICE-OF-PEACE III FEES	12,500.00	12,500.00	474.25	6,194.40	0.00	6,305.60	50.44 %
<u>010-32504</u>	JUSTICE-OF-PEACE IV FEES	12,500.00	12,500.00	335.00	3,384.10	0.00	9,115.90	72.93 %
<u>010-32516</u>	COUNTY CLERK FEES	200,000.00	200,000.00	19,543.35	113,643.85	0.00	86,356.15	43.18 %
<u>010-32517</u>	COUNTY CLERK FINES	30,000.00	30,000.00	924.00	11,854.80	0.00	18,145.20	60.48 %

Budget Report

For Fiscal: 2012 Period Ending: 06/30/2012

	Original Total Budget	Current Total Budget	Period Activity	Fiscal Activity	Encumbrances	Budget Remaining	Percent Remaining
010-32519	DISTRICT CLERK FEES	100,000.00	100,000.00	8,160.01	53,476.42	0.00	46,523.58 46.52 %
010-32522	DISTRICT CLERK FINES	50,000.00	50,000.00	2,329.61	21,238.92	0.00	28,761.08 57.52 %
010-35100	INTEREST ON INVESTMENTS	20,000.00	20,000.00	588.38	10,383.49	0.00	9,616.51 48.08 %
010-36109	INDIGENT DEFENSE FORMULA GRANT	10,000.00	10,000.00	0.00	3,812.00	0.00	-6,188.00 -61.88 %
010-37000	REFUNDS	0.00	0.00	1,925.79	2,306.55	0.00	-2,306.55 0.00 %
010-37001	U. S. MARSHALL PRISONER REFUND	0.00	0.00	0.00	0.00	0.00	0.00 0.00 %
010-37101	REFUNDS/FEMA REIMBURSEMENTS	0.00	0.00	0.00	0.00	0.00	0.00 0.00 %
010-37102	Reimbursements	0.00	0.00	0.00	0.00	0.00	0.00 0.00 %
010-37103	REIMBURSEMENTS-SHERIFF SALARIE	160,000.00	160,000.00	-7.09	41,753.60	0.00	118,246.40 73.90 %
010-37104	REIMBURSEMENTS-SHERIFF DEPARTMENT	0.00	0.00	9,632.40	9,739.09	0.00	-9,739.09 0.00 %
010-37110	WILDFIRE REIMBURSEMENT - STATE	0.00	0.00	0.00	0.00	0.00	0.00 0.00 %
010-37111	VINE/SAVNS REIMBURSEMENT	0.00	0.00	0.00	0.00	0.00	0.00 0.00 %
010-37112	REIMBURSEMENT - ANIMAL CONTROL	-110.00	-110.00	853.93	1,331.93	0.00	-1,441.93 1,310.85 %
010-37113	REIMBURSEMENT-PATROL CAR COMPUTERS	0.00	0.00	22,777.32	22,777.32	0.00	-22,777.32 0.00 %
010-38100	CDA SALARY SUPPLEMENTS	40,000.00	40,000.00	0.00	46,163.46	0.00	-6,163.46 -15.41 %
010-38107	Reimbursements-Hospitalization	-7,100.00	-7,100.00	578.34	3,535.45	0.00	-10,635.45 149.80 %
010-38112	OIL LEASE INCOME	0.00	0.00	0.00	0.00	0.00	0.00 0.00 %
010-38115	SALE OF SHERIFF'S CARS	0.00	0.00	0.00	0.00	0.00	0.00 0.00 %
010-38116	SHERIFF SALES	0.00	0.00	0.00	-18,477.07	0.00	18,477.07 0.00 %
010-38120	UNUSED JURY MONEY	-1,500.00	-1,500.00	2,484.00	5,400.00	0.00	-6,900.00 460.00 %
010-39002	TRANSFER FROM AD VALOREM CLRNG	0.00	0.00	0.00	0.00	0.00	0.00 0.00 %
010-39006	TRANSFERS FROM VAW SPEC PROS	0.00	0.00	0.00	0.00	0.00	0.00 0.00 %
010-39007	TRANSFERS FROM CVA COORD TEAM	0.00	0.00	0.00	0.00	0.00	0.00 0.00 %
010-39008	TRANSFER--ADULT PROBATION	0.00	0.00	0.00	0.00	0.00	0.00 0.00 %
010-39010	TRANSFERS FROM STATE COSTS	20,000.00	20,000.00	0.00	0.00	0.00	20,000.00 100.00 %
010-39100	PARKING LOT LEASE	0.00	0.00	0.00	0.00	0.00	0.00 0.00 %
010-39999	ACTUAL REVENUES	0.00	0.00	0.00	0.00	0.00	0.00 0.00 %
<b>Revenue Total:</b>		<b>7,592,637.00</b>	<b>7,592,637.00</b>	<b>333,578.86</b>	<b>6,512,429.06</b>	<b>0.00</b>	<b>1,080,207.94 14.23 %</b>

Department: 401 - COMMISSIONER'S COURT

Expense							
010-401-40050	PARTIME SALARIES	6,000.00	6,000.00	0.00	80.00	0.00	5,920.00 98.67 %
010-401-40100	SOCIAL SECURITY	500.00	500.00	0.00	41.12	0.00	458.88 91.78 %
010-401-40110	RETIREMENT	0.00	0.00	0.00	0.00	0.00	0.00 0.00 %
010-401-40130	WORKERS' COMPENSATION	50,000.00	50,000.00	11,109.00	22,219.00	0.00	27,781.00 55.56 %
010-401-40140	UNEMPLOYMENT INSURANCE	10,000.00	10,000.00	2,737.62	4,315.18	0.00	5,684.82 56.85 %
010-401-40150	CONTINGENCY/HOSPITALIZATION	775,000.00	775,000.00	58,524.91	340,297.69	0.00	434,702.31 56.09 %
010-401-42111	POSTAGE FOR POSTAGE METER	47,500.00	47,500.00	1,122.00	15,016.05	0.00	32,483.95 68.39 %
010-401-42136	LONG LEAF SOIL & WATER CONSERV	2,000.00	2,000.00	0.00	2,000.00	0.00	0.00 0.00 %
010-401-42158	ELECTION EXPENSE	38,500.00	38,500.00	620.00	30,644.02	0.00	7,855.98 20.41 %
010-401-42163	CASA	2,300.00	2,300.00	0.00	2,300.00	0.00	0.00 0.00 %
010-401-42178	CONTINGENCY FOR MISCELLANEOUS	400,000.00	296,000.00	3,260.30	110,829.81	0.00	185,170.19 62.56 %
010-401-42180	COURTHOUSE HISTORICAL SOCIETY	5,900.00	5,900.00	103.00	103.00	0.00	5,797.00 98.25 %
010-401-42185	LAW ENFORCEMENT LIAB INSURANCE	43,878.00	43,878.00	0.00	32,189.00	0.00	11,689.00 26.64 %

Budget Report

For Fiscal: 2012 Period Ending: 06/30/2012

		Original Total Budget	Current Total Budget	Period Activity	Fiscal Activity	Encumbrances	Budget Remaining	Percent Remaining
<u>010-401-42186</u>	EAST TEXAS REGIONAL WATER	200.00	200.00	0.00	0.00	0.00	200.00	100.00 %
<u>010-401-42187</u>	EAST TX HEALTH ACCESS NETWORK	1,500.00	1,500.00	0.00	0.00	0.00	1,500.00	100.00 %
<u>010-401-42203</u>	RSVP CONTRIBUTION	200.00	200.00	0.00	0.00	0.00	200.00	100.00 %
<u>010-401-42206</u>	SOUTHEAST TX R.C.&D	500.00	500.00	0.00	500.00	0.00	0.00	0.00 %
<u>010-401-42215</u>	TEXAS GAME WARDENS	1,100.00	1,100.00	0.00	0.00	0.00	1,100.00	100.00 %
<u>010-401-42218</u>	TYLER COUNTY APPRAISEL DIST.	254,982.00	254,982.00	19,954.11	85,907.11	0.00	169,074.89	66.31 %
<u>010-401-42221</u>	WILDWOOD LIBRARY	0.00	0.00	0.00	0.00	0.00	0.00	0.00 %
<u>010-401-42231</u>	HOUSING OF TCSO INMATES	100,000.00	100,000.00	0.00	33,394.36	0.00	66,605.64	66.61 %
<u>010-401-42233</u>	DETCOG TRAVEL	5,000.00	5,000.00	0.00	1,861.83	0.00	3,138.17	62.76 %
<u>010-401-42349</u>	PUBLIC OFFICIALS LIAB INSURANC	21,409.00	21,409.00	0.00	20,121.00	0.00	1,288.00	6.02 %
<u>010-401-42352</u>	TC NUTRITION SERVICES	15,000.00	15,000.00	0.00	7,500.00	0.00	7,500.00	50.00 %
<u>010-401-42519</u>	PROBATION TELEPHONE	2,500.00	2,500.00	4.45	1,060.40	0.00	1,439.60	57.58 %
<u>010-401-42616</u>	ADVERTISING	2,500.00	2,500.00	0.00	491.10	0.00	2,008.90	80.36 %
<u>010-401-42628</u>	CONTINGENCY FOR LEGAL FEES	200,000.00	200,000.00	0.00	3,539.22	0.00	196,460.78	98.23 %
<u>010-401-42643</u>	AUTOPSIES	40,000.00	40,000.00	1,900.00	22,925.00	0.00	17,075.00	42.69 %
<u>010-401-42645</u>	JUDICIAL EDUCATION	500.00	500.00	-25.00	5.00	0.00	495.00	99.00 %
<u>010-401-42648</u>	ALCOHOL & DRUG ABUSE COUNCIL	1,000.00	1,000.00	0.00	0.00	0.00	1,000.00	100.00 %
<u>010-401-42649</u>	ALLEN SHIVERS LIBRARY	116,000.00	116,000.00	0.00	58,500.00	0.00	57,500.00	49.57 %
<u>010-401-42650</u>	ASSOCIATION DUES	5,500.00	5,500.00	85.00	3,400.00	0.00	2,100.00	38.18 %
<u>010-401-42652</u>	BURKE CENTER	17,912.00	17,912.00	0.00	17,912.00	0.00	0.00	0.00 %
<u>010-401-42658</u>	HIGHWAY COALITION	5,415.00	5,415.00	0.00	0.00	0.00	5,415.00	100.00 %
<u>010-401-42667</u>	JAIL NEEDS ANALYSIS	50,000.00	50,000.00	538.75	25,158.60	0.00	24,841.40	49.68 %
<u>010-401-42668</u>	INDEPENDENT AUDIT	29,100.00	29,100.00	0.00	0.00	0.00	29,100.00	100.00 %
<u>010-401-42672</u>	JUVENILE DENTENTION SERVICE	1,800.00	5,800.00	1,785.00	5,999.55	0.00	-199.55	-3.44 %
<u>010-401-42674</u>	LEGISLATIVE SERVICES	0.00	0.00	0.00	320.28	0.00	-320.28	0.00 %
<u>010-401-42680</u>	FAMILY SERVICES OF SE TEXAS	250.00	250.00	0.00	250.00	0.00	0.00	0.00 %
<u>010-401-42686</u>	GARTH HOUSE	5,000.00	5,000.00	0.00	5,000.00	0.00	0.00	0.00 %
<u>010-401-42688</u>	GENERAL LIABILITY INSURANCE	20,700.00	20,700.00	0.00	21,062.76	0.00	-362.76	-1.75 %
<u>010-401-42697</u>	RADIO TOWER RENTAL	3,500.00	3,500.00	0.00	645.00	0.00	2,855.00	81.57 %
<u>010-401-42701</u>	RURAL FIRE PROTECTION	19,800.00	19,800.00	1,650.00	11,100.00	0.00	8,700.00	43.94 %
<u>010-401-42710</u>	TYLER COUNTY SEARCH & RESCUE	1,800.00	1,800.00	0.00	452.33	0.00	1,347.67	74.87 %
<u>010-401-42915</u>	WILDFIRE REIMBURSEMENT - STATE	7,000.00	7,000.00	0.00	0.00	0.00	7,000.00	100.00 %
<u>010-401-43621</u>	SHERIFF VEHICLE LIABILITY	15,000.00	15,000.00	0.00	0.00	0.00	15,000.00	100.00 %
<u>010-401-48000</u>	MISCELLANEOUS EXPENSE	4,900.00	4,900.00	0.00	2,778.50	0.00	2,121.50	43.30 %
<u>010-401-49000</u>	Payments to State	0.00	3,000.00	0.00	8,754.20	0.00	-5,754.20	-191.81 %
	<b>Expense Total:</b>	<b>2,331,646.00</b>	<b>2,234,646.00</b>	<b>103,369.14</b>	<b>898,673.11</b>	<b>0.00</b>	<b>1,335,972.89</b>	<b>59.78 %</b>
	<b>Department 401 Total:</b>	<b>2,331,646.00</b>	<b>2,234,646.00</b>	<b>103,369.14</b>	<b>898,673.11</b>	<b>0.00</b>	<b>1,335,972.89</b>	<b>59.78 %</b>
<b>Department: 402 - COUNTY CLERK</b>								
<b>Expense</b>								
<u>010-402-40000</u>	SALARIES	182,376.00	182,376.00	15,425.00	106,428.17	0.00	75,947.83	41.64 %
<u>010-402-40100</u>	SOCIAL SECURITY	13,952.00	13,952.00	1,178.48	5,942.45	0.00	8,009.55	57.41 %
<u>010-402-40110</u>	RETIREMENT	17,100.00	17,100.00	1,467.04	6,420.20	0.00	10,679.80	62.45 %

## Budget Report

For Fiscal: 2012 Period Ending: 06/30/2012

		Original	Current	Period	Fiscal		Budget	Percent
		Total Budget	Total Budget	Activity	Activity	Encumbrances	Remaining	Remaining
<u>010-402-42100</u>	OFFICE SUPPLIES	5,200.00	5,200.00	54.00	2,744.12	0.00	2,455.88	47.23 %
<u>010-402-42500</u>	TELEPHONE	2,900.00	2,900.00	18.49	1,296.92	0.00	1,603.08	55.28 %
<u>010-402-42651</u>	BOOK BINDING	2,450.00	2,450.00	0.00	0.00	0.00	2,450.00	100.00 %
<u>010-402-42659</u>	TRAVEL & EDUCATION	4,500.00	4,500.00	1,441.10	3,940.83	0.00	559.17	12.43 %
<u>010-402-42902</u>	BONDS, INSURANCE	5,500.00	5,500.00	0.00	308.00	0.00	5,192.00	94.40 %
<u>010-402-43200</u>	PURCHASE OF EQUIPMENT	3,700.00	3,700.00	0.00	1,380.50	0.00	2,319.50	62.69 %
	<b>Expense Total:</b>	<b>237,678.00</b>	<b>237,678.00</b>	<b>19,584.11</b>	<b>128,461.19</b>	<b>0.00</b>	<b>109,216.81</b>	<b>45.95 %</b>
	<b>Department 402 Total:</b>	<b>237,678.00</b>	<b>237,678.00</b>	<b>19,584.11</b>	<b>128,461.19</b>	<b>0.00</b>	<b>109,216.81</b>	<b>45.95 %</b>

## Department: 405 - VETERANS SERVICE

## Expense

<u>010-405-40000</u>	SALARIES	21,522.00	21,522.00	1,126.00	8,937.92	0.00	12,584.08	58.47 %
<u>010-405-40100</u>	SOCIAL SECURITY	1,647.00	1,647.00	86.14	569.33	0.00	1,077.67	65.43 %
<u>010-405-40110</u>	RETIREMENT	2,015.00	2,015.00	112.14	623.05	0.00	1,391.95	69.08 %
<u>010-405-42100</u>	OFFICE SUPPLIES	1,000.00	1,000.00	0.00	60.50	0.00	939.50	93.95 %
<u>010-405-42500</u>	TELEPHONE	3,100.00	3,100.00	93.46	1,426.64	0.00	1,673.36	53.98 %
<u>010-405-42663</u>	TRAINING & TRAVEL REIMB.	1,500.00	1,500.00	0.00	0.00	0.00	1,500.00	100.00 %
<u>010-405-42620</u>	VEHICLES	1,000.00	1,000.00	0.00	0.00	0.00	1,000.00	100.00 %
	<b>Expense Total:</b>	<b>31,784.00</b>	<b>31,784.00</b>	<b>1,417.74</b>	<b>11,617.44</b>	<b>0.00</b>	<b>20,166.56</b>	<b>63.45 %</b>
	<b>Department 405 Total:</b>	<b>31,784.00</b>	<b>31,784.00</b>	<b>1,417.74</b>	<b>11,617.44</b>	<b>0.00</b>	<b>20,166.56</b>	<b>63.45 %</b>

## Department: 407 - DISTRICT CLERK

## Expense

<u>010-407-40000</u>	SALARIES	112,311.00	112,311.00	9,083.00	61,619.82	0.00	50,691.18	45.13 %
<u>010-407-40100</u>	SOCIAL SECURITY	8,592.00	8,592.00	694.86	3,579.20	0.00	5,012.80	58.34 %
<u>010-407-40110</u>	RETIREMENT	10,513.00	10,513.00	904.66	4,070.97	0.00	6,442.03	61.28 %
<u>010-407-42100</u>	OFFICE SUPPLIES	5,500.00	5,500.00	60.83	589.84	0.00	4,910.16	89.28 %
<u>010-407-42500</u>	TELEPHONE	2,200.00	2,200.00	7.21	613.42	0.00	1,586.58	72.12 %
<u>010-407-42650</u>	ASSOCIATION DUES	175.00	175.00	0.00	50.00	0.00	125.00	71.43 %
<u>010-407-42659</u>	TRAVEL & EDUCATION	3,500.00	3,500.00	0.00	1,534.79	0.00	1,965.21	56.15 %
<u>010-407-42902</u>	BONDS, INSURANCE	3,000.00	3,000.00	2,355.23	2,653.23	0.00	346.77	11.56 %
	<b>Expense Total:</b>	<b>145,791.00</b>	<b>145,791.00</b>	<b>13,105.79</b>	<b>74,711.27</b>	<b>0.00</b>	<b>71,079.73</b>	<b>48.75 %</b>
	<b>Department 407 Total:</b>	<b>145,791.00</b>	<b>145,791.00</b>	<b>13,105.79</b>	<b>74,711.27</b>	<b>0.00</b>	<b>71,079.73</b>	<b>48.75 %</b>

## Department: 408 - JURY ACCOUNT

## Expense

<u>010-408-42192</u>	MISC. JURY EXPENSE	300.00	300.00	0.00	0.00	0.00	300.00	100.00 %
<u>010-408-42216</u>	TRANSCRIPTS	3,500.00	3,500.00	0.00	2,901.70	0.00	598.30	17.09 %
<u>010-408-42347</u>	PSYCHIATRIC & MEDICAL EXPENSE	4,000.00	4,000.00	0.00	3,990.00	0.00	10.00	0.25 %
<u>010-408-42634</u>	COURT APPOINTED ATTORNEYS	85,000.00	85,000.00	0.00	27,325.00	0.00	57,675.00	67.85 %
<u>010-408-42637</u>	CPS COURT APPOINTED ATTORNEYS	25,000.00	25,000.00	0.00	2,385.00	0.00	22,615.00	90.46 %
<u>010-408-42638</u>	CPS COURT REPORTER	4,000.00	4,000.00	0.00	330.00	0.00	3,670.00	91.75 %
<u>010-408-42678</u>	ESTRAY FEES	0.00	0.00	0.00	0.00	0.00	0.00	0.00 %
<u>010-408-42685</u>	FOOD/LODGING FOR JURORS	1,000.00	1,000.00	0.00	0.00	0.00	1,000.00	100.00 %



**Budget Report**

For Fiscal: 2012 Period Ending: 06/30/2012

		Original Total Budget	Current Total Budget	Period Activity	Fiscal Activity	Encumbrances	Budget Remaining	Percent Remaining
<u>010-408-42689</u>	GRAND JURORS	5,750.00	5,750.00	408.00	2,958.00	0.00	2,792.00	48.56 %
<u>010-408-42690</u>	GRAND JURY COMMISSION	100.00	100.00	0.00	0.00	0.00	100.00	100.00 %
<u>010-408-42700</u>	PETIT JURORS	28,800.00	28,800.00	3,198.00	8,520.00	0.00	20,280.00	70.42 %
	<b>Expense Total:</b>	<b>157,450.00</b>	<b>157,450.00</b>	<b>3,606.00</b>	<b>48,409.70</b>	<b>0.00</b>	<b>109,040.30</b>	<b>69.25 %</b>
	<b>Department 408 Total:</b>	<b>157,450.00</b>	<b>157,450.00</b>	<b>3,606.00</b>	<b>48,409.70</b>	<b>0.00</b>	<b>109,040.30</b>	<b>69.25 %</b>
<b>Department: 409 - 88TH JUDICIAL DISTRICT</b>								
<b>Expense</b>								
<u>010-409-40000</u>	SALARIES	26,160.00	26,160.00	2,180.00	17,358.74	0.00	8,801.26	33.64 %
<u>010-409-40100</u>	SOCIAL SECURITY	2,002.00	2,002.00	166.77	856.36	0.00	1,145.64	57.22 %
<u>010-409-40110</u>	RETIREMENT	2,449.00	2,449.00	217.13	988.59	0.00	1,460.41	59.63 %
<u>010-409-42100</u>	OFFICE SUPPLIES	200.00	200.00	0.00	0.00	0.00	200.00	100.00 %
<u>010-409-42177</u>	JUDICIAL DISTRICT EXPENSES	700.00	700.00	0.00	28.00	0.00	672.00	96.00 %
<u>010-409-42500</u>	TELEPHONE	850.00	850.00	0.00	118.22	0.00	731.78	86.09 %
<u>010-409-42630</u>	CONTINUING EDUCATION	200.00	200.00	0.00	0.00	0.00	200.00	100.00 %
<u>010-409-42636</u>	COURT REPORTER TRAVEL/SUPPLIES	1,500.00	1,500.00	0.00	0.00	0.00	1,500.00	100.00 %
	<b>Expense Total:</b>	<b>34,061.00</b>	<b>34,061.00</b>	<b>2,563.90</b>	<b>19,349.91</b>	<b>0.00</b>	<b>14,711.09</b>	<b>43.19 %</b>
	<b>Department 409 Total:</b>	<b>34,061.00</b>	<b>34,061.00</b>	<b>2,563.90</b>	<b>19,349.91</b>	<b>0.00</b>	<b>14,711.09</b>	<b>43.19 %</b>
<b>Department: 410 - 1-A JUDICIAL DISTRICT</b>								
<b>Expense</b>								
<u>010-410-40000</u>	SALARIES	20,628.00	20,628.00	1,719.00	11,817.20	0.00	8,810.80	42.71 %
<u>010-410-40100</u>	SOCIAL SECURITY	1,579.00	1,579.00	131.52	671.17	0.00	907.83	57.49 %
<u>010-410-40110</u>	RETIREMENT	1,931.00	1,931.00	171.20	797.44	0.00	1,133.56	58.70 %
<u>010-410-42100</u>	OFFICE SUPPLIES	400.00	400.00	0.00	0.00	0.00	400.00	100.00 %
<u>010-410-42354</u>	SUPPLEMENT COURT COORDIANATOR	7,860.00	7,860.00	0.00	8,140.21	0.00	-280.21	-3.57 %
<u>010-410-42392</u>	LIABILITY INSURANCE	1,600.00	1,600.00	0.00	0.00	0.00	1,600.00	100.00 %
<u>010-410-42500</u>	TELEPHONE	1,300.00	1,300.00	0.00	488.46	0.00	811.54	62.43 %
<u>010-410-42627</u>	COMPUTER SERVICE	700.00	700.00	0.00	0.00	0.00	700.00	100.00 %
<u>010-410-42636</u>	COURT REPORTER TRAVEL/SUPPLIES	1,200.00	1,200.00	0.00	0.00	0.00	1,200.00	100.00 %
<u>010-410-42659</u>	TRAVEL & EDUCATION	900.00	900.00	0.00	0.00	0.00	900.00	100.00 %
	<b>Expense Total:</b>	<b>38,098.00</b>	<b>38,098.00</b>	<b>2,021.72</b>	<b>21,914.48</b>	<b>0.00</b>	<b>16,183.52</b>	<b>42.48 %</b>
	<b>Department 410 Total:</b>	<b>38,098.00</b>	<b>38,098.00</b>	<b>2,021.72</b>	<b>21,914.48</b>	<b>0.00</b>	<b>16,183.52</b>	<b>42.48 %</b>
<b>Department: 411 - JUSTICE OF PEACE #1</b>								
<b>Expense</b>								
<u>010-411-40000</u>	SALARIES	94,092.00	94,092.00	7,721.00	53,927.84	0.00	40,164.16	42.69 %
<u>010-411-40100</u>	SOCIAL SECURITY	7,199.00	7,199.00	581.63	2,994.73	0.00	4,204.27	58.40 %
<u>010-411-40110</u>	RETIREMENT	8,808.00	8,808.00	769.00	3,485.40	0.00	5,322.60	60.43 %
<u>010-411-42100</u>	OFFICE SUPPLIES	3,929.00	3,929.00	0.00	402.12	0.00	3,526.88	89.77 %
<u>010-411-42500</u>	TELEPHONE	2,000.00	2,000.00	79.21	904.88	0.00	1,095.12	54.76 %
<u>010-411-42661</u>	TRAINING & EDUCATION	2,500.00	2,500.00	220.93	965.55	0.00	1,534.45	61.38 %
<u>010-411-42700</u>	PETIT JURORS	360.00	360.00	0.00	0.00	0.00	360.00	100.00 %

Budget Report

For Fiscal: 2012 Period Ending: 06/30/2012

		Original Total Budget	Current Total Budget	Period Activity	Fiscal Activity	Encumbrances	Budget Remaining	Percent Remaining
010-411-42900	BONDS	249.00	249.00	71.00	71.00	0.00	178.00	71.49 %
<b>Expense Total:</b>		<b>119,137.00</b>	<b>119,137.00</b>	<b>9,442.77</b>	<b>62,751.52</b>	<b>0.00</b>	<b>56,385.48</b>	<b>47.33 %</b>
<b>Department 411 Total:</b>		<b>119,137.00</b>	<b>119,137.00</b>	<b>9,442.77</b>	<b>62,751.52</b>	<b>0.00</b>	<b>56,385.48</b>	<b>47.33 %</b>
<b>Department: 412 - JUSTICE OF PEACE #2</b>								
<b>Expense</b>								
010-412-40000	SALARIES	25,620.00	25,620.00	2,135.00	15,155.16	0.00	10,464.84	40.85 %
010-412-40100	SOCIAL SECURITY	1,960.00	1,960.00	163.33	835.53	0.00	1,124.47	57.37 %
010-412-40110	RETIREMENT	2,331.00	2,331.00	212.64	981.78	0.00	1,349.22	57.88 %
010-412-42100	OFFICE SUPPLIES	600.00	600.00	0.00	0.00	0.00	600.00	100.00 %
010-412-42110	POSTAGE	50.00	50.00	0.00	0.00	0.00	50.00	100.00 %
010-412-42500	TELEPHONE	800.00	800.00	0.00	271.73	0.00	528.27	66.03 %
010-412-42661	TRAINING & EDUCATION	500.00	500.00	0.00	405.28	0.00	94.72	18.94 %
010-412-42901	BOND PREMIUM	178.00	178.00	0.00	0.00	0.00	178.00	100.00 %
<b>Expense Total:</b>		<b>32,039.00</b>	<b>32,039.00</b>	<b>2,510.97</b>	<b>17,649.48</b>	<b>0.00</b>	<b>14,389.52</b>	<b>44.91 %</b>
<b>Department 412 Total:</b>		<b>32,039.00</b>	<b>32,039.00</b>	<b>2,510.97</b>	<b>17,649.48</b>	<b>0.00</b>	<b>14,389.52</b>	<b>44.91 %</b>
<b>Department: 413 - JUSTICE OF PEACE #3</b>								
<b>Expense</b>								
010-413-40000	SALARIES	25,020.00	25,020.00	2,085.00	15,610.60	0.00	9,409.40	37.61 %
010-413-40100	SOCIAL SECURITY	1,915.00	1,915.00	159.51	815.85	0.00	1,099.15	57.40 %
010-413-40110	RETIREMENT	2,331.00	2,331.00	207.66	959.37	0.00	1,371.63	58.84 %
010-413-42100	OFFICE SUPPLIES	900.00	900.00	0.00	76.00	0.00	824.00	91.56 %
010-413-42110	POSTAGE	200.00	200.00	0.00	0.00	0.00	200.00	100.00 %
010-413-42500	TELEPHONE	1,300.00	1,300.00	0.00	432.11	0.00	867.89	66.76 %
010-413-42661	TRAINING & EDUCATION	900.00	900.00	0.00	710.54	0.00	189.46	21.05 %
010-413-42700	PETIT JURORS	200.00	200.00	0.00	0.00	0.00	200.00	100.00 %
010-413-42901	BOND PREMIUM	178.00	178.00	0.00	0.00	0.00	178.00	100.00 %
<b>Expense Total:</b>		<b>32,944.00</b>	<b>32,944.00</b>	<b>2,452.17</b>	<b>18,604.47</b>	<b>0.00</b>	<b>14,339.53</b>	<b>43.53 %</b>
<b>Department 413 Total:</b>		<b>32,944.00</b>	<b>32,944.00</b>	<b>2,452.17</b>	<b>18,604.47</b>	<b>0.00</b>	<b>14,339.53</b>	<b>43.53 %</b>
<b>Department: 414 - JUSTICE OF PEACE #4</b>								
<b>Expense</b>								
010-414-40000	SALARIES	25,020.00	25,020.00	2,085.00	14,051.02	0.00	10,968.98	43.84 %
010-414-40100	SOCIAL SECURITY	1,915.00	1,915.00	159.51	815.85	0.00	1,099.15	57.40 %
010-414-40110	RETIREMENT	2,331.00	2,331.00	207.66	959.37	0.00	1,371.63	58.84 %
010-414-42100	OFFICE SUPPLIES	1,800.00	1,800.00	0.00	456.44	0.00	1,343.56	74.64 %
010-414-42110	POSTAGE	400.00	400.00	0.00	0.00	0.00	400.00	100.00 %
010-414-42500	TELEPHONE	800.00	800.00	0.00	353.76	0.00	446.24	55.78 %
010-414-42661	TRAINING & EDUCATION	900.00	900.00	0.00	372.73	0.00	527.27	58.59 %
010-414-42900	BONDS	178.00	178.00	0.00	0.00	0.00	178.00	100.00 %
<b>Expense Total:</b>		<b>33,344.00</b>	<b>33,344.00</b>	<b>2,452.17</b>	<b>17,009.17</b>	<b>0.00</b>	<b>16,334.83</b>	<b>48.99 %</b>
<b>Department 414 Total:</b>		<b>33,344.00</b>	<b>33,344.00</b>	<b>2,452.17</b>	<b>17,009.17</b>	<b>0.00</b>	<b>16,334.83</b>	<b>48.99 %</b>

## Budget Report

For Fiscal: 2012 Period Ending: 06/30/2012

		Original Total Budget	Current Total Budget	Period Activity	Fiscal Activity	Encumbrances	Budget Remaining	Percent Remaining
<b>Department: 415 - COUNTY COURT</b>								
<b>Expense</b>								
<u>010-415-40080</u>	STIPEND JUVENILE BOARD	3,816.00	3,816.00	318.00	2,436.67	0.00	1,379.33	36.15 %
<u>010-415-40100</u>	SOCIAL SECURITY	292.00	292.00	24.33	160.86	0.00	131.14	44.91 %
<u>010-415-40110</u>	RETIREMENT	358.00	358.00	31.67	168.18	0.00	189.82	53.02 %
<u>010-415-42623</u>	COMMITMENTS	4,500.00	4,500.00	169.50	1,298.50	0.00	3,201.50	71.14 %
<u>010-415-42634</u>	COURT APPOINTED ATTORNEYS	8,000.00	8,000.00	500.00	8,300.00	0.00	-300.00	-3.75 %
<u>010-415-42635</u>	COURT REPORTER	5,000.00	5,000.00	550.00	1,600.00	0.00	3,400.00	68.00 %
<u>010-415-42700</u>	PETIT JURORS	2,000.00	2,000.00	0.00	0.00	0.00	2,000.00	100.00 %
<u>010-415-42909</u>	REIMB. COURT COST	500.00	500.00	0.00	0.00	0.00	500.00	100.00 %
<b>Expense Total:</b>		<b>24,466.00</b>	<b>24,466.00</b>	<b>1,593.50</b>	<b>13,964.21</b>	<b>0.00</b>	<b>10,501.79</b>	<b>42.92 %</b>
<b>Department 415 Total:</b>		<b>24,466.00</b>	<b>24,466.00</b>	<b>1,593.50</b>	<b>13,964.21</b>	<b>0.00</b>	<b>10,501.79</b>	<b>42.92 %</b>
<b>Department: 419 - DISTRICT ATTORNEY</b>								
<b>Expense</b>								
<u>010-419-40000</u>	SALARIES	224,000.00	224,000.00	18,170.34	120,811.57	0.00	103,188.43	46.07 %
<u>010-419-40100</u>	SOCIAL SECURITY	17,200.00	17,200.00	1,386.26	6,886.14	0.00	10,313.86	59.96 %
<u>010-419-40110</u>	RETIREMENT	24,494.00	24,494.00	1,809.78	7,931.54	0.00	16,562.46	67.62 %
<u>010-419-42100</u>	OFFICE SUPPLIES	5,500.00	5,500.00	0.00	1,706.09	0.00	3,793.91	68.98 %
<u>010-419-42222</u>	WITNESS EXPENSE	5,000.00	5,000.00	0.00	50.01	0.00	4,949.99	99.00 %
<u>010-419-42414</u>	RADIO REPAIR	250.00	250.00	0.00	0.00	0.00	250.00	100.00 %
<u>010-419-42500</u>	TELEPHONE	6,300.00	6,300.00	14.05	914.07	0.00	5,385.93	85.49 %
<u>010-419-42639</u>	DNA LAB FEES	6,000.00	6,000.00	-700.00	1,650.00	0.00	4,350.00	72.50 %
<u>010-419-42659</u>	TRAVEL & EDUCATION	8,000.00	8,000.00	0.00	2,291.46	0.00	5,708.54	71.36 %
<u>010-419-42900</u>	BONDS	250.00	250.00	0.00	150.00	0.00	100.00	40.00 %
<u>010-419-42907</u>	RESTITUTION	0.00	0.00	0.00	0.00	0.00	0.00	0.00 %
<b>Expense Total:</b>		<b>296,994.00</b>	<b>296,994.00</b>	<b>20,680.43</b>	<b>142,390.88</b>	<b>0.00</b>	<b>154,603.12</b>	<b>52.06 %</b>
<b>Department 419 Total:</b>		<b>296,994.00</b>	<b>296,994.00</b>	<b>20,680.43</b>	<b>142,390.88</b>	<b>0.00</b>	<b>154,603.12</b>	<b>52.06 %</b>
<b>Department: 420 - TAX ASSESSOR/COLLECTOR</b>								
<b>Expense</b>								
<u>010-420-40000</u>	SALARIES	153,625.00	153,625.00	12,807.00	89,697.62	0.00	63,927.38	41.61 %
<u>010-420-40100</u>	SOCIAL SECURITY	11,753.00	11,753.00	969.78	4,927.03	0.00	6,825.97	58.08 %
<u>010-420-40110</u>	RETIREMENT	14,380.00	14,380.00	1,275.58	5,642.75	0.00	8,737.25	60.76 %
<u>010-420-42100</u>	OFFICE SUPPLIES	6,700.00	6,700.00	0.00	1,076.44	0.00	5,623.56	83.93 %
<u>010-420-42500</u>	TELEPHONE	5,800.00	5,800.00	14.74	1,708.43	0.00	4,091.57	70.54 %
<u>010-420-42650</u>	ASSOCIATION DUES	500.00	500.00	0.00	350.00	0.00	150.00	30.00 %
<u>010-420-42659</u>	TRAVEL & EDUCATION	4,500.00	4,500.00	1,378.42	1,378.42	0.00	3,121.58	69.37 %
<u>010-420-42900</u>	BONDS	700.00	700.00	0.00	188.50	0.00	511.50	73.07 %
<b>Expense Total:</b>		<b>197,958.00</b>	<b>197,958.00</b>	<b>16,445.52</b>	<b>104,969.19</b>	<b>0.00</b>	<b>92,988.81</b>	<b>46.97 %</b>
<b>Department 420 Total:</b>		<b>197,958.00</b>	<b>197,958.00</b>	<b>16,445.52</b>	<b>104,969.19</b>	<b>0.00</b>	<b>92,988.81</b>	<b>46.97 %</b>

Budget Report

For Fiscal: 2012 Period Ending: 06/30/2012

		Original Total Budget	Current Total Budget	Period Activity	Fiscal Activity	Encumbrances	Budget Remaining	Percent Remaining
<b>Department: 421 - COUNTY JUDGE</b>								
<b>Expense</b>								
<u>010-421-40000</u>	SALARIES	137,824.00	137,824.00	11,485.17	63,867.85	0.00	73,956.15	53.66 %
<u>010-421-40100</u>	SOCIAL SECURITY	10,544.00	10,544.00	878.60	3,512.75	0.00	7,031.25	66.68 %
<u>010-421-40110</u>	RETIREMENT	13,728.00	13,728.00	1,143.94	3,952.37	0.00	9,775.63	71.21 %
<u>010-421-42100</u>	OFFICE SUPPLIES	1,800.00	1,800.00	0.00	908.53	0.00	891.47	49.53 %
<u>010-421-42189</u>	EDUCATION, GOVERNMENT RELATIONS	5,400.00	5,400.00	630.59	3,541.94	0.00	1,858.06	34.41 %
<u>010-421-42190</u>	MEETINGS EXPENSE	200.00	200.00	0.00	0.00	0.00	200.00	100.00 %
<u>010-421-42500</u>	TELEPHONE	1,500.00	1,500.00	6.94	655.50	0.00	844.50	56.30 %
<u>010-421-42650</u>	ASSOCIATION DUES	450.00	450.00	0.00	164.00	0.00	286.00	63.56 %
<u>010-421-42900</u>	BONDS	178.00	178.00	0.00	0.00	0.00	178.00	100.00 %
<b>Expense Total:</b>		<b>171,624.00</b>	<b>171,624.00</b>	<b>14,145.24</b>	<b>76,602.94</b>	<b>0.00</b>	<b>95,021.06</b>	<b>55.37 %</b>
<b>Department 421 Total:</b>		<b>171,624.00</b>	<b>171,624.00</b>	<b>14,145.24</b>	<b>76,602.94</b>	<b>0.00</b>	<b>95,021.06</b>	<b>55.37 %</b>
<b>Department: 422 - COUNTY AUDITOR</b>								
<b>Expense</b>								
<u>010-422-40000</u>	SALARIES	88,230.00	88,230.00	9,085.00	58,079.82	0.00	30,150.18	34.17 %
<u>010-422-40100</u>	SOCIAL SECURITY	6,750.00	6,750.00	692.52	3,177.51	0.00	3,572.49	52.93 %
<u>010-422-40110</u>	RETIREMENT	8,259.00	8,259.00	904.86	3,687.63	0.00	4,571.37	55.35 %
<u>010-422-42100</u>	OFFICE SUPPLIES	1,900.00	1,900.00	59.95	697.39	0.00	1,202.61	63.30 %
<u>010-422-42500</u>	TELEPHONE	1,100.00	1,100.00	8.62	312.01	0.00	787.99	71.64 %
<u>010-422-42650</u>	ASSOCIATION DUES	280.00	280.00	0.00	0.00	0.00	280.00	100.00 %
<u>010-422-42659</u>	TRAVEL & EDUCATION	4,000.00	4,000.00	330.00	2,212.10	0.00	1,787.90	44.70 %
<u>010-422-42900</u>	BONDS	225.00	225.00	0.00	100.00	0.00	125.00	55.56 %
<b>Expense Total:</b>		<b>110,744.00</b>	<b>110,744.00</b>	<b>11,080.95</b>	<b>68,266.46</b>	<b>0.00</b>	<b>42,477.54</b>	<b>38.36 %</b>
<b>Department 422 Total:</b>		<b>110,744.00</b>	<b>110,744.00</b>	<b>11,080.95</b>	<b>68,266.46</b>	<b>0.00</b>	<b>42,477.54</b>	<b>38.36 %</b>
<b>Department: 423 - COUNTY TREASURER</b>								
<b>Expense</b>								
<u>010-423-40000</u>	SALARIES	64,909.00	64,909.00	3,415.00	28,945.34	0.00	35,963.66	55.41 %
<u>010-423-40100</u>	SOCIAL SECURITY	4,966.00	4,966.00	257.76	1,721.21	0.00	3,244.79	65.34 %
<u>010-423-40110</u>	RETIREMENT	6,076.00	6,076.00	340.14	1,914.87	0.00	4,161.13	68.48 %
<u>010-423-42100</u>	OFFICE SUPPLIES	2,500.00	2,500.00	0.00	221.14	0.00	2,278.86	91.15 %
<u>010-423-42500</u>	TELEPHONE	1,000.00	1,000.00	1.30	130.41	0.00	869.59	86.96 %
<u>010-423-42650</u>	ASSOCIATION DUES	400.00	400.00	0.00	200.00	0.00	200.00	50.00 %
<u>010-423-42659</u>	TRAVEL & EDUCATION	4,500.00	4,500.00	1,127.23	3,185.45	0.00	1,314.55	29.21 %
<u>010-423-42900</u>	BONDS	250.00	250.00	0.00	20.00	0.00	230.00	92.00 %
<b>Expense Total:</b>		<b>84,601.00</b>	<b>84,601.00</b>	<b>5,141.43</b>	<b>36,338.42</b>	<b>0.00</b>	<b>48,262.58</b>	<b>57.05 %</b>
<b>Department 423 Total:</b>		<b>84,601.00</b>	<b>84,601.00</b>	<b>5,141.43</b>	<b>36,338.42</b>	<b>0.00</b>	<b>48,262.58</b>	<b>57.05 %</b>
<b>Department: 424 - CONSTABLE, PCT. I</b>								
<b>Expense</b>								
<u>010-424-40000</u>	SALARIES	27,660.00	27,660.00	2,305.00	16,344.26	0.00	11,315.74	40.91 %
<u>010-424-40100</u>	SOCIAL SECURITY	2,116.00	2,116.00	182.08	911.14	0.00	1,204.86	56.94 %

Budget Report

For Fiscal: 2012 Period Ending: 06/30/2012

		Original Total Budget	Current Total Budget	Period Activity	Fiscal Activity	Encumbrances	Budget Remaining	Percent Remaining
<u>010-424-40110</u>	RETIREMENT	2,589.00	2,589.00	237.05	1,085.40	0.00	1,503.60	58.08 %
<u>010-424-42150</u>	UNIFORMS	250.00	250.00	0.00	163.19	0.00	86.81	34.72 %
<u>010-424-42661</u>	TRAINING & EDUCATION	300.00	2,200.37	0.00	750.21	0.00	1,450.16	65.91 %
<u>010-424-42900</u>	BONDS	178.00	178.00	0.00	0.00	0.00	178.00	100.00 %
<u>010-424-43220</u>	EMERGENCY EQUIPMENT	250.00	250.00	0.00	0.00	0.00	250.00	100.00 %
<u>010-424-43232</u>	RADIO & EQUIPMENT	600.00	600.00	0.00	0.00	0.00	600.00	100.00 %
<b>Expense Total:</b>		<b>33,943.00</b>	<b>35,843.37</b>	<b>2,724.13</b>	<b>19,254.20</b>	<b>0.00</b>	<b>16,589.17</b>	<b>46.28 %</b>
<b>Department 424 Total:</b>		<b>33,943.00</b>	<b>35,843.37</b>	<b>2,724.13</b>	<b>19,254.20</b>	<b>0.00</b>	<b>16,589.17</b>	<b>46.28 %</b>

Department: 425 - CONSTABLE, PCT. II

Expense

<u>010-425-40000</u>	SALARIES	27,660.00	27,660.00	2,305.00	17,551.74	0.00	10,108.26	36.54 %
<u>010-425-40100</u>	SOCIAL SECURITY	2,116.00	2,116.00	176.34	899.66	0.00	1,216.34	57.48 %
<u>010-425-40110</u>	RETIREMENT	2,755.00	2,755.00	229.58	1,070.46	0.00	1,684.54	61.14 %
<u>010-425-42150</u>	UNIFORMS	500.00	500.00	0.00	0.00	0.00	500.00	100.00 %
<u>010-425-42661</u>	TRAINING & EDUCATION	500.00	2,303.50	0.00	0.00	0.00	2,303.50	100.00 %
<u>010-425-42900</u>	BONDS	178.00	178.00	0.00	0.00	0.00	178.00	100.00 %
<u>010-425-43220</u>	EMERGENCY EQUIPMENT	400.00	400.00	0.00	0.00	0.00	400.00	100.00 %
<u>010-425-43232</u>	RADIO & EQUIPMENT	600.00	600.00	0.00	70.00	0.00	530.00	88.33 %
<b>Expense Total:</b>		<b>34,709.00</b>	<b>36,512.50</b>	<b>2,710.92</b>	<b>19,591.86</b>	<b>0.00</b>	<b>16,920.64</b>	<b>46.34 %</b>
<b>Department 425 Total:</b>		<b>34,709.00</b>	<b>36,512.50</b>	<b>2,710.92</b>	<b>19,591.86</b>	<b>0.00</b>	<b>16,920.64</b>	<b>46.34 %</b>

Department: 426 - SHERIFF DEPT

Expense

<u>010-426-40000</u>	SALARIES	931,811.00	931,811.00	84,076.20	549,399.94	0.00	382,411.06	41.04 %
<u>010-426-40010</u>	OVERTIME	0.00	0.00	0.00	0.00	0.00	0.00	0.00 %
<u>010-426-40100</u>	SOCIAL SECURITY	71,284.00	71,284.00	6,426.20	30,845.63	0.00	40,438.37	56.73 %
<u>010-426-40110</u>	RETIREMENT	92,809.00	92,809.00	7,888.12	34,027.55	0.00	58,781.45	63.34 %
<u>010-426-40151</u>	VACATION & SICK PAY RELIEF	13,000.00	13,000.00	0.00	0.00	0.00	13,000.00	100.00 %
<u>010-426-42100</u>	OFFICE SUPPLIES	7,000.00	7,000.00	14.96	4,231.77	0.00	2,768.23	39.55 %
<u>010-426-42150</u>	UNIFORMS	8,000.00	8,000.00	0.00	4,362.13	0.00	3,637.87	45.47 %
<u>010-426-42182</u>	DEPUTIES SUPPLIES	7,500.00	7,500.00	26.93	6,065.36	0.00	1,434.64	19.13 %
<u>010-426-42217</u>	TRANSPORTS COSTS	0.00	20,000.00	515.68	1,153.23	0.00	18,846.77	94.23 %
<u>010-426-42235</u>	DRUG TASK FORCE	0.00	0.00	0.00	0.00	0.00	0.00	0.00 %
<u>010-426-42392</u>	LIABILITY INSURANCE	0.00	0.00	0.00	0.00	0.00	0.00	0.00 %
<u>010-426-42400</u>	GAS, OIL, GREASE	125,000.00	125,010.00	104.66	58,197.60	0.00	66,812.40	53.45 %
<u>010-426-42401</u>	TIRES, TUBES	15,000.00	15,000.00	0.00	6,245.75	0.00	8,754.25	58.36 %
<u>010-426-42413</u>	REPAIRS TO VEHICLES	20,000.00	23,355.00	150.00	2,743.87	0.00	20,611.13	88.25 %
<u>010-426-42415</u>	RADIO MAINTENANCE	0.00	0.00	0.00	0.00	0.00	0.00	0.00 %
<u>010-426-42500</u>	TELEPHONE	25,000.00	25,000.00	72.57	11,609.67	0.00	13,390.33	53.56 %
<u>010-426-42640</u>	EMPLOYEE PHYSICALS	0.00	0.00	0.00	0.00	0.00	0.00	0.00 %
<u>010-426-42653</u>	CAMERA & FILM	1,696.00	1,696.00	0.00	0.00	0.00	1,696.00	100.00 %
<u>010-426-42656</u>	ANIMAL CONTROL	1,500.00	1,500.00	0.00	1,553.33	0.00	-53.33	-3.56 %
<u>010-426-42659</u>	TRAVEL & EDUCATION	15,000.00	15,000.00	2,198.14	11,039.53	0.00	3,960.47	26.40 %

**Budget Report**

For Fiscal: 2012 Period Ending: 06/30/2012

		Original	Current	Period	Fiscal		Budget	Percent
		Total Budget	Total Budget	Activity	Activity	Encumbrances	Remaining	Remaining
<u>010-426-42669</u>	PARK SECURITY SERVICES	0.00	0.00	0.00	0.00	0.00	0.00	0.00 %
<u>010-426-42673</u>	LEASE EQUIPMENT	0.00	0.00	0.00	0.00	0.00	0.00	0.00 %
<u>010-426-42906</u>	BONDS & LAW ENF. LIABILITY	0.00	0.00	0.00	0.00	0.00	0.00	0.00 %
<b>Expense Total:</b>		<b>1,334,600.00</b>	<b>1,357,965.00</b>	<b>101,473.46</b>	<b>721,475.36</b>	<b>0.00</b>	<b>636,489.64</b>	<b>46.87 %</b>

**Department 426 Total: 1,334,600.00 1,357,965.00 101,473.46 721,475.36 0.00 636,489.64 46.87 %**

**Department: 427 - SHERIFF - JAIL**

**Expense**

<u>010-427-40000</u>	SALARIES	247,465.00	247,465.00	22,622.04	151,840.48	0.00	95,624.52	38.64 %
<u>010-427-40010</u>	OVERTIME	0.00	0.00	0.00	0.00	0.00	0.00	0.00 %
<u>010-427-40100</u>	SOCIAL SECURITY	18,740.00	18,740.00	1,730.62	8,423.64	0.00	10,316.36	55.05 %
<u>010-427-40110</u>	RETIREMENT	2,440.00	2,440.00	2,122.81	9,051.67	0.00	-6,611.67	-270.97 %
<u>010-427-40151</u>	VACATION & SICK PAY RELIEF	5,000.00	5,000.00	0.00	0.00	0.00	5,000.00	100.00 %
<u>010-427-42108</u>	JAIL SUPPLIES	25,000.00	25,000.00	0.00	5,805.84	0.00	19,194.16	76.78 %
<u>010-427-42150</u>	UNIFORMS	1,500.00	1,500.00	0.00	638.00	0.00	862.00	57.47 %
<u>010-427-42157</u>	PRISONER MEALS	50,000.00	50,000.00	0.00	19,656.85	0.00	30,343.15	60.69 %
<u>010-427-42346</u>	PRISONER MEDICAL	0.00	0.00	0.00	-70.00	0.00	70.00	0.00 %
<u>010-427-42640</u>	EMPLOYEE PHYSICALS	0.00	0.00	0.00	0.00	0.00	0.00	0.00 %
<u>010-427-42653</u>	CAMERA & FILM	500.00	500.00	0.00	0.00	0.00	500.00	100.00 %
<u>010-427-42659</u>	TRAVEL & EDUCATION	3,000.00	3,000.00	0.00	0.00	0.00	3,000.00	100.00 %
<u>010-427-42900</u>	BONDS	500.00	500.00	0.00	71.00	0.00	429.00	85.80 %
<b>Expense Total:</b>		<b>354,145.00</b>	<b>354,145.00</b>	<b>26,475.47</b>	<b>195,417.48</b>	<b>0.00</b>	<b>158,727.52</b>	<b>44.82 %</b>

**Department 427 Total: 354,145.00 354,145.00 26,475.47 195,417.48 0.00 158,727.52 44.82 %**

**Department: 428 - CONSTABLE, PCT. III**

**Expense**

<u>010-428-40000</u>	SALARIES	28,860.00	28,860.00	2,415.00	16,974.22	0.00	11,885.78	41.18 %
<u>010-428-40100</u>	SOCIAL SECURITY	2,208.00	2,208.00	195.16	945.38	0.00	1,262.62	57.18 %
<u>010-428-40110</u>	RETIREMENT	2,702.00	2,702.00	257.07	1,136.31	0.00	1,565.69	57.95 %
<u>010-428-42150</u>	UNIFORMS	250.00	250.00	0.00	0.00	0.00	250.00	100.00 %
<u>010-428-42661</u>	TRAINING & EDUCATION	300.00	2,138.37	0.00	100.00	0.00	2,038.37	95.32 %
<u>010-428-42900</u>	BONDS	178.00	178.00	0.00	0.00	0.00	178.00	100.00 %
<u>010-428-43220</u>	EMERGENCY EQUIPMENT	400.00	400.00	0.00	280.00	0.00	120.00	30.00 %
<u>010-428-43232</u>	RADIO & EQUIPMENT	250.00	250.00	0.00	0.00	0.00	250.00	100.00 %
<b>Expense Total:</b>		<b>35,148.00</b>	<b>36,986.37</b>	<b>2,867.23</b>	<b>19,435.91</b>	<b>0.00</b>	<b>17,550.46</b>	<b>47.45 %</b>

**Department 428 Total: 35,148.00 36,986.37 2,867.23 19,435.91 0.00 17,550.46 47.45 %**

**Department: 429 - CONSTABLE, PCT. IV**

**Expense**

<u>010-429-40000</u>	SALARIES	27,900.00	27,900.00	2,335.00	16,953.78	0.00	10,946.22	39.23 %
<u>010-429-40100</u>	SOCIAL SECURITY	2,135.00	2,135.00	207.32	963.15	0.00	1,171.85	54.89 %
<u>010-429-40110</u>	RETIREMENT	2,779.00	2,779.00	269.91	1,151.10	0.00	1,627.90	58.58 %
<u>010-429-42150</u>	UNIFORMS	250.00	578.00	0.00	635.73	0.00	-57.73	-9.99 %
<u>010-429-42500</u>	TELEPHONE	150.00	150.00	0.00	0.00	0.00	150.00	100.00 %

Budget Report

For Fiscal: 2012 Period Ending: 06/30/2012

		Original	Current	Period	Fiscal		Budget	Percent
		Total Budget	Total Budget	Activity	Activity	Encumbrances	Remaining	Remaining
<u>010-429-42661</u>	TRAINING & EDUCATION	300.00	462.67	0.00	0.00	0.00	462.67	100.00 %
<u>010-429-42900</u>	BONDS	178.00	0.00	0.00	0.00	0.00	0.00	0.00 %
<u>010-429-43220</u>	EMERGENCY EQUIPMENT	250.00	250.00	0.00	0.00	0.00	250.00	100.00 %
<u>010-429-43232</u>	RADIO & EQUIPMENT	600.00	578.00	0.00	35.00	0.00	543.00	93.94 %
<b>Expense Total:</b>		<b>34,542.00</b>	<b>34,832.67</b>	<b>2,812.23</b>	<b>19,738.76</b>	<b>0.00</b>	<b>15,093.91</b>	<b>43.33 %</b>
<b>Department 429 Total:</b>		<b>34,542.00</b>	<b>34,832.67</b>	<b>2,812.23</b>	<b>19,738.76</b>	<b>0.00</b>	<b>15,093.91</b>	<b>43.33 %</b>

Department: 430 - D.P.S.

Expense

<u>010-430-40000</u>	SALARIES	25,308.00	25,308.00	2,044.00	14,542.33	0.00	10,765.67	42.54 %
<u>010-430-40100</u>	SOCIAL SECURITY	1,937.00	1,937.00	156.36	805.41	0.00	1,131.59	58.42 %
<u>010-430-40110</u>	RETIREMENT	2,369.00	2,369.00	203.58	916.11	0.00	1,452.89	61.33 %
<u>010-430-42100</u>	OFFICE SUPPLIES	1,000.00	1,000.00	0.00	155.91	0.00	844.09	84.41 %
<u>010-430-42500</u>	TELEPHONE	2,500.00	2,500.00	8.22	548.06	0.00	1,951.94	78.08 %
<u>010-430-42502</u>	TELEPHONE - PARKS & WILDLIFE	500.00	500.00	0.63	130.00	0.00	370.00	74.00 %
<u>010-430-42503</u>	TELEPHONE - DRIVERS LICENSE	500.00	500.00	1.39	248.04	0.00	251.96	50.39 %
<b>Expense Total:</b>		<b>34,114.00</b>	<b>34,114.00</b>	<b>2,414.18</b>	<b>17,345.86</b>	<b>0.00</b>	<b>16,768.14</b>	<b>49.15 %</b>
<b>Department 430 Total:</b>		<b>34,114.00</b>	<b>34,114.00</b>	<b>2,414.18</b>	<b>17,345.86</b>	<b>0.00</b>	<b>16,768.14</b>	<b>49.15 %</b>

Department: 435 - FOSTER CHILD CARE

Expense

<u>010-435-42138</u>	MEDICAL EXPENSE	150.00	150.00	0.00	0.00	0.00	150.00	100.00 %
<u>010-435-42151</u>	CLOTHING	2,000.00	2,000.00	0.00	0.00	0.00	2,000.00	100.00 %
<u>010-435-42193</u>	MISCELLANEOUS	2,000.00	2,000.00	0.00	0.00	0.00	2,000.00	100.00 %
<u>010-435-42201</u>	ROOM & BOARD	350.00	350.00	0.00	100.00	0.00	250.00	71.43 %
<u>010-435-42540</u>	COURT EXPENSE	500.00	500.00	0.00	0.00	0.00	500.00	100.00 %
<b>Expense Total:</b>		<b>5,000.00</b>	<b>5,000.00</b>	<b>0.00</b>	<b>100.00</b>	<b>0.00</b>	<b>4,900.00</b>	<b>98.00 %</b>
<b>Department 435 Total:</b>		<b>5,000.00</b>	<b>5,000.00</b>	<b>0.00</b>	<b>100.00</b>	<b>0.00</b>	<b>4,900.00</b>	<b>98.00 %</b>

Department: 436 - HEALTH OFFICER INSURANCE

Expense

<u>010-436-42617</u>	AID TO INDIGENTS	10,000.00	10,000.00	0.00	10,000.00	0.00	0.00	0.00 %
<u>010-436-42632</u>	COUNTY HEALTH INSPECTOR	0.00	0.00	0.00	0.00	0.00	0.00	0.00 %
<u>010-436-42633</u>	COUNTY HEALTH OFFICER	6,000.00	6,000.00	300.00	2,100.00	0.00	3,900.00	65.00 %
<u>010-436-42693</u>	HEALTH OFFICER INSURANCE	0.00	0.00	0.00	0.00	0.00	0.00	0.00 %
<b>Expense Total:</b>		<b>16,000.00</b>	<b>16,000.00</b>	<b>300.00</b>	<b>12,100.00</b>	<b>0.00</b>	<b>3,900.00</b>	<b>24.38 %</b>
<b>Department 436 Total:</b>		<b>16,000.00</b>	<b>16,000.00</b>	<b>300.00</b>	<b>12,100.00</b>	<b>0.00</b>	<b>3,900.00</b>	<b>24.38 %</b>

Department: 438 - GRANT M

Expense

<u>010-438-40000</u>	SALARIES	0.00	0.00	0.00	0.00	0.00	0.00	0.00 %
<u>010-438-40100</u>	SOCIAL SECURITY	0.00	0.00	0.00	0.00	0.00	0.00	0.00 %
<u>010-438-40110</u>	RETIREMENT	0.00	0.00	0.00	0.00	0.00	0.00	0.00 %
<u>010-438-40120</u>	HOSPITALIZATION	0.00	0.00	0.00	0.00	0.00	0.00	0.00 %

## Budget Report

For Fiscal: 2012 Period Ending: 06/30/2012

		Original Total Budget	Current Total Budget	Period Activity	Fiscal Activity	Encumbrances	Budget Remaining	Percent Remaining
010-438-40130	WORKERS' COMPENSATION	0.00	0.00	0.00	0.00	0.00	0.00	0.00 %
010-438-40140	UNEMPLOYMENT INSURANCE	0.00	0.00	0.00	0.00	0.00	0.00	0.00 %
<b>Expense Total:</b>		<b>0.00</b>	<b>0.00</b>	<b>0.00</b>	<b>0.00</b>	<b>0.00</b>	<b>0.00</b>	<b>0.00 %</b>
<b>Department 438 Total:</b>		<b>0.00</b>	<b>0.00</b>	<b>0.00</b>	<b>0.00</b>	<b>0.00</b>	<b>0.00</b>	<b>0.00 %</b>
<b>Department: 439 - EXTENSION OFFICE</b>								
<b>Expense</b>								
010-439-40000	SALARIES	55,176.00	31,008.00	1,188.00	7,646.67	0.00	23,361.33	75.34 %
010-439-40100	SOCIAL SECURITY	4,221.00	2,371.00	90.88	416.61	0.00	1,954.39	82.43 %
010-439-40110	RETIREMENT	5,165.00	2,755.00	118.32	305.76	0.00	2,449.24	88.90 %
010-439-42100	OFFICE SUPPLIES	800.00	800.00	0.00	442.34	0.00	357.66	44.71 %
010-439-42181	DEMONSTRATION SUPPLIES	210.00	210.00	0.00	135.79	0.00	74.21	35.34 %
010-439-42224	OUT-OF-COUNTY TRAVEL, FARM	5,600.00	5,600.00	0.00	0.00	0.00	5,600.00	100.00 %
010-439-42225	OUT-OF-COUNTY TRAVEL, HOME	2,500.00	2,500.00	0.00	0.00	0.00	2,500.00	100.00 %
010-439-42500	TELEPHONE	1,800.00	1,800.00	4.61	326.42	0.00	1,473.58	81.87 %
<b>Expense Total:</b>		<b>75,472.00</b>	<b>47,044.00</b>	<b>1,401.81</b>	<b>9,273.59</b>	<b>0.00</b>	<b>37,770.41</b>	<b>80.29 %</b>
<b>Department 439 Total:</b>		<b>75,472.00</b>	<b>47,044.00</b>	<b>1,401.81</b>	<b>9,273.59</b>	<b>0.00</b>	<b>37,770.41</b>	<b>80.29 %</b>
<b>Department: 440 - UNDEFINED</b>								
<b>Expense</b>								
010-440-42101	SUPPLIES	45,000.00	45,000.00	765.64	18,702.57	0.00	26,297.43	58.44 %
010-440-42350	SERVICE CONTRACTS	25,000.00	25,000.00	1.68	15,950.33	0.00	9,049.67	36.20 %
010-440-42353	SUPPORT SERVICES	105,000.00	105,000.00	1,640.00	11,516.85	0.00	93,483.15	89.03 %
010-440-42423	EQUIPMENT REPAIRS	10,000.00	10,000.00	770.00	2,801.80	0.00	7,198.20	71.98 %
010-440-42600	PROFESSIONAL SERVICES	15,000.00	15,000.00	0.00	1,062.22	0.00	13,937.78	92.92 %
010-440-42677	EQUIPMENT LEASE	10,000.00	10,000.00	957.00	11,801.60	0.00	-1,801.60	-18.02 %
<b>Expense Total:</b>		<b>210,000.00</b>	<b>210,000.00</b>	<b>4,134.32</b>	<b>61,835.37</b>	<b>0.00</b>	<b>148,164.63</b>	<b>70.55 %</b>
<b>Department 440 Total:</b>		<b>210,000.00</b>	<b>210,000.00</b>	<b>4,134.32</b>	<b>61,835.37</b>	<b>0.00</b>	<b>148,164.63</b>	<b>70.55 %</b>
<b>Department: 442 - BUIDLING MAINTENANCE</b>								
<b>Expense</b>								
010-442-40000	SALARIES	127,150.00	127,150.00	8,267.66	59,914.67	0.00	67,235.33	52.88 %
010-442-40100	SOCIAL SECURITY	9,229.00	9,229.00	632.50	3,164.39	0.00	6,064.61	65.71 %
010-442-40110	RETIREMENT	9,788.00	9,788.00	756.52	2,926.21	0.00	6,861.79	70.10 %
010-442-42106	JANITORS SUPPLIES	10,000.00	10,000.00	838.13	5,708.23	0.00	4,291.77	42.92 %
010-442-42150	UNIFORMS	3,500.00	3,500.00	0.00	1,212.99	0.00	2,287.01	65.34 %
010-442-42220	WHEAT BUILDING LEASE/TAXES	8,000.00	8,000.00	0.00	5,036.94	0.00	2,963.06	37.04 %
010-442-42394	BUILDING INSURANCE	40,000.00	40,000.00	0.00	1,931.00	0.00	38,069.00	95.17 %
010-442-42411	REPAIRS AT JUSTICE CENTER	25,000.00	25,000.00	0.00	4,022.49	0.00	20,977.51	83.91 %
010-442-42412	REPAIRS TO COURTHOUSE	60,000.00	60,000.00	2,084.79	39,523.37	0.00	20,476.63	34.13 %
010-442-42422	ELEVATOR REPAIRS	3,000.00	3,000.00	0.00	970.18	0.00	2,029.82	67.66 %
010-442-42511	UTILITIES-JUSTICE CENTER	55,000.00	55,000.00	0.00	19,601.61	0.00	35,398.39	64.36 %
010-442-42512	UTILITIES-WHEAT BUILDING	4,500.00	4,500.00	0.00	1,267.44	0.00	3,232.56	71.83 %
010-442-42515	UTILITIES-COURTHOUSE	30,000.00	30,000.00	9.20	9,077.87	0.00	20,922.13	69.74 %



Budget Report

For Fiscal: 2012 Period Ending: 06/30/2012

		Original Total Budget	Current Total Budget	Period Activity	Fiscal Activity	Encumbrances	Budget Remaining	Percent Remaining
010-442-42516	UTILITIES-BEST BUILDING	13,200.00	13,200.00	24.07	3,512.37	0.00	9,687.63	73.39 %
010-442-42517	UTILITIES-TAX OFFICE	10,500.00	10,500.00	0.00	3,451.89	0.00	7,048.11	67.12 %
<b>Expense Total:</b>		<b>408,867.00</b>	<b>408,867.00</b>	<b>12,612.87</b>	<b>161,321.65</b>	<b>0.00</b>	<b>247,545.35</b>	<b>60.54 %</b>
<b>Department 442 Total:</b>		<b>408,867.00</b>	<b>408,867.00</b>	<b>12,612.87</b>	<b>161,321.65</b>	<b>0.00</b>	<b>247,545.35</b>	<b>60.54 %</b>
<b>Department: 453 - PROG SA</b>								
<b>Expense</b>								
010-453-43122	COURTHOUSE RESTORATION	0.00	0.00	0.00	0.00	0.00	0.00	0.00 %
010-453-43150	BEST BUILDING RENOVATIONS	0.00	0.00	0.00	0.00	0.00	0.00	0.00 %
010-453-43210	OFFICE EQUIPMENT	50,000.00	50,000.00	35,399.95	66,767.59	0.00	-16,767.59	-33.54 %
010-453-43401	HEATING & COOLING EQUIPMENT	6,500.00	6,500.00	0.00	1,369.90	0.00	5,130.10	78.92 %
010-453-43600	SHERIFF'S CARS	112,500.00	112,500.00	0.00	109,730.31	0.00	2,769.69	2.46 %
<b>Expense Total:</b>		<b>169,000.00</b>	<b>169,000.00</b>	<b>35,399.95</b>	<b>177,867.80</b>	<b>0.00</b>	<b>-8,867.80</b>	<b>-5.25 %</b>
<b>Department 453 Total:</b>		<b>169,000.00</b>	<b>169,000.00</b>	<b>35,399.95</b>	<b>177,867.80</b>	<b>0.00</b>	<b>-8,867.80</b>	<b>-5.25 %</b>
<b>Department: 496 - DEBT SERVICE</b>								
<b>Expense</b>								
010-496-49029	TRANSFER TO BENEVOLENCE	0.00	0.00	0.00	84.71	0.00	-84.71	0.00 %
010-496-49042	TRANSFER TO HAVA	0.00	0.00	0.00	9,571.78	0.00	-9,571.78	0.00 %
010-496-49056	TRANSFER TO JUDICIAL EDUCATION	0.00	0.00	0.00	9.12	0.00	-9.12	0.00 %
010-496-49101	TRANSFER - CH RESTORATION	100,000.00	200,000.00	0.00	200,000.00	0.00	0.00	0.00 %
010-496-49102	TRANSFER TO LEGISLATIVE SERVICE	2,000.00	2,000.00	0.00	0.00	0.00	2,000.00	100.00 %
010-496-49103	Transfer to TC Chapter 19	0.00	0.00	0.00	3,751.75	0.00	-3,751.75	0.00 %
010-496-49104	Transfer to TC Collection Special	0.00	0.00	0.00	2,701.61	0.00	-2,701.61	0.00 %
010-496-49109	TRANSFER TO DETCOG COMMUNICATION	0.00	0.00	0.00	90,930.91	0.00	-90,930.91	0.00 %
010-496-49113	TRANSFERS TO R & B, PCT. 1	50,000.00	50,000.00	0.00	50,000.00	0.00	0.00	0.00 %
010-496-49114	TRANSFERS TO R & B, PCT. 2	50,000.00	50,000.00	0.00	50,000.00	0.00	0.00	0.00 %
010-496-49115	TRANSFERS TO R & B, PCT. 3	50,000.00	50,000.00	0.00	50,000.00	0.00	0.00	0.00 %
010-496-49116	TRANSFERS TO R & B, PCT. 4	50,000.00	50,000.00	0.00	50,000.00	0.00	0.00	0.00 %
010-496-49117	TRANS. TO JUV. PROB. (MATCH)	91,163.00	91,163.00	0.00	91,163.00	0.00	0.00	0.00 %
010-496-49118	TRANSFER TO COLLECTION CENTER	150,000.00	150,000.00	0.00	150,000.00	0.00	0.00	0.00 %
010-496-49119	TRANSFER TO EMERGENCY DISASTER	0.00	0.00	0.00	0.00	0.00	0.00	0.00 %
010-496-49120	TRANSFER TO JAIL I & S	0.00	0.00	0.00	0.00	0.00	0.00	0.00 %
010-496-49121	TRANSFERS TO AIRPORT	6,500.00	6,500.00	0.00	6,500.00	0.00	0.00	0.00 %
010-496-49122	TRANSFERS TO COUNTY R.O.W.	0.00	0.00	0.00	0.00	0.00	0.00	0.00 %
010-496-49123	TRANSFERS TO ECONOMIC DEVELOPM	10,500.00	10,500.00	0.00	10,500.00	0.00	0.00	0.00 %
010-496-49124	TRANSFERS TO EMERGENCY OPERATI	118,794.00	118,794.00	0.00	118,794.00	0.00	0.00	0.00 %
010-496-49125	TRANSFERS TO NUTRITION CENTER	58,500.00	58,500.00	0.00	58,500.00	0.00	0.00	0.00 %
010-496-49130	TRANSFERS TO RODEO ARENA	20,200.00	20,200.00	0.00	20,200.00	0.00	0.00	0.00 %
<b>Expense Total:</b>		<b>757,657.00</b>	<b>857,657.00</b>	<b>0.00</b>	<b>962,706.88</b>	<b>0.00</b>	<b>-105,049.88</b>	<b>-12.25 %</b>
<b>Department 496 Total:</b>		<b>757,657.00</b>	<b>857,657.00</b>	<b>0.00</b>	<b>962,706.88</b>	<b>0.00</b>	<b>-105,049.88</b>	<b>-12.25 %</b>
<b>Fund 010 Total:</b>		<b>-9,081.00</b>	<b>-5,311.09</b>	<b>93,361.26</b>	<b>-2,353,280.50</b>	<b>0.00</b>	<b>2,347,969.41</b>	<b>14,208.80 %</b>

Budget Report

For Fiscal: 2012 Period Ending: 06/30/2012

		Original Total Budget	Current Total Budget	Period Activity	Fiscal Activity	Encumbrances	Budget Remaining	Percent Remaining
<b>Fund: 011 - ADVALOREM TAXES CLEARING</b>								
<b>Revenue</b>								
<u>011-31002</u>	ADVALOREM TAXES - COUNTY	0.00	0.00	0.00	0.00	0.00	0.00	0.00 %
<u>011-31003</u>	ADVALOREM TAXES-COUNTY SPECIAL	0.00	0.00	0.00	0.00	0.00	0.00	0.00 %
<u>011-35100</u>	INTEREST ON INVESTMENTS	0.00	0.00	0.00	0.00	0.00	0.00	0.00 %
<u>011-39999</u>	ACTUAL REVENUES	0.00	0.00	0.00	0.00	0.00	0.00	0.00 %
	<b>Revenue Total:</b>	<b>0.00</b>	<b>0.00</b>	<b>0.00</b>	<b>0.00</b>	<b>0.00</b>	<b>0.00</b>	<b>0.00 %</b>
<b>Department: 000 - BASIC OPERATIONS</b>								
<b>Expense</b>								
<u>011-000-49110</u>	TRANSFER TO GENERAL FUND	0.00	0.00	0.00	0.00	0.00	0.00	0.00 %
<u>011-000-49111</u>	TRANSFER TO GENERAL R & B	0.00	0.00	0.00	0.00	0.00	0.00	0.00 %
	<b>Expense Total:</b>	<b>0.00</b>	<b>0.00</b>	<b>0.00</b>	<b>0.00</b>	<b>0.00</b>	<b>0.00</b>	<b>0.00 %</b>
	<b>Department 000 Total:</b>	<b>0.00</b>	<b>0.00</b>	<b>0.00</b>	<b>0.00</b>	<b>0.00</b>	<b>0.00</b>	<b>0.00 %</b>
	<b>Fund 011 Total:</b>	<b>0.00</b>	<b>0.00</b>	<b>0.00</b>	<b>0.00</b>	<b>0.00</b>	<b>0.00</b>	<b>0.00 %</b>
<b>Fund: 012 - TC CHAPTER 19</b>								
<b>Revenue</b>								
<u>012-38111</u>	Misc Revenue	0.00	3,000.00	0.00	0.00	0.00	3,000.00	100.00 %
<u>012-39000</u>	Transfer from General Fund	0.00	0.00	0.00	3,751.75	0.00	-3,751.75	0.00 %
	<b>Revenue Total:</b>	<b>0.00</b>	<b>3,000.00</b>	<b>0.00</b>	<b>3,751.75</b>	<b>0.00</b>	<b>-751.75</b>	<b>-25.06 %</b>
<b>Department: 000 - BASIC OPERATIONS</b>								
<b>Expense</b>								
<u>012-000-48000</u>	Misc. Expense	0.00	3,000.00	0.00	0.00	0.00	3,000.00	100.00 %
	<b>Expense Total:</b>	<b>0.00</b>	<b>3,000.00</b>	<b>0.00</b>	<b>0.00</b>	<b>0.00</b>	<b>3,000.00</b>	<b>100.00 %</b>
	<b>Department 000 Total:</b>	<b>0.00</b>	<b>3,000.00</b>	<b>0.00</b>	<b>0.00</b>	<b>0.00</b>	<b>3,000.00</b>	<b>100.00 %</b>
	<b>Fund 012 Total:</b>	<b>0.00</b>	<b>0.00</b>	<b>0.00</b>	<b>-3,751.75</b>	<b>0.00</b>	<b>3,751.75</b>	<b>0.00 %</b>
<b>Fund: 015 - U. S. MARSHALL PRISONER REFUND</b>								
<b>Revenue</b>								
<u>015-30000</u>	BEGINNING BALANCE	0.00	0.00	0.00	0.00	0.00	0.00	0.00 %
<u>015-31156</u>	U. S. MARSHALL FEES	0.00	0.00	0.00	0.00	0.00	0.00	0.00 %
<u>015-35100</u>	INTEREST ON INVESTMENTS	0.00	0.00	0.00	0.00	0.00	0.00	0.00 %
<u>015-39000</u>	TRANSFERS FROM GENERAL FUND	0.00	0.00	0.00	0.00	0.00	0.00	0.00 %
<u>015-39999</u>	ACTUAL REVENUES	0.00	0.00	0.00	0.00	0.00	0.00	0.00 %
	<b>Revenue Total:</b>	<b>0.00</b>	<b>0.00</b>	<b>0.00</b>	<b>0.00</b>	<b>0.00</b>	<b>0.00</b>	<b>0.00 %</b>
<b>Department: 000 - BASIC OPERATIONS</b>								
<b>Expense</b>								
<u>015-000-42183</u>	JAIL EXPENSE	0.00	0.00	0.00	0.00	0.00	0.00	0.00 %

Budget Report

For Fiscal: 2012 Period Ending: 06/30/2012

		Original Total Budget	Current Total Budget	Period Activity	Fiscal Activity	Encumbrances	Budget Remaining	Percent Remaining
<u>015-000-43600</u>	SHERIFF'S CARS	0.00	0.00	0.00	0.00	0.00	0.00	0.00 %
<b>Expense Total:</b>		<b>0.00</b>	<b>0.00</b>	<b>0.00</b>	<b>0.00</b>	<b>0.00</b>	<b>0.00</b>	<b>0.00 %</b>
<b>Department 000 Total:</b>		<b>0.00</b>	<b>0.00</b>	<b>0.00</b>	<b>0.00</b>	<b>0.00</b>	<b>0.00</b>	<b>0.00 %</b>
<b>Fund 015 Total:</b>		<b>0.00</b>	<b>0.00</b>	<b>0.00</b>	<b>0.00</b>	<b>0.00</b>	<b>0.00</b>	<b>0.00 %</b>

Fund: 016 - TC COLLECTION SP

Revenue								
<u>016-35100</u>	Interest on Investments	0.00	0.00	0.44	1.81	0.00	-1.81	0.00 %
<u>016-38111</u>	Misc Revenue	0.00	0.00	0.00	0.43	0.00	-0.43	0.00 %
<u>016-39000</u>	Transfer from General Fund	0.00	0.00	0.00	2,701.61	0.00	-2,701.61	0.00 %
<b>Revenue Total:</b>		<b>0.00</b>	<b>0.00</b>	<b>0.44</b>	<b>2,703.85</b>	<b>0.00</b>	<b>-2,703.85</b>	<b>0.00 %</b>
<b>Fund 016 Total:</b>		<b>0.00</b>	<b>0.00</b>	<b>0.44</b>	<b>2,703.85</b>	<b>0.00</b>	<b>-2,703.85</b>	<b>0.00 %</b>

Fund: 020 - GENERAL ROAD & BRIDGE

Revenue								
<u>020-31000</u>	AD VAL-1668 RATE	1,948,450.00	1,948,450.00	45,455.42	1,626,903.80	0.00	321,546.20	16.50 %
<u>020-31009</u>	PAYMENT IN LIEU OF TAXES	750.00	750.00	0.00	813.96	0.00	-63.96	-8.53 %
<u>020-31020</u>	DELINQUENT AD VALOREM	35,000.00	35,000.00	0.00	6,181.40	0.00	28,818.60	82.34 %
<u>020-32222</u>	MOTOR VEHICLE REGISTRATION	375,000.00	375,000.00	0.00	46,637.59	0.00	328,362.41	87.56 %
<u>020-32517</u>	COUNTY CLERK FINES	20,000.00	20,000.00	616.00	7,903.20	0.00	12,096.80	60.48 %
<u>020-32522</u>	DISTRICT CLERK FINES	25,000.00	25,000.00	1,550.80	14,157.01	0.00	10,842.99	43.37 %
<u>020-38150</u>	DEPARTMENT OF TRANSPORATION	20,000.00	20,000.00	0.00	0.00	0.00	20,000.00	100.00 %
<u>020-39002</u>	TRANSFER FROM AD VALOREM CLRNG	0.00	0.00	0.00	0.00	0.00	0.00	0.00 %
<u>020-39009</u>	SPECIAL AUTO TAX	150,000.00	150,000.00	23,389.92	397,579.35	0.00	-247,579.35	-165.05 %
<u>020-39999</u>	ACTUAL REVENUES	0.00	0.00	0.00	0.00	0.00	0.00	0.00 %
<u>020-43160</u>	LATERAL ROAD	13,875.00	13,875.00	0.00	0.00	0.00	13,875.00	100.00 %
<b>Revenue Total:</b>		<b>2,588,075.00</b>	<b>2,588,075.00</b>	<b>71,012.14</b>	<b>2,100,176.31</b>	<b>0.00</b>	<b>487,898.69</b>	<b>18.85 %</b>

Department: 000 - BASIC OPERATIONS

Expense								
<u>020-000-49126</u>	TRANS/R&B I===.222129	0.00	0.00	15,773.86	466,510.09	0.00	-466,510.09	0.00 %
<u>020-000-49127</u>	TRANS/R&B II===.204447	0.00	0.00	14,518.22	429,374.76	0.00	-429,374.76	0.00 %
<u>020-000-49128</u>	TRANS/R&B III=-.298384	0.00	0.00	21,188.88	626,658.97	0.00	-626,658.97	0.00 %
<u>020-000-49129</u>	TRANS/R&B IV===.275040	0.00	0.00	19,531.18	577,632.49	0.00	-577,632.49	0.00 %
<b>Expense Total:</b>		<b>0.00</b>	<b>0.00</b>	<b>71,012.14</b>	<b>2,100,176.31</b>	<b>0.00</b>	<b>-2,100,176.31</b>	<b>0.00 %</b>
<b>Department 000 Total:</b>		<b>0.00</b>	<b>0.00</b>	<b>71,012.14</b>	<b>2,100,176.31</b>	<b>0.00</b>	<b>-2,100,176.31</b>	<b>0.00 %</b>
<b>Fund 020 Total:</b>		<b>-2,588,075.00</b>	<b>-2,588,075.00</b>	<b>0.00</b>	<b>0.00</b>	<b>0.00</b>	<b>-2,588,075.00</b>	<b>100.00 %</b>

Fund: 021 - ROAD & BRIDGE I

Revenue								
<u>021-30000</u>	BEGINNING BALANCE	0.00	0.00	0.00	0.00	0.00	0.00	0.00 %
<u>021-32100</u>	ADMINISTRATIVE FEES	0.00	0.00	0.00	0.00	0.00	0.00	0.00 %
<u>021-35100</u>	INTEREST ON INVESTMENTS	850.00	850.00	518.32	580.30	0.00	269.70	31.73 %
<u>021-37000</u>	REFUNDS	0.00	0.00	0.00	14.15	0.00	-14.15	0.00 %

Budget Report

For Fiscal: 2012 Period Ending: 06/30/2012

		Original Total Budget	Current Total Budget	Period Activity	Fiscal Activity	Encumbrances	Budget Remaining	Percent Remaining
021-39000	TRANSFERS FROM GENERAL FUND	50,000.00	50,000.00	0.00	50,000.00	0.00	0.00	0.00 %
021-39003	TRANSFERS FROM GEN R&B	574,886.52	574,886.52	15,773.86	466,510.09	0.00	108,376.43	18.85 %
021-39004	TRANSFER FROM R&B, PCT 2	17,424.00	17,424.00	1,452.00	7,260.00	0.00	10,164.00	58.33 %
021-39200	SALE OF EQUIPMENT	0.00	0.00	0.00	0.00	0.00	0.00	0.00 %
021-39999	ACTUAL REVENUES	0.00	0.00	0.00	0.00	0.00	0.00	0.00 %
<b>Revenue Total:</b>		<b>643,160.52</b>	<b>643,160.52</b>	<b>17,744.18</b>	<b>524,364.54</b>	<b>0.00</b>	<b>118,795.98</b>	<b>18.47 %</b>

Department: 000 - BASIC OPERATIONS

Expense

021-000-40000	SALARIES	234,120.00	234,120.00	23,875.35	153,278.50	0.00	80,841.50	34.53 %
021-000-40100	SOCIAL SECURITY	17,911.00	17,911.00	1,821.57	7,585.89	0.00	10,325.11	57.65 %
021-000-40110	RETIREMENT	23,319.00	23,319.00	2,188.74	10,473.25	0.00	12,845.75	55.09 %
021-000-40120	HOSPITALIZATION	56,100.00	56,100.00	4,221.63	24,254.27	0.00	31,845.73	56.77 %
021-000-40130	WORKERS' COMPENSATION	12,275.00	12,275.00	0.00	0.00	0.00	12,275.00	100.00 %
021-000-40140	UNEMPLOYMENT INSURANCE	586.00	586.00	0.00	124.54	0.00	461.46	78.75 %
021-000-42000	SALARIES	0.00	0.00	0.00	0.00	0.00	0.00	0.00 %
021-000-42002	SOCIAL SECURITY	0.00	0.00	0.00	0.00	0.00	0.00	0.00 %
021-000-42150	UNIFORMS	1,750.00	1,750.00	0.00	80.00	0.00	1,670.00	95.43 %
021-000-42160	ROAD MATERIAL	60,000.00	60,000.00	12,013.20	55,771.88	0.00	4,228.12	7.05 %
021-000-42161	CULVERTS	10,000.00	10,000.00	0.00	2,219.10	0.00	7,780.90	77.81 %
021-000-42391	LIABILITY INS. ON VEHICLES	4,500.00	4,500.00	0.00	1,991.37	0.00	2,508.63	55.75 %
021-000-42400	GAS, OIL, GREASE	60,000.00	60,000.00	0.00	30,759.37	0.00	29,240.63	48.73 %
021-000-42401	TIRES, TUBES	20,000.00	20,000.00	0.00	10,059.52	0.00	9,940.48	49.70 %
021-000-42420	BRIDGE REPAIR	2,500.00	2,500.00	0.00	0.00	0.00	2,500.00	100.00 %
021-000-42425	MACHINERY MAINTENANCE	50,000.00	50,000.00	299.12	48,064.28	0.00	1,935.72	3.87 %
021-000-42500	TELEPHONE	5,000.00	5,000.00	3.32	656.85	0.00	4,343.15	86.86 %
021-000-42510	UTILITIES	5,000.00	5,000.00	25.00	2,607.23	0.00	2,392.77	47.86 %
021-000-42646	CONTRACT LABOR	1,000.00	1,000.00	0.00	0.00	0.00	1,000.00	100.00 %
021-000-42650	ASSOCIATION DUES	200.00	200.00	0.00	0.00	0.00	200.00	100.00 %
021-000-42659	TRAVEL & EDUCATION	7,000.00	7,000.00	1,207.32	3,968.45	0.00	3,031.55	43.31 %
021-000-42900	BONDS	240.00	240.00	0.00	0.00	0.00	240.00	100.00 %
021-000-42998	MISCELLANEOUS SUPPLIES	3,000.00	3,000.00	13.95	1,318.18	0.00	1,681.82	56.06 %
021-000-43200	PURCHASE OF EQUIPMENT	0.00	0.00	0.00	5,375.00	0.00	-5,375.00	0.00 %
021-000-44100	PRINCIPLE ON WARRANTS	19,652.00	19,652.00	0.00	20,309.19	0.00	-657.19	-3.34 %
021-000-44200	INTEREST ON WARRANTS	932.00	932.00	0.00	281.93	0.00	650.07	69.75 %
<b>Expense Total:</b>		<b>595,085.00</b>	<b>595,085.00</b>	<b>45,669.20</b>	<b>379,178.80</b>	<b>0.00</b>	<b>215,906.20</b>	<b>36.28 %</b>
<b>Department 000 Total:</b>		<b>595,085.00</b>	<b>595,085.00</b>	<b>45,669.20</b>	<b>379,178.80</b>	<b>0.00</b>	<b>215,906.20</b>	<b>36.28 %</b>
<b>Fund 021 Total:</b>		<b>-48,075.52</b>	<b>-48,075.52</b>	<b>27,925.02</b>	<b>-145,185.74</b>	<b>0.00</b>	<b>97,110.22</b>	<b>-202.00 %</b>

Fund: 022 - ROAD & BRIDGE II

Revenue

022-30000	BEGINNING BALANCE	0.00	0.00	0.00	0.00	0.00	0.00	0.00 %
022-30400	ESTIMATED CASH CARRYOVER	90,000.00	90,000.00	0.00	0.00	0.00	90,000.00	100.00 %
022-32100	ADMINISTRATIVE FEES	0.00	0.00	0.00	0.00	0.00	0.00	0.00 %

Budget Report

For Fiscal: 2012 Period Ending: 06/30/2012

	Original Total Budget	Current Total Budget	Period Activity	Fiscal Activity	Encumbrances	Budget Remaining	Percent Remaining
022-35100 INTEREST ON INVESTMENTS	600.00	600.00	46.77	100.17	0.00	499.83	83.31 %
022-37000 REFUNDS	0.00	0.00	0.00	1,000.00	0.00	-1,000.00	0.00 %
022-39000 TRANSFERS FROM GENERAL FUND	50,000.00	50,000.00	0.00	50,000.00	0.00	0.00	0.00 %
022-39003 TRANSFERS FROM GEN R&B	529,124.17	529,124.17	14,518.22	429,374.76	0.00	99,749.41	18.85 %
022-39200 SALE OF EQUIPMENT	0.00	0.00	0.00	0.00	0.00	0.00	0.00 %
022-39999 ACTUAL REVENUES	0.00	0.00	0.00	0.00	0.00	0.00	0.00 %
<b>Revenue Total:</b>	<b>669,724.17</b>	<b>669,724.17</b>	<b>14,564.99</b>	<b>480,474.93</b>	<b>0.00</b>	<b>189,249.24</b>	<b>28.26 %</b>

Department: 000 - BASIC OPERATIONS

Expense

022-000-40000 SALARIES	233,760.00	233,760.00	16,432.22	115,469.64	0.00	118,290.36	50.60 %
022-000-40100 SOCIAL SECURITY	17,883.00	17,883.00	1,254.32	5,544.82	0.00	12,338.18	68.99 %
022-000-40110 RETIREMENT	23,283.00	23,283.00	1,636.01	7,945.03	0.00	15,337.97	65.88 %
022-000-40120 HOSPITALIZATION	47,940.00	47,940.00	4,367.91	22,679.69	0.00	25,260.31	52.69 %
022-000-40130 WORKERS' COMPENSATION	12,098.00	12,098.00	0.00	0.00	0.00	12,098.00	100.00 %
022-000-40140 UNEMPLOYMENT INSURANCE	261.00	261.00	0.00	89.44	0.00	171.56	65.73 %
022-000-42000 SALARIES	0.00	0.00	0.00	0.00	0.00	0.00	0.00 %
022-000-42002 SOCIAL SECURITY	0.00	0.00	0.00	0.00	0.00	0.00	0.00 %
022-000-42150 UNIFORMS	3,100.00	3,100.00	0.00	117.80	0.00	2,982.20	96.20 %
022-000-42160 ROAD MATERIAL	31,523.00	31,523.00	6,006.60	31,547.48	0.00	-24.48	-0.08 %
022-000-42161 CULVERTS	11,529.00	11,529.00	0.00	3,662.76	0.00	7,866.24	68.23 %
022-000-42392 LIABILITY INSURANCE	6,000.00	6,000.00	196.00	3,873.37	0.00	2,126.63	35.44 %
022-000-42400 GAS, OIL, GREASE	70,000.00	70,000.00	0.00	34,195.59	0.00	35,804.41	51.15 %
022-000-42401 TIRES, TUBES	12,000.00	12,000.00	0.00	5,875.42	0.00	6,124.58	51.04 %
022-000-42420 BRIDGE REPAIR	10,000.00	10,000.00	0.00	0.00	0.00	10,000.00	100.00 %
022-000-42425 MACHINERY MAINTENANCE	58,270.00	58,270.00	275.00	42,738.91	0.00	15,531.09	26.65 %
022-000-42500 TELEPHONE	5,000.00	5,000.00	42.89	715.86	0.00	4,284.14	85.68 %
022-000-42510 UTILITIES	2,500.00	2,500.00	0.00	1,954.97	0.00	545.03	21.80 %
022-000-42659 TRAVEL & EDUCATION	2,000.00	2,000.00	789.12	1,687.48	0.00	312.52	15.63 %
022-000-42900 BONDS	0.00	0.00	0.00	0.00	0.00	0.00	0.00 %
022-000-42998 MISCELLANEOUS SUPPLIES	4,460.00	4,460.00	76.52	728.77	0.00	3,731.23	83.66 %
022-000-43200 PURCHASE OF EQUIPMENT	71,302.00	71,302.00	3,099.00	65,418.77	0.00	5,883.23	8.25 %
022-000-44100 PRINCIPLE ON WARRANTS	26,188.00	29,352.21	0.00	29,352.21	0.00	0.00	0.00 %
022-000-44200 INTEREST ON WARRANTS	3,203.00	38.79	0.00	38.59	0.00	0.20	0.52 %
022-000-49113 TRANSFERS TO R & B, PCT. 1	17,424.00	17,424.00	1,452.00	7,260.00	0.00	10,164.00	58.33 %
<b>Expense Total:</b>	<b>669,724.00</b>	<b>669,724.00</b>	<b>35,627.59</b>	<b>380,896.60</b>	<b>0.00</b>	<b>288,827.40</b>	<b>43.13 %</b>
<b>Department 000 Total:</b>	<b>669,724.00</b>	<b>669,724.00</b>	<b>35,627.59</b>	<b>380,896.60</b>	<b>0.00</b>	<b>288,827.40</b>	<b>43.13 %</b>
<b>Fund 022 Total:</b>	<b>-0.17</b>	<b>-0.17</b>	<b>21,062.60</b>	<b>-99,578.33</b>	<b>0.00</b>	<b>99,578.16</b>	<b>5,388.24 %</b>

Fund: 023 - ROAD & BRIDGE III

Revenue

023-30000 BEGINNING BALANCE	0.00	0.00	0.00	0.00	0.00	0.00	0.00 %
023-32100 ADMINISTRATIVE FEES	0.00	0.00	0.00	0.00	0.00	0.00	0.00 %
023-35100 INTEREST ON INVESTMENTS	1,800.00	1,800.00	154.26	311.33	0.00	1,488.67	82.70 %

Budget Report

For Fiscal: 2012 Period Ending: 06/30/2012

		Original Total Budget	Current Total Budget	Period Activity	Fiscal Activity	Encumbrances	Budget Remaining	Percent Remaining
<u>023-37000</u>	REFUNDS	0.00	0.00	0.00	0.00	0.00	0.00	0.00 %
<u>023-39000</u>	TRANSFERS FROM GENERAL FUND	50,000.00	50,000.00	0.00	50,000.00	0.00	0.00	0.00 %
<u>023-39003</u>	TRANSFERS FROM GEN R&B	772,240.16	772,240.16	21,188.88	626,658.97	0.00	145,581.19	18.85 %
<u>023-39005</u>	TRANSFER FROM R&B, PCT 4	17,679.00	17,679.00	1,473.25	7,366.25	0.00	10,312.75	58.33 %
<u>023-39200</u>	SALE OF EQUIPMENT	0.00	0.00	0.00	0.00	0.00	0.00	0.00 %
<u>023-39999</u>	ACTUAL REVENUES	0.00	0.00	0.00	0.00	0.00	0.00	0.00 %
<b>Revenue Total:</b>		<b>841,719.16</b>	<b>841,719.16</b>	<b>22,816.39</b>	<b>684,336.55</b>	<b>0.00</b>	<b>157,382.61</b>	<b>18.70 %</b>

Department: 000 - BASIC OPERATIONS

Expense

<u>023-000-40000</u>	SALARIES	264,552.00	264,552.00	24,376.31	161,982.13	0.00	102,569.87	38.77 %
<u>023-000-40100</u>	SOCIAL SECURITY	20,239.00	20,239.00	1,857.03	8,290.97	0.00	11,948.03	59.03 %
<u>023-000-40110</u>	RETIREMENT	26,350.00	26,350.00	2,278.20	11,210.14	0.00	15,139.86	57.46 %
<u>023-000-40120</u>	HOSPITALIZATION	64,513.00	64,513.00	5,717.61	32,544.98	0.00	31,968.02	49.55 %
<u>023-000-40130</u>	WORKERS' COMPENSATION	447.00	447.00	0.00	0.00	0.00	447.00	100.00 %
<u>023-000-40140</u>	UNEMPLOYMENT INSURANCE	570.00	570.00	0.00	150.94	0.00	419.06	73.52 %
<u>023-000-42000</u>	SALARIES	0.00	0.00	0.00	0.00	0.00	0.00	0.00 %
<u>023-000-42002</u>	SOCIAL SECURITY	0.00	0.00	0.00	0.00	0.00	0.00	0.00 %
<u>023-000-42150</u>	UNIFORMS	3,000.00	3,000.00	0.00	1,397.00	0.00	1,603.00	53.43 %
<u>023-000-42160</u>	ROAD MATERIAL	150,000.00	150,000.00	17,780.68	46,128.02	0.00	103,871.98	69.25 %
<u>023-000-42161</u>	CULVERTS	9,500.00	9,500.00	0.00	12,664.85	0.00	-3,164.85	-33.31 %
<u>023-000-42392</u>	LIABILITY INSURANCE	6,000.00	6,000.00	0.00	2,532.37	0.00	3,467.63	57.79 %
<u>023-000-42400</u>	GAS, OIL, GREASE	80,000.00	80,000.00	0.00	30,601.35	0.00	49,398.65	61.75 %
<u>023-000-42401</u>	TIRES, TUBES	15,000.00	15,000.00	0.00	8,925.77	0.00	6,074.23	40.49 %
<u>023-000-42420</u>	BRIDGE REPAIR	30,000.00	30,000.00	0.00	0.00	0.00	30,000.00	100.00 %
<u>023-000-42425</u>	MACHINERY MAINTENANCE	40,000.00	40,000.00	147.30	17,076.78	0.00	22,923.22	57.31 %
<u>023-000-42500</u>	TELEPHONE	5,000.00	5,000.00	3.32	1,145.66	0.00	3,854.34	77.09 %
<u>023-000-42510</u>	UTILITIES	3,000.00	3,000.00	0.00	2,859.86	0.00	140.14	4.67 %
<u>023-000-42659</u>	TRAVEL & EDUCATION	2,000.00	2,000.00	787.44	787.44	0.00	1,212.56	60.63 %
<u>023-000-42900</u>	BONDS	200.00	200.00	0.00	0.00	0.00	200.00	100.00 %
<u>023-000-42998</u>	MISCELLANEOUS SUPPLIES	4,500.00	4,500.00	41.54	1,772.55	0.00	2,727.45	60.61 %
<u>023-000-43200</u>	PURCHASE OF EQUIPMENT	88,279.00	88,279.00	0.00	52,250.00	0.00	36,029.00	40.81 %
<u>023-000-44100</u>	PRINCIPLE ON WARRANTS	0.00	0.00	0.00	0.00	0.00	0.00	0.00 %
<u>023-000-44200</u>	INTEREST ON WARRANTS	0.00	0.00	0.00	0.00	0.00	0.00	0.00 %
<b>Expense Total:</b>		<b>813,150.00</b>	<b>813,150.00</b>	<b>52,989.43</b>	<b>392,320.81</b>	<b>0.00</b>	<b>420,829.19</b>	<b>51.75 %</b>
<b>Department 000 Total:</b>		<b>813,150.00</b>	<b>813,150.00</b>	<b>52,989.43</b>	<b>392,320.81</b>	<b>0.00</b>	<b>420,829.19</b>	<b>51.75 %</b>
<b>Fund 023 Total:</b>		<b>-28,569.16</b>	<b>-28,569.16</b>	<b>30,173.04</b>	<b>-292,015.74</b>	<b>0.00</b>	<b>263,446.58</b>	<b>-922.14 %</b>

Fund: 024 - ROAD & BRIDGE IV

Revenue

<u>024-30000</u>	BEGINNING BALANCE	0.00	-50,000.00	0.00	0.00	0.00	-50,000.00	100.00 %
<u>024-32100</u>	ADMINISTRATIVE FEES	0.00	0.00	0.00	0.00	0.00	0.00	0.00 %
<u>024-35100</u>	INTEREST ON INVESTMENTS	1,500.00	1,500.00	136.72	282.65	0.00	1,217.35	81.16 %
<u>024-37000</u>	REFUNDS	0.00	0.00	0.00	500.00	0.00	-500.00	0.00 %

Budget Report

For Fiscal: 2012 Period Ending: 06/30/2012

		Original	Current	Period	Fiscal		Budget	Percent
		Total Budget	Total Budget	Activity	Activity	Encumbrances	Remaining	Remaining
024-39000	TRANSFERS FROM GENERAL FUND	50,000.00	50,000.00	0.00	50,000.00	0.00	0.00	0.00 %
024-39003	TRANSFERS FROM GEN R&B	711,824.15	711,824.15	19,531.18	577,632.49	0.00	134,191.66	18.85 %
024-39200	SALE OF EQUIPMENT	0.00	0.00	0.00	0.00	0.00	0.00	0.00 %
024-39999	ACTUAL REVENUES	0.00	0.00	0.00	0.00	0.00	0.00	0.00 %
<b>Revenue Total:</b>		<b>763,324.15</b>	<b>713,324.15</b>	<b>19,667.90</b>	<b>628,415.14</b>	<b>0.00</b>	<b>84,909.01</b>	<b>11.90 %</b>

Department: 000 - BASIC OPERATIONS

Expense

024-000-40021	SALARIES & PART-TIME HELP	271,154.00	271,154.00	20,512.00	143,881.20	0.00	127,272.80	46.94 %
024-000-40100	SOCIAL SECURITY	20,744.00	20,744.00	1,569.22	7,182.42	0.00	13,561.58	65.38 %
024-000-40110	RETIREMENT	27,007.00	27,007.00	2,018.08	10,230.61	0.00	16,776.39	62.12 %
024-000-40120	HOSPITALIZATION	48,471.00	48,471.00	4,523.77	27,122.47	0.00	21,348.53	44.04 %
024-000-40130	WORKERS' COMPENSATION	14,135.00	14,135.00	0.00	0.00	0.00	14,135.00	100.00 %
024-000-40140	UNEMPLOYMENT INSURANCE	593.00	593.00	0.00	128.65	0.00	464.35	78.31 %
024-000-42000	SALARIES	0.00	0.00	0.00	0.00	0.00	0.00	0.00 %
024-000-42002	SOCIAL SECURITY	0.00	0.00	0.00	0.00	0.00	0.00	0.00 %
024-000-42150	UNIFORMS	3,000.00	3,000.00	0.00	710.80	0.00	2,289.20	76.31 %
024-000-42160	ROAD MATERIAL	100,000.00	100,000.00	10,113.90	42,303.17	0.00	57,696.83	57.70 %
024-000-42161	CULVERTS	12,000.00	12,000.00	0.00	4,895.26	0.00	7,104.74	59.21 %
024-000-42392	LIABILITY INSURANCE	7,500.00	7,500.00	0.00	3,793.37	0.00	3,706.63	49.42 %
024-000-42400	GAS, OIL, GREASE	75,000.00	75,000.00	0.00	33,310.83	0.00	41,689.17	55.59 %
024-000-42401	TIRES, TUBES	10,000.00	10,000.00	0.00	247.50	0.00	9,752.50	97.53 %
024-000-42420	BRIDGE REPAIR	25,000.00	75,000.00	0.00	15,000.00	0.00	60,000.00	80.00 %
024-000-42425	MACHINERY MAINTENANCE	50,000.00	50,000.00	0.00	52,061.12	0.00	-2,061.12	-4.12 %
024-000-42500	TELEPHONE	5,000.00	5,000.00	162.87	489.85	0.00	4,510.15	90.20 %
024-000-42510	UTILITIES	7,000.00	7,000.00	0.00	1,822.20	0.00	5,177.80	73.97 %
024-000-42659	TRAVEL & EDUCATION	5,000.00	5,000.00	1,492.20	2,032.59	0.00	2,967.41	59.35 %
024-000-42900	BONDS	200.00	200.00	0.00	0.00	0.00	200.00	100.00 %
024-000-42998	MISCELLANEOUS SUPPLIES	5,000.00	5,000.00	62.81	984.33	0.00	4,015.67	80.31 %
024-000-43200	PURCHASE OF EQUIPMENT	63,841.00	63,841.00	40,000.00	40,000.00	0.00	23,841.00	37.34 %
024-000-44100	PRINCIPLE ON WARRANTS	0.00	0.00	0.00	0.00	0.00	0.00	0.00 %
024-000-44200	INTEREST ON WARRANTS	0.00	0.00	0.00	0.00	0.00	0.00	0.00 %
024-000-49115	TRANSFERS TO R & B, PCT. 3	17,679.00	17,679.00	1,473.25	7,366.25	0.00	10,312.75	58.33 %
<b>Expense Total:</b>		<b>768,324.00</b>	<b>818,324.00</b>	<b>81,928.10</b>	<b>393,562.62</b>	<b>0.00</b>	<b>424,761.38</b>	<b>51.91 %</b>
<b>Department 000 Total:</b>		<b>768,324.00</b>	<b>818,324.00</b>	<b>81,928.10</b>	<b>393,562.62</b>	<b>0.00</b>	<b>424,761.38</b>	<b>51.91 %</b>
<b>Fund 024 Total:</b>		<b>4,999.85</b>	<b>104,999.85</b>	<b>62,260.20</b>	<b>-234,852.52</b>	<b>0.00</b>	<b>339,852.37</b>	<b>323.67 %</b>

Fund: 025 - TYLER CO AIRPORT

Revenue

025-30000	BEGINNING BALANCE	0.00	0.00	0.00	0.00	0.00	0.00	0.00 %
025-30401	PARTIAL CASH CARRY OVER	25,270.00	25,270.00	0.00	0.00	0.00	25,270.00	100.00 %
025-32101	AIRPORT FEES/RENTAL	0.00	0.00	0.00	1,875.00	0.00	-1,875.00	0.00 %
025-35100	INTEREST ON INVESTMENTS	30.00	30.00	3.08	11.10	0.00	18.90	63.00 %
025-37000	REFUNDS	0.00	0.00	0.00	0.00	0.00	0.00	0.00 %

Budget Report

For Fiscal: 2012 Period Ending: 06/30/2012

		Original Total Budget	Current Total Budget	Period Activity	Fiscal Activity	Encumbrances	Budget Remaining	Percent Remaining
025-39000	TRANSFERS FROM GENERAL FUND	6,500.00	6,500.00	0.00	6,500.00	0.00	0.00	0.00 %
	<b>Revenue Total:</b>	<b>31,800.00</b>	<b>31,800.00</b>	<b>3.08</b>	<b>8,386.10</b>	<b>0.00</b>	<b>23,413.90</b>	<b>73.63 %</b>
<b>Department: 000 - BASIC OPERATIONS</b>								
<b>Expense</b>								
025-000-42390	INSURANCE	3,200.00	3,200.00	0.00	2,100.00	0.00	1,100.00	34.38 %
025-000-42410	REPAIRS & MAINTENANCE	19,100.00	19,100.00	0.00	3,284.74	0.00	15,815.26	82.80 %
025-000-42510	UTILITIES	3,500.00	3,500.00	0.00	1,372.00	0.00	2,128.00	60.80 %
025-000-43200	PURCHASE OF EQUIPMENT	6,000.00	6,000.00	0.00	0.00	0.00	6,000.00	100.00 %
025-000-43202	Buildings & Property	0.00	0.00	0.00	25,270.63	0.00	-25,270.63	0.00 %
	<b>Expense Total:</b>	<b>31,800.00</b>	<b>31,800.00</b>	<b>0.00</b>	<b>32,027.37</b>	<b>0.00</b>	<b>-227.37</b>	<b>-0.72 %</b>
	<b>Department 000 Total:</b>	<b>31,800.00</b>	<b>31,800.00</b>	<b>0.00</b>	<b>32,027.37</b>	<b>0.00</b>	<b>-227.37</b>	<b>-0.72 %</b>
	<b>Fund 025 Total:</b>	<b>0.00</b>	<b>0.00</b>	<b>-3.08</b>	<b>23,641.27</b>	<b>0.00</b>	<b>-23,641.27</b>	<b>0.00 %</b>
<b>Fund: 026 - TYLER CO. RODEO ARENA/FAIRGRND</b>								
<b>Revenue</b>								
026-30000	BEGINNING BALANCE	0.00	0.00	0.00	0.00	0.00	0.00	0.00 %
026-31145	RODEO ARENA FEES	1,500.00	1,500.00	0.00	200.00	0.00	1,300.00	86.67 %
026-35100	INTEREST ON INVESTMENTS	30.00	30.00	5.77	10.47	0.00	19.53	65.10 %
026-37101	REFUNDS/FEMA REIMBURSEMENTS	0.00	0.00	0.00	0.00	0.00	0.00	0.00 %
026-39000	TRANSFERS FROM GENERAL FUND	21,000.00	21,000.00	0.00	20,200.00	0.00	800.00	3.81 %
026-39999	ACTUAL REVENUES	0.00	0.00	0.00	0.00	0.00	0.00	0.00 %
	<b>Revenue Total:</b>	<b>22,530.00</b>	<b>22,530.00</b>	<b>5.77</b>	<b>20,410.47</b>	<b>0.00</b>	<b>2,119.53</b>	<b>9.41 %</b>
<b>Department: 000 - BASIC OPERATIONS</b>								
<b>Expense</b>								
026-000-42410	REPAIRS & MAINTENANCE	15,000.00	15,000.00	0.00	4,165.98	0.00	10,834.02	72.23 %
026-000-42510	UTILITIES	5,200.00	5,200.00	0.00	1,427.65	0.00	3,772.35	72.55 %
	<b>Expense Total:</b>	<b>20,200.00</b>	<b>20,200.00</b>	<b>0.00</b>	<b>5,593.63</b>	<b>0.00</b>	<b>14,606.37</b>	<b>72.31 %</b>
	<b>Department 000 Total:</b>	<b>20,200.00</b>	<b>20,200.00</b>	<b>0.00</b>	<b>5,593.63</b>	<b>0.00</b>	<b>14,606.37</b>	<b>72.31 %</b>
	<b>Fund 026 Total:</b>	<b>-2,330.00</b>	<b>-2,330.00</b>	<b>-5.77</b>	<b>-14,816.84</b>	<b>0.00</b>	<b>12,486.84</b>	<b>-535.92 %</b>
<b>Fund: 027 - TDHCA OWNER OCCUPIED HOME GRAN</b>								
<b>Revenue</b>								
027-31100	FEDERAL AID	0.00	0.00	0.00	0.00	0.00	0.00	0.00 %
027-31102	FEDERAL AID - #1000760	0.00	0.00	0.00	0.00	0.00	0.00	0.00 %
027-35100	INTEREST ON INVESTMENTS	0.00	0.00	0.00	0.00	0.00	0.00	0.00 %
	<b>Revenue Total:</b>	<b>0.00</b>	<b>0.00</b>	<b>0.00</b>	<b>0.00</b>	<b>0.00</b>	<b>0.00</b>	<b>0.00 %</b>
<b>Department: 000 - BASIC OPERATIONS</b>								
<b>Expense</b>								
027-000-40070	SALARIES & FRINGE BENEFITS	0.00	0.00	0.00	0.00	0.00	0.00	0.00 %
027-000-42611	ADMIN - #1000760	0.00	0.00	0.00	0.00	0.00	0.00	0.00 %
027-000-42612	ADMIN - #1000599	0.00	0.00	0.00	0.00	0.00	0.00	0.00 %
027-000-42691	GRANT EXP - #1000760	0.00	0.00	0.00	0.00	0.00	0.00	0.00 %



Budget Report

For Fiscal: 2012 Period Ending: 06/30/2012

		Original Total Budget	Current Total Budget	Period Activity	Fiscal Activity	Encumbrances	Budget Remaining	Percent Remaining
<u>027-000-42692</u>	GRANT EXP - #1000599	0.00	0.00	0.00	0.00	0.00	0.00	0.00 %
	<b>Expense Total:</b>	<b>0.00</b>	<b>0.00</b>	<b>0.00</b>	<b>0.00</b>	<b>0.00</b>	<b>0.00</b>	<b>0.00 %</b>
	<b>Department 000 Total:</b>	<b>0.00</b>	<b>0.00</b>	<b>0.00</b>	<b>0.00</b>	<b>0.00</b>	<b>0.00</b>	<b>0.00 %</b>
	<b>Fund 027 Total:</b>	<b>0.00</b>	<b>0.00</b>	<b>0.00</b>	<b>0.00</b>	<b>0.00</b>	<b>0.00</b>	<b>0.00 %</b>

Fund: 028 - ECONOMIC DEVELOPMENT

Revenue

<u>028-30000</u>	BEGINNING BALANCE	0.00	0.00	0.00	0.00	0.00	0.00	0.00 %
<u>028-31005</u>	UNCLAIMED PROPERTY	1,000.00	1,000.00	0.00	0.00	0.00	1,000.00	100.00 %
<u>028-35100</u>	INTEREST ON INVESTMENTS	100.00	100.00	4.42	9.05	0.00	90.95	90.95 %
<u>028-38111</u>	MISCELLANEOUS REFUNDS	0.00	0.00	0.00	0.00	0.00	0.00	0.00 %
<u>028-39000</u>	TRANSFERS FROM GENERAL FUND	10,500.00	10,500.00	0.00	10,500.00	0.00	0.00	0.00 %
<u>028-39999</u>	ACTUAL REVENUES	0.00	0.00	0.00	0.00	0.00	0.00	0.00 %
	<b>Revenue Total:</b>	<b>11,600.00</b>	<b>11,600.00</b>	<b>4.42</b>	<b>10,509.05</b>	<b>0.00</b>	<b>1,090.95</b>	<b>9.40 %</b>

Department: 000 - BASIC OPERATIONS

Expense

<u>028-000-42176</u>	CHAMBER OF COMMERCE	5,000.00	5,000.00	5,000.00	5,000.00	0.00	0.00	0.00 %
<u>028-000-42188</u>	ECONOMIC DEVELOPMENT PROJECTS	0.00	0.00	0.00	0.00	0.00	0.00	0.00 %
<u>028-000-42214</u>	TEXAS FOREST PARTNERSHIP	1,500.00	1,500.00	0.00	0.00	0.00	1,500.00	100.00 %
<u>028-000-42499</u>	MISCELLANEOUS EXPENSE	5,100.00	5,100.00	0.00	0.00	0.00	5,100.00	100.00 %
	<b>Expense Total:</b>	<b>11,600.00</b>	<b>11,600.00</b>	<b>5,000.00</b>	<b>5,000.00</b>	<b>0.00</b>	<b>6,600.00</b>	<b>56.90 %</b>
	<b>Department 000 Total:</b>	<b>11,600.00</b>	<b>11,600.00</b>	<b>5,000.00</b>	<b>5,000.00</b>	<b>0.00</b>	<b>6,600.00</b>	<b>56.90 %</b>
	<b>Fund 028 Total:</b>	<b>0.00</b>	<b>0.00</b>	<b>4,995.58</b>	<b>-5,509.05</b>	<b>0.00</b>	<b>5,509.05</b>	<b>0.00 %</b>

Fund: 029 - BENEVOLENCE FUND

Revenue

<u>029-32110</u>	CONCESSION COMMISSIONS	0.00	0.00	0.00	0.00	0.00	0.00	0.00 %
<u>029-32122</u>	DONATIONS	50.00	50.00	0.00	0.00	0.00	50.00	100.00 %
<u>029-35100</u>	INTEREST ON INVESTMENTS	5.00	5.00	0.00	0.00	0.00	5.00	100.00 %
<u>029-39000</u>	TRANSFERS FROM GENERAL	0.00	0.00	0.00	84.71	0.00	-84.71	0.00 %
<u>029-39999</u>	ACTUAL REVENUES	0.00	0.00	0.00	0.00	0.00	0.00	0.00 %
	<b>Revenue Total:</b>	<b>55.00</b>	<b>55.00</b>	<b>0.00</b>	<b>84.71</b>	<b>0.00</b>	<b>-29.71</b>	<b>-54.02 %</b>

Department: 000 - BASIC OPERATIONS

Expense

<u>029-000-42499</u>	MISCELLANEOUS EXPENSE	55.00	55.00	0.00	0.00	0.00	55.00	100.00 %
<u>029-000-42684</u>	FLORALS	0.00	0.00	0.00	0.00	0.00	0.00	0.00 %
	<b>Expense Total:</b>	<b>55.00</b>	<b>55.00</b>	<b>0.00</b>	<b>0.00</b>	<b>0.00</b>	<b>55.00</b>	<b>100.00 %</b>
	<b>Department 000 Total:</b>	<b>55.00</b>	<b>55.00</b>	<b>0.00</b>	<b>0.00</b>	<b>0.00</b>	<b>55.00</b>	<b>100.00 %</b>
	<b>Fund 029 Total:</b>	<b>0.00</b>	<b>0.00</b>	<b>0.00</b>	<b>-84.71</b>	<b>0.00</b>	<b>84.71</b>	<b>0.00 %</b>

Budget Report

For Fiscal: 2012 Period Ending: 06/30/2012

	Original Total Budget	Current Total Budget	Period Activity	Fiscal Activity	Encumbrances	Budget Remaining	Percent Remaining
<b>Fund: 030 - DIST CL'K STATE APPROP</b>							
<b>Revenue</b>							
030-30000	BEGINNING BALANCE	46,700.00	46,700.00	0.00	0.00	0.00	100.00 %
030-31202	STATE APPROPRIATION (ST. AID)	-0.00	-0.00	0.00	0.00	-0.00	-0.00 %
030-35100	INTEREST ON INVESTMENTS	100.00	100.00	6.66	15.03	0.00	84.97 %
<b>Revenue Total:</b>		<b>46,800.00</b>	<b>46,800.00</b>	<b>6.66</b>	<b>15.03</b>	<b>0.00</b>	<b>46,784.97 99.97 %</b>

<b>Department: 000 - BASIC OPERATIONS</b>							
<b>Expense</b>							
030-000-43200	PURCHASE OF EQUIPMENT	800.00	800.00	0.00	0.00	0.00	100.00 %
030-000-48000	MISCELLANEOUS EXPENSE	46,000.00	46,000.00	0.00	0.00	0.00	100.00 %
<b>Expense Total:</b>		<b>46,800.00</b>	<b>46,800.00</b>	<b>0.00</b>	<b>0.00</b>	<b>0.00</b>	<b>46,800.00 100.00 %</b>
<b>Department 000 Total:</b>		<b>46,800.00</b>	<b>46,800.00</b>	<b>0.00</b>	<b>0.00</b>	<b>0.00</b>	<b>46,800.00 100.00 %</b>
<b>Fund 030 Total:</b>		<b>0.00</b>	<b>0.00</b>	<b>-6.66</b>	<b>-15.03</b>	<b>0.00</b>	<b>15.03 0.00 %</b>

<b>Fund: 031 - COUNTY CLERK RMP</b>							
<b>Revenue</b>							
031-30000	BEGINNING BALANCE	0.00	0.00	0.00	0.00	0.00	0.00 %
031-30001	BEGINNING BAL-ARCHIVE	150,000.00	150,000.00	0.00	0.00	0.00	100.00 %
031-31143	RECORD ARCHIVE FEES	28,000.00	28,000.00	2,351.00	14,185.00	0.00	49.34 %
031-32524	COUNTY CLERK FEES (RPM)	28,000.00	28,000.00	2,245.00	13,730.00	0.00	50.96 %
031-35100	INTEREST ON INVESTMENTS	1,651.00	1,651.00	32.85	71.96	0.00	95.64 %
031-39999	ACTUAL REVENUES	0.00	0.00	0.00	0.00	0.00	0.00 %
<b>Revenue Total:</b>		<b>207,651.00</b>	<b>207,651.00</b>	<b>4,628.85</b>	<b>27,986.96</b>	<b>0.00</b>	<b>179,664.04 86.52 %</b>

<b>Department: 000 - BASIC OPERATIONS</b>							
<b>Expense</b>							
031-000-40000	SALARIES	22,142.55	22,142.55	1,522.08	8,327.53	0.00	62.39 %
031-000-40030	SALARIES-ARCHIVE	7,000.00	7,000.00	0.00	2,310.00	0.00	67.00 %
031-000-40100	SOCIAL SECURITY	2,209.00	2,209.00	116.13	594.95	0.00	73.07 %
031-000-40110	RETIREMENT	657.00	657.00	95.43	542.72	0.00	17.39 %
031-000-40120	HOSPITALIZATION	6,820.00	6,820.00	0.00	697.56	0.00	89.77 %
031-000-40130	WORKERS' COMPENSATION	106.00	106.00	0.00	0.00	0.00	100.00 %
031-000-40140	UNEMPLOYMENT INSURANCE	74.00	74.00	0.00	6.94	0.00	90.62 %
031-000-42191	MISC. EXPENSE-RMP	5,000.00	5,000.00	0.00	0.00	0.00	100.00 %
031-000-42694	PRESERVATION-ARCHIVE	50,000.00	50,000.00	0.00	0.00	0.00	100.00 %
031-000-42695	PRESERVATION-RMP	56,437.00	56,437.00	225.00	1,350.00	0.00	97.61 %
031-000-42903	MISC. EXPENSE-ARCHIVE	5,000.00	5,000.00	0.00	0.00	0.00	100.00 %
031-000-43200	PURCHASE OF EQUIPMENT	50,000.00	50,000.00	0.00	0.00	0.00	100.00 %
031-000-44100	PRINCIPLE ON WARRANTS	0.00	0.00	0.00	0.00	0.00	0.00 %
031-000-44200	INTEREST ON WARRANTS	0.00	0.00	0.00	0.00	0.00	0.00 %
<b>Expense Total:</b>		<b>205,445.55</b>	<b>205,445.55</b>	<b>1,958.64</b>	<b>13,829.70</b>	<b>0.00</b>	<b>191,615.85 93.27 %</b>
<b>Department 000 Total:</b>		<b>205,445.55</b>	<b>205,445.55</b>	<b>1,958.64</b>	<b>13,829.70</b>	<b>0.00</b>	<b>191,615.85 93.27 %</b>

Budget Report

For Fiscal: 2012 Period Ending: 06/30/2012

		Original Total Budget	Current Total Budget	Period Activity	Fiscal Activity	Encumbrances	Budget Remaining	Percent Remaining
<b>Department: 448 - COUNTY PAID</b>								
<b>Expense</b>								
<u>031-448-40110</u>	RETIREMENT	2,205.40	2,205.40	0.00	0.00	0.00	2,205.40	100.00 %
<b>Expense Total:</b>		<b>2,205.40</b>	<b>2,205.40</b>	<b>0.00</b>	<b>0.00</b>	<b>0.00</b>	<b>2,205.40</b>	<b>100.00 %</b>
<b>Department 448 Total:</b>		<b>2,205.40</b>	<b>2,205.40</b>	<b>0.00</b>	<b>0.00</b>	<b>0.00</b>	<b>2,205.40</b>	<b>100.00 %</b>
<b>Fund 031 Total:</b>		<b>-0.05</b>	<b>-0.05</b>	<b>-2,670.21</b>	<b>-14,157.26</b>	<b>0.00</b>	<b>14,157.21</b>	<b>4,420.00 %</b>
<b>Fund: 032 - C D A FORFEITURE</b>								
<b>Revenue</b>								
<u>032-30000</u>	BEGINNING BALANCE	0.00	0.00	0.00	0.00	0.00	0.00	0.00 %
<u>032-32529</u>	DIST. ATTY FORFEITURES AWARDED	0.00	0.00	0.00	0.00	0.00	0.00	0.00 %
<u>032-35100</u>	INTEREST ON INVESTMENTS	0.00	0.00	2.17	5.00	0.00	-5.00	0.00 %
<u>032-39999</u>	ACTUAL REVENUES	0.00	0.00	0.00	0.00	0.00	0.00	0.00 %
<b>Revenue Total:</b>		<b>0.00</b>	<b>0.00</b>	<b>2.17</b>	<b>5.00</b>	<b>0.00</b>	<b>-5.00</b>	<b>0.00 %</b>
<b>Department: 000 - BASIC OPERATIONS</b>								
<b>Expense</b>								
<u>032-000-42101</u>	SUPPLIES	0.00	1,000.00	0.00	0.00	0.00	1,000.00	100.00 %
<u>032-000-42661</u>	TRAINING & EDUCATION	0.00	5,000.00	0.00	0.00	0.00	5,000.00	100.00 %
<u>032-000-42679</u>	FACILITY COSTS	0.00	1,000.00	0.00	0.00	0.00	1,000.00	100.00 %
<u>032-000-48000</u>	MISCELLANEOUS EXPENSE	0.00	8,000.00	0.00	650.00	0.00	7,350.00	91.88 %
<u>032-000-48006</u>	EQUIPMENT	0.00	1,000.00	0.00	0.00	0.00	1,000.00	100.00 %
<b>Expense Total:</b>		<b>0.00</b>	<b>16,000.00</b>	<b>0.00</b>	<b>650.00</b>	<b>0.00</b>	<b>15,350.00</b>	<b>95.94 %</b>
<b>Department 000 Total:</b>		<b>0.00</b>	<b>16,000.00</b>	<b>0.00</b>	<b>650.00</b>	<b>0.00</b>	<b>15,350.00</b>	<b>95.94 %</b>
<b>Fund 032 Total:</b>		<b>0.00</b>	<b>16,000.00</b>	<b>-2.17</b>	<b>645.00</b>	<b>0.00</b>	<b>15,355.00</b>	<b>95.97 %</b>
<b>Fund: 033 - SHERIFF FORFEITURE</b>								
<b>Revenue</b>								
<u>033-30000</u>	BEGINNING BALANCE	0.00	0.00	0.00	0.00	0.00	0.00	0.00 %
<u>033-31151</u>	SHERIFF FORFEITURES AWARDED	0.00	0.00	0.00	0.00	0.00	0.00	0.00 %
<u>033-35100</u>	INTEREST ON INVESTMENTS	0.00	0.00	2.65	6.28	0.00	-6.28	0.00 %
<u>033-39999</u>	ACTUAL REVENUES	0.00	0.00	0.00	0.00	0.00	0.00	0.00 %
<b>Revenue Total:</b>		<b>0.00</b>	<b>0.00</b>	<b>2.65</b>	<b>6.28</b>	<b>0.00</b>	<b>-6.28</b>	<b>0.00 %</b>
<b>Department: 000 - BASIC OPERATIONS</b>								
<b>Expense</b>								
<u>033-000-48000</u>	MISCELLANEOUS EXPENSE	0.00	8,000.00	0.00	0.00	0.00	8,000.00	100.00 %
<u>033-000-48002</u>	DEPUTY OVERTIME	0.00	0.00	0.00	0.00	0.00	0.00	0.00 %
<u>033-000-48003</u>	BUY MONEY	0.00	4,000.00	0.00	0.00	0.00	4,000.00	100.00 %
<u>033-000-48004</u>	CONFIDENTIAL DRUG INFORMANT	0.00	4,000.00	0.00	0.00	0.00	4,000.00	100.00 %
<u>033-000-48005</u>	DRUG ADVERTISING	0.00	4,000.00	0.00	1,730.90	0.00	2,269.10	56.73 %

Budget Report

For Fiscal: 2012 Period Ending: 06/30/2012

		Original Total Budget	Current Total Budget	Period Activity	Fiscal Activity	Encumbrances	Budget Remaining	Percent Remaining
033-000-48006	EQUIPMENT	0.00	0.00	0.00	0.00	0.00	0.00	0.00 %
	<b>Expense Total:</b>	<b>0.00</b>	<b>20,000.00</b>	<b>0.00</b>	<b>1,730.90</b>	<b>0.00</b>	<b>18,269.10</b>	<b>91.35 %</b>
	<b>Department 000 Total:</b>	<b>0.00</b>	<b>20,000.00</b>	<b>0.00</b>	<b>1,730.90</b>	<b>0.00</b>	<b>18,269.10</b>	<b>91.35 %</b>
	<b>Fund 033 Total:</b>	<b>0.00</b>	<b>20,000.00</b>	<b>-2.65</b>	<b>1,724.62</b>	<b>0.00</b>	<b>18,275.38</b>	<b>91.38 %</b>
<b>Fund: 034 - DISTRICT CLERK RMP</b>								
<b>Revenue</b>								
034-30000	BEGINNING BALANCE	0.00	0.00	0.00	0.00	0.00	0.00	0.00 %
034-32519	DISTRICT CLERK FEES	0.00	0.00	0.00	925.00	0.00	-925.00	0.00 %
034-32526	DIST CLK CRIMINAL ARCHIVE FEE	0.00	0.00	0.00	0.00	0.00	0.00	0.00 %
034-32530	DISTRICT CLERK ARCHIVE FEE	0.00	0.00	155.00	895.00	0.00	-895.00	0.00 %
034-35100	INTEREST ON INVESTMENTS	0.00	0.00	0.88	1.90	0.00	-1.90	0.00 %
	<b>Revenue Total:</b>	<b>0.00</b>	<b>0.00</b>	<b>155.88</b>	<b>1,821.90</b>	<b>0.00</b>	<b>-1,821.90</b>	<b>0.00 %</b>
<b>Department: 000 - BASIC OPERATIONS</b>								
<b>Expense</b>								
034-000-43200	PURCHASE OF EQUIPMENT	0.00	0.00	0.00	895.00	0.00	-895.00	0.00 %
034-000-48000	MISCELLANEOUS EXPENSE	0.00	0.00	0.00	0.00	0.00	0.00	0.00 %
034-000-48001	MISCELLANEOUS EXPENSE-ARCHIVE	0.00	0.00	0.00	0.00	0.00	0.00	0.00 %
034-000-48009	RECORD PRESERVATION-ARCHIVE	0.00	0.00	0.00	0.00	0.00	0.00	0.00 %
034-000-48010	RECORDS PRESERVATION	0.00	0.00	0.00	322.34	0.00	-322.34	0.00 %
	<b>Expense Total:</b>	<b>0.00</b>	<b>0.00</b>	<b>0.00</b>	<b>1,217.34</b>	<b>0.00</b>	<b>-1,217.34</b>	<b>0.00 %</b>
	<b>Department 000 Total:</b>	<b>0.00</b>	<b>0.00</b>	<b>0.00</b>	<b>1,217.34</b>	<b>0.00</b>	<b>-1,217.34</b>	<b>0.00 %</b>
	<b>Fund 034 Total:</b>	<b>0.00</b>	<b>0.00</b>	<b>-155.88</b>	<b>-604.56</b>	<b>0.00</b>	<b>604.56</b>	<b>0.00 %</b>
<b>Fund: 035 - TEMPLE FOUND/ARE YOU O K GRANT</b>								
<b>Revenue</b>								
035-30000	BEGINNING BALANCE	0.00	0.00	0.00	0.00	0.00	0.00	0.00 %
035-31301	LOCAL CONTRIBUTIONS	0.00	0.00	0.00	0.00	0.00	0.00	0.00 %
035-35100	INTEREST ON INVESTMENTS	0.00	0.00	0.00	0.00	0.00	0.00	0.00 %
035-39999	ACTUAL REVENUES	0.00	0.00	0.00	0.00	0.00	0.00	0.00 %
	<b>Revenue Total:</b>	<b>0.00</b>	<b>0.00</b>	<b>0.00</b>	<b>0.00</b>	<b>0.00</b>	<b>0.00</b>	<b>0.00 %</b>
<b>Department: 000 - BASIC OPERATIONS</b>								
<b>Expense</b>								
035-000-42514	UTILITIES AND EQUIPMENT	0.00	0.00	0.00	0.00	0.00	0.00	0.00 %
035-000-42998	MISCELLANEOUS SUPPLIES	0.00	0.00	0.00	0.00	0.00	0.00	0.00 %
	<b>Expense Total:</b>	<b>0.00</b>	<b>0.00</b>	<b>0.00</b>	<b>0.00</b>	<b>0.00</b>	<b>0.00</b>	<b>0.00 %</b>
	<b>Department 000 Total:</b>	<b>0.00</b>	<b>0.00</b>	<b>0.00</b>	<b>0.00</b>	<b>0.00</b>	<b>0.00</b>	<b>0.00 %</b>
	<b>Fund 035 Total:</b>	<b>0.00</b>	<b>0.00</b>	<b>0.00</b>	<b>0.00</b>	<b>0.00</b>	<b>0.00</b>	<b>0.00 %</b>
<b>Fund: 036 - LIBRARY FUND</b>								
<b>Revenue</b>								
036-30000	BEGINNING BALANCE	1,200.00	1,200.00	0.00	0.00	0.00	1,200.00	100.00 %

Budget Report

For Fiscal: 2012 Period Ending: 06/30/2012

		Original Total Budget	Current Total Budget	Period Activity	Fiscal Activity	Encumbrances	Budget Remaining	Percent Remaining
<u>036-32517</u>	COUNTY CLERK FINES	2,500.00	2,500.00	200.00	1,540.00	0.00	960.00	38.40 %
<u>036-32522</u>	DISTRICT CLERK FINES	5,000.00	5,000.00	420.00	2,560.00	0.00	2,440.00	48.80 %
<u>036-35100</u>	INTEREST ON INVESTMENTS	100.00	100.00	0.24	0.33	0.00	99.67	99.67 %
<u>036-38111</u>	Misc. Refunds	0.00	0.00	0.00	102.50	0.00	-102.50	0.00 %
<u>036-39999</u>	ACTUAL REVENUES	0.00	0.00	0.00	0.00	0.00	0.00	0.00 %
<b>Revenue Total:</b>		<b>8,800.00</b>	<b>8,800.00</b>	<b>620.24</b>	<b>4,202.83</b>	<b>0.00</b>	<b>4,597.17</b>	<b>52.24 %</b>

Department: 000 - BASIC OPERATIONS

Expense								
<u>036-000-43200</u>	PURCHASE OF EQUIPMENT	2,200.00	2,200.00	0.00	0.00	0.00	2,200.00	100.00 %
<u>036-000-48007</u>	LIBRARY BOOKS & SUPPLIES	5,600.00	5,600.00	0.00	2,047.55	0.00	3,552.45	63.44 %
<u>036-000-48011</u>	REPAIRS & IMPROVEMENTS	1,000.00	1,000.00	0.00	0.00	0.00	1,000.00	100.00 %
<b>Expense Total:</b>		<b>8,800.00</b>	<b>8,800.00</b>	<b>0.00</b>	<b>2,047.55</b>	<b>0.00</b>	<b>6,752.45</b>	<b>76.73 %</b>
<b>Department 000 Total:</b>		<b>8,800.00</b>	<b>8,800.00</b>	<b>0.00</b>	<b>2,047.55</b>	<b>0.00</b>	<b>6,752.45</b>	<b>76.73 %</b>
<b>Fund 036 Total:</b>		<b>0.00</b>	<b>0.00</b>	<b>-620.24</b>	<b>-2,155.28</b>	<b>0.00</b>	<b>2,155.28</b>	<b>0.00 %</b>

Fund: 037 - T C COLLECTION CENTER

Revenue								
<u>037-30000</u>	BEGINNING BALANCE	0.00	0.00	0.00	0.00	0.00	0.00	0.00 %
<u>037-32126</u>	FEES COLLECTED	110,000.00	110,000.00	11,179.40	40,806.40	0.00	69,193.60	62.90 %
<u>037-35100</u>	INTEREST ON INVESTMENTS	300.00	300.00	28.82	44.46	0.00	255.54	85.18 %
<u>037-37101</u>	REFUNDS/FEMA REIMBURSEMENTS	0.00	0.00	0.00	0.00	0.00	0.00	0.00 %
<u>037-39000</u>	TRANSFERS FROM GENERAL FUND	100,000.00	100,000.00	0.00	150,000.00	0.00	-50,000.00	-50.00 %
<u>037-39999</u>	ACTUAL REVENUES	0.00	0.00	0.00	0.00	0.00	0.00	0.00 %
<b>Revenue Total:</b>		<b>210,300.00</b>	<b>210,300.00</b>	<b>11,208.22</b>	<b>190,850.86</b>	<b>0.00</b>	<b>19,449.14</b>	<b>9.25 %</b>

Department: 000 - BASIC OPERATIONS

Expense								
<u>037-000-40000</u>	SALARIES	50,962.00	50,962.00	5,164.67	34,564.87	0.00	16,397.13	32.18 %
<u>037-000-40100</u>	SOCIAL SECURITY	3,899.00	3,899.00	394.93	1,695.16	0.00	2,203.84	56.52 %
<u>037-000-40110</u>	RETIREMENT	5,147.00	5,147.00	514.20	2,452.52	0.00	2,694.48	52.35 %
<u>037-000-40120</u>	HOSPITALIZATION	7,925.00	7,925.00	1,248.31	6,258.12	0.00	1,666.88	21.03 %
<u>037-000-40130</u>	WORKERS' COMPENSATION	3,446.00	3,446.00	0.00	0.00	0.00	3,446.00	100.00 %
<u>037-000-40140</u>	UNEMPLOYMENT INSURANCE	128.00	128.00	0.00	36.83	0.00	91.17	71.23 %
<u>037-000-42177</u>	CONTAINER HAULS	50,000.00	50,000.00	0.00	20,722.30	0.00	29,277.70	58.56 %
<u>037-000-42393</u>	LIABILITY INSURANCE ON EQUIP.	1,600.00	1,600.00	0.00	1,155.38	0.00	444.62	27.79 %
<u>037-000-42400</u>	GAS, OIL, GREASE	15,000.00	15,000.00	0.00	3,939.35	0.00	11,060.65	73.74 %
<u>037-000-42425</u>	MACHINERY MAINTENANCE	10,000.00	10,000.00	0.00	321.45	0.00	9,678.55	96.79 %
<u>037-000-42510</u>	UTILITIES	3,000.00	3,000.00	0.00	852.01	0.00	2,147.99	71.60 %
<u>037-000-42998</u>	MISCELLANEOUS SUPPLIES	3,500.00	3,500.00	0.00	470.97	0.00	3,029.03	86.54 %
<u>037-000-43200</u>	PURCHASE OF EQUIPMENT	5,000.00	5,000.00	0.00	0.00	0.00	5,000.00	100.00 %
<u>037-000-44100</u>	PRINCIPLE ON WARRANTS	50,000.00	50,000.00	0.00	0.00	0.00	50,000.00	100.00 %

**Budget Report**

For Fiscal: 2012 Period Ending: 06/30/2012

		Original Total Budget	Current Total Budget	Period Activity	Fiscal Activity	Encumbrances	Budget Remaining	Percent Remaining
<u>037-000-44200</u>	INTEREST ON WARRANTS	0.00	0.00	0.00	0.00	0.00	0.00	0.00 %
<b>Expense Total:</b>		<b>209,607.00</b>	<b>209,607.00</b>	<b>7,322.11</b>	<b>72,468.96</b>	<b>0.00</b>	<b>137,138.04</b>	<b>65.43 %</b>
<b>Department 000 Total:</b>		<b>209,607.00</b>	<b>209,607.00</b>	<b>7,322.11</b>	<b>72,468.96</b>	<b>0.00</b>	<b>137,138.04</b>	<b>65.43 %</b>
<b>Fund 037 Total:</b>		<b>-693.00</b>	<b>-693.00</b>	<b>-3,886.11</b>	<b>-118,381.90</b>	<b>0.00</b>	<b>117,688.90</b>	<b>6,982.53 %</b>
<b>Fund: 038 - VIOLENCE AGAINSTWOMEN SPEC PR</b>								
<b>Revenue</b>								
<u>038-31100</u>	FEDERAL AID	0.00	0.00	0.00	24,988.02	0.00	-24,988.02	0.00 %
<u>038-35100</u>	INTEREST ON INVESTMENTS	0.00	0.00	0.00	0.00	0.00	0.00	0.00 %
<u>038-38110</u>	LOCAL MATCHING FUNDS	0.00	0.00	0.00	0.00	0.00	0.00	0.00 %
<b>Revenue Total:</b>		<b>0.00</b>	<b>0.00</b>	<b>0.00</b>	<b>24,988.02</b>	<b>0.00</b>	<b>-24,988.02</b>	<b>0.00 %</b>
<b>Department: 000 - BASIC OPERATIONS</b>								
<b>Expense</b>								
<u>038-000-40070</u>	SALARIES & FRINGE BENEFITS	0.00	49,976.48	0.00	29,165.46	0.00	20,811.02	41.64 %
<u>038-000-42103</u>	SUPPLIES & DOE	0.00	0.00	0.00	0.00	0.00	0.00	0.00 %
<u>038-000-42659</u>	TRAVEL & EDUCATION	0.00	0.00	0.00	0.00	0.00	0.00	0.00 %
<u>038-000-49110</u>	TRANSFER TO GENERAL FUND	0.00	0.00	0.00	0.00	0.00	0.00	0.00 %
<b>Expense Total:</b>		<b>0.00</b>	<b>49,976.48</b>	<b>0.00</b>	<b>29,165.46</b>	<b>0.00</b>	<b>20,811.02</b>	<b>41.64 %</b>
<b>Department 000 Total:</b>		<b>0.00</b>	<b>49,976.48</b>	<b>0.00</b>	<b>29,165.46</b>	<b>0.00</b>	<b>20,811.02</b>	<b>41.64 %</b>
<b>Fund 038 Total:</b>		<b>0.00</b>	<b>49,976.48</b>	<b>0.00</b>	<b>4,177.44</b>	<b>0.00</b>	<b>45,799.04</b>	<b>91.64 %</b>
<b>Fund: 039 - TXCDBG SMALL BUSINESS LOAN PRJ</b>								
<b>Revenue</b>								
<u>039-31100</u>	FEDERAL AID	0.00	0.00	0.00	0.00	0.00	0.00	0.00 %
<u>039-39300</u>	LOAN PROCEEDS	0.00	6,600.00	557.50	2,787.50	0.00	3,812.50	57.77 %
<b>Revenue Total:</b>		<b>0.00</b>	<b>6,600.00</b>	<b>557.50</b>	<b>2,787.50</b>	<b>0.00</b>	<b>3,812.50</b>	<b>57.77 %</b>
<b>Department: 000 - BASIC OPERATIONS</b>								
<b>Expense</b>								
<u>039-000-42687</u>	GENERAL ADMINISTRATION	0.00	0.00	0.00	0.00	0.00	0.00	0.00 %
<u>039-000-44300</u>	LOAN REPAYMENT	0.00	6,600.00	557.50	2,787.50	0.00	3,812.50	57.77 %
<b>Expense Total:</b>		<b>0.00</b>	<b>6,600.00</b>	<b>557.50</b>	<b>2,787.50</b>	<b>0.00</b>	<b>3,812.50</b>	<b>57.77 %</b>
<b>Department 000 Total:</b>		<b>0.00</b>	<b>6,600.00</b>	<b>557.50</b>	<b>2,787.50</b>	<b>0.00</b>	<b>3,812.50</b>	<b>57.77 %</b>
<b>Fund 039 Total:</b>		<b>0.00</b>	<b>0.00</b>	<b>0.00</b>	<b>0.00</b>	<b>0.00</b>	<b>0.00</b>	<b>0.00 %</b>
<b>Fund: 040 - TXCDBG WATER IMPROVEMENTS GRAN</b>								
<b>Revenue</b>								
<u>040-31304</u>	TCDP STATE AID	0.00	0.00	0.00	0.00	0.00	0.00	0.00 %
<u>040-38109</u>	LOCAL MATCH - TCWS	0.00	0.00	0.00	0.00	0.00	0.00	0.00 %
<b>Revenue Total:</b>		<b>0.00</b>	<b>0.00</b>	<b>0.00</b>	<b>0.00</b>	<b>0.00</b>	<b>0.00</b>	<b>0.00 %</b>
<b>Department: 000 - BASIC OPERATIONS</b>								
<b>Expense</b>								
<u>040-000-42173</u>	WATER FACILITIES	0.00	0.00	0.00	0.00	0.00	0.00	0.00 %

Budget Report

For Fiscal: 2012 Period Ending: 06/30/2012

		Original Total Budget	Current Total Budget	Period Activity	Fiscal Activity	Encumbrances	Budget Remaining	Percent Remaining
040-000-42610	ADMINISTRATION	0.00	0.00	0.00	0.00	0.00	0.00	0.00 %
040-000-42620	ENGINEERING	0.00	0.00	0.00	0.00	0.00	0.00	0.00 %
<b>Expense Total:</b>		<b>0.00</b>	<b>0.00</b>	<b>0.00</b>	<b>0.00</b>	<b>0.00</b>	<b>0.00</b>	<b>0.00 %</b>
<b>Department 000 Total:</b>		<b>0.00</b>	<b>0.00</b>	<b>0.00</b>	<b>0.00</b>	<b>0.00</b>	<b>0.00</b>	<b>0.00 %</b>
<b>Fund 040 Total:</b>		<b>0.00</b>	<b>0.00</b>	<b>0.00</b>	<b>0.00</b>	<b>0.00</b>	<b>0.00</b>	<b>0.00 %</b>
<b>Fund: 041 - PEACE OFFICER SERVICE FEES</b>								
<b>Revenue</b>								
041-31142	PEACE OFFICER FEES	0.00	0.00	161.75	653.83	0.00	-653.83	0.00 %
041-35100	INTEREST ON INVESTMENTS	0.00	0.00	3.28	7.29	0.00	-7.29	0.00 %
041-38104	DONATIONS	0.00	0.00	0.00	0.00	0.00	0.00	0.00 %
041-39999	ACTUAL REVENUES	0.00	0.00	0.00	0.00	0.00	0.00	0.00 %
<b>Revenue Total:</b>		<b>0.00</b>	<b>0.00</b>	<b>165.03</b>	<b>661.12</b>	<b>0.00</b>	<b>-661.12</b>	<b>0.00 %</b>
<b>Department: 000 - BASIC OPERATIONS</b>								
<b>Expense</b>								
041-000-42150	UNIFORMS	0.00	0.00	0.00	0.00	0.00	0.00	0.00 %
041-000-42499	MISCELLANEOUS EXPENSE	0.00	0.00	0.00	0.00	0.00	0.00	0.00 %
041-000-42659	TRAVEL & EDUCATION	0.00	0.00	0.00	0.00	0.00	0.00	0.00 %
041-000-43201	EQUIPMENT	0.00	0.00	0.00	0.00	0.00	0.00	0.00 %
<b>Expense Total:</b>		<b>0.00</b>	<b>0.00</b>	<b>0.00</b>	<b>0.00</b>	<b>0.00</b>	<b>0.00</b>	<b>0.00 %</b>
<b>Department 000 Total:</b>		<b>0.00</b>	<b>0.00</b>	<b>0.00</b>	<b>0.00</b>	<b>0.00</b>	<b>0.00</b>	<b>0.00 %</b>
<b>Fund 041 Total:</b>		<b>0.00</b>	<b>0.00</b>	<b>-165.03</b>	<b>-661.12</b>	<b>0.00</b>	<b>661.12</b>	<b>0.00 %</b>
<b>Fund: 042 - HELP AMERICA VOTE ACT GRANT</b>								
<b>Revenue</b>								
042-31100	FEDERAL AID	0.00	0.00	0.00	0.00	0.00	0.00	0.00 %
042-35100	INTEREST ON INVESTMENTS	0.00	0.00	0.00	0.00	0.00	0.00	0.00 %
042-37000	REFUNDS	0.00	0.00	0.00	0.00	0.00	0.00	0.00 %
042-39000	TRANSFER FROM GENERAL	0.00	0.00	0.00	9,571.78	0.00	-9,571.78	0.00 %
<b>Revenue Total:</b>		<b>0.00</b>	<b>0.00</b>	<b>0.00</b>	<b>9,571.78</b>	<b>0.00</b>	<b>-9,571.78</b>	<b>0.00 %</b>
<b>Department: 000 - BASIC OPERATIONS</b>								
<b>Expense</b>								
042-000-42499	MISCELLANEOUS EXPENSE	0.00	0.00	0.00	0.00	0.00	0.00	0.00 %
042-000-42661	TRAINING & EDUCATION	0.00	0.00	0.00	0.00	0.00	0.00	0.00 %
042-000-43200	PURCHASE OF EQUIPMENT	0.00	0.00	0.00	0.00	0.00	0.00	0.00 %
<b>Expense Total:</b>		<b>0.00</b>	<b>0.00</b>	<b>0.00</b>	<b>0.00</b>	<b>0.00</b>	<b>0.00</b>	<b>0.00 %</b>
<b>Department 000 Total:</b>		<b>0.00</b>	<b>0.00</b>	<b>0.00</b>	<b>0.00</b>	<b>0.00</b>	<b>0.00</b>	<b>0.00 %</b>
<b>Fund 042 Total:</b>		<b>0.00</b>	<b>0.00</b>	<b>0.00</b>	<b>-9,571.78</b>	<b>0.00</b>	<b>9,571.78</b>	<b>0.00 %</b>
<b>Fund: 043 - JAIL INTEREST &amp; SINKING</b>								
<b>Revenue</b>								
043-30000	BEGINNING BALANCE	0.00	0.00	0.00	0.00	0.00	0.00	0.00 %

Budget Report

For Fiscal: 2012 Period Ending: 06/30/2012

		Original Total Budget	Current Total Budget	Period Activity	Fiscal Activity	Encumbrances	Budget Remaining	Percent Remaining
<u>043-31020</u>	DELINQUENT AD VALOREM	0.00	0.00	48.01	987.82	0.00	-987.82	0.00 %
<u>043-35100</u>	INTEREST ON INVESTMENTS	0.00	0.00	233.66	1,415.33	0.00	-1,415.33	0.00 %
<u>043-37102</u>	REIMBURSEMENTS	0.00	0.00	0.00	0.00	0.00	0.00	0.00 %
<u>043-39000</u>	TRANSFERS FROM GENERAL FUND	0.00	0.00	0.00	0.00	0.00	0.00	0.00 %
<u>043-39999</u>	ACTUAL REVENUES	0.00	0.00	0.00	0.00	0.00	0.00	0.00 %
<b>Revenue Total:</b>		<b>0.00</b>	<b>0.00</b>	<b>281.67</b>	<b>2,403.15</b>	<b>0.00</b>	<b>-2,403.15</b>	<b>0.00 %</b>

Department: 000 - BASIC OPERATIONS

Expense

<u>043-000-42410</u>	REPAIRS & MAINTENANCE	0.00	0.00	0.00	0.00	0.00	0.00	0.00 %
<u>043-000-43151</u>	BUILDING PROJECTS	0.00	0.00	0.00	0.00	0.00	0.00	0.00 %
<u>043-000-43200</u>	PURCHASE OF EQUIPMENT	0.00	0.00	0.00	0.00	0.00	0.00	0.00 %
<b>Expense Total:</b>		<b>0.00</b>	<b>0.00</b>	<b>0.00</b>	<b>0.00</b>	<b>0.00</b>	<b>0.00</b>	<b>0.00 %</b>
<b>Department 000 Total:</b>		<b>0.00</b>	<b>0.00</b>	<b>0.00</b>	<b>0.00</b>	<b>0.00</b>	<b>0.00</b>	<b>0.00 %</b>
<b>Fund 043 Total:</b>		<b>0.00</b>	<b>0.00</b>	<b>-281.67</b>	<b>-2,403.15</b>	<b>0.00</b>	<b>2,403.15</b>	<b>0.00 %</b>

Fund: 044 - COURTHOUSE SECURITY

Revenue

<u>044-30000</u>	BEGINNING BALANCE	0.00	0.00	0.00	0.00	0.00	0.00	0.00 %
<u>044-30403</u>	ESTIMATED CARRYOVER	39,720.00	39,720.00	0.00	0.00	0.00	39,720.00	100.00 %
<u>044-32112</u>	COURTHOUSE SECURITY FEES	18,000.00	18,000.00	1,026.00	6,683.00	0.00	11,317.00	62.87 %
<u>044-35100</u>	INTEREST ON INVESTMENTS	1,000.00	1,000.00	15.00	34.56	0.00	965.44	96.54 %
<u>044-39999</u>	ACTUAL REVENUES	0.00	0.00	0.00	0.00	0.00	0.00	0.00 %
<b>Revenue Total:</b>		<b>58,720.00</b>	<b>58,720.00</b>	<b>1,041.00</b>	<b>6,717.56</b>	<b>0.00</b>	<b>52,002.44</b>	<b>88.56 %</b>

Department: 000 - BASIC OPERATIONS

Expense

<u>044-000-40000</u>	SALARIES	9,600.00	9,600.00	1,622.82	7,357.37	0.00	2,242.63	23.36 %
<u>044-000-40001</u>	COURT BAILIFF	10,000.00	10,000.00	466.00	1,291.00	0.00	8,709.00	87.09 %
<u>044-000-40100</u>	SOCIAL SECURITY	735.00	735.00	112.39	361.02	0.00	373.98	50.88 %
<u>044-000-40110</u>	RETIREMENT	957.00	957.00	0.00	0.00	0.00	957.00	100.00 %
<u>044-000-40120</u>	HOSPITALIZATION	0.00	0.00	0.00	0.00	0.00	0.00	0.00 %
<u>044-000-40130</u>	WORKERS' COMPENSATION	0.00	0.00	0.00	0.00	0.00	0.00	0.00 %
<u>044-000-40140</u>	UNEMPLOYMENT INSURANCE	0.00	0.00	0.00	8.58	0.00	-8.58	0.00 %
<u>044-000-42390</u>	INSURANCE	700.00	700.00	0.00	0.00	0.00	700.00	100.00 %
<u>044-000-42499</u>	MISCELLANEOUS EXPENSE	20,020.00	20,020.00	130.00	562.39	0.00	19,457.61	97.19 %
<u>044-000-42510</u>	UTILITIES	10,000.00	10,000.00	0.00	118.09	0.00	9,881.91	98.82 %
<u>044-000-43200</u>	PURCHASE OF EQUIPMENT	18,000.00	18,000.00	0.00	0.00	0.00	18,000.00	100.00 %
<b>Expense Total:</b>		<b>70,012.00</b>	<b>70,012.00</b>	<b>2,331.21</b>	<b>9,698.45</b>	<b>0.00</b>	<b>60,313.55</b>	<b>86.15 %</b>
<b>Department 000 Total:</b>		<b>70,012.00</b>	<b>70,012.00</b>	<b>2,331.21</b>	<b>9,698.45</b>	<b>0.00</b>	<b>60,313.55</b>	<b>86.15 %</b>
<b>Fund 044 Total:</b>		<b>11,292.00</b>	<b>11,292.00</b>	<b>1,290.21</b>	<b>2,980.89</b>	<b>0.00</b>	<b>8,311.11</b>	<b>73.60 %</b>



Budget Report

For Fiscal: 2012 Period Ending: 06/30/2012

		Original Total Budget	Current Total Budget	Period Activity	Fiscal Activity	Encumbrances	Budget Remaining	Percent Remaining
<b>Fund: 045 - COUNTY-RMP</b>								
<b>Revenue</b>								
045-30000	BEGINNING BALANCE	55,000.00	55,000.00	0.00	0.00	0.00	55,000.00	100.00 %
045-32527	DIST. & CO. CLERK FEES	4,000.00	4,000.00	377.50	2,804.50	0.00	1,195.50	29.89 %
045-35100	INTEREST ON INVESTMENTS	350.00	350.00	9.55	21.32	0.00	328.68	93.91 %
045-39999	ACTUAL REVENUES	0.00	0.00	0.00	0.00	0.00	0.00	0.00 %
	<b>Revenue Total:</b>	<b>59,350.00</b>	<b>59,350.00</b>	<b>387.05</b>	<b>2,825.82</b>	<b>0.00</b>	<b>56,524.18</b>	<b>95.24 %</b>
<b>Department: 000 - BASIC OPERATIONS</b>								
<b>Expense</b>								
045-000-40000	SALARIES	7,500.00	7,500.00	0.00	0.00	0.00	7,500.00	100.00 %
045-000-40100	SOCIAL SECURITY	575.00	575.00	0.00	0.00	0.00	575.00	100.00 %
045-000-40130	WORKERS' COMPENSATION	20.00	20.00	0.00	0.00	0.00	20.00	100.00 %
045-000-40140	UNEMPLOYMENT INSURANCE	20.00	20.00	0.00	0.00	0.00	20.00	100.00 %
045-000-43200	PURCHASE OF EQUIPMENT	14,500.00	14,500.00	0.00	0.00	0.00	14,500.00	100.00 %
045-000-48000	MISCELLANEOUS EXPENSE	32,385.00	32,385.00	225.00	1,350.00	0.00	31,035.00	95.83 %
	<b>Expense Total:</b>	<b>55,000.00</b>	<b>55,000.00</b>	<b>225.00</b>	<b>1,350.00</b>	<b>0.00</b>	<b>53,650.00</b>	<b>97.55 %</b>
	<b>Department 000 Total:</b>	<b>55,000.00</b>	<b>55,000.00</b>	<b>225.00</b>	<b>1,350.00</b>	<b>0.00</b>	<b>53,650.00</b>	<b>97.55 %</b>
	<b>Fund 045 Total:</b>	<b>-4,350.00</b>	<b>-4,350.00</b>	<b>-162.05</b>	<b>-1,475.82</b>	<b>0.00</b>	<b>-2,874.18</b>	<b>66.07 %</b>
<b>Fund: 046 - STATE-CRIME STOPPERS</b>								
<b>Revenue</b>								
046-30000	BEGINNING BALANCE	0.00	0.00	0.00	0.00	0.00	0.00	0.00 %
046-32507	JUSTICE PEACE REV 91-93	0.00	0.00	0.00	0.00	0.00	0.00	0.00 %
046-32508	JUSTICE PEACE REV 93-95	0.00	0.00	0.00	0.00	0.00	0.00	0.00 %
046-32509	JUSTICE PEACE REV 95-97	0.00	0.00	0.00	0.00	0.00	0.00	0.00 %
046-32510	DIST & CO CLK REV 91-93	0.00	0.00	0.00	0.00	0.00	0.00	0.00 %
046-32511	DIST & CO CLK REV 93-95	0.00	0.00	0.00	0.00	0.00	0.00	0.00 %
046-32512	DIST & CO CLK REV 95-97	0.00	0.00	0.00	2.00	0.00	-2.00	0.00 %
046-35100	INTEREST ON INVESTMENTS	0.00	0.00	0.07	0.15	0.00	-0.15	0.00 %
046-39000	TRANSFERS FROM GENERAL FUND	0.00	0.00	0.00	0.00	0.00	0.00	0.00 %
046-39999	ACTUAL REVENUES	0.00	0.00	0.00	0.00	0.00	0.00	0.00 %
	<b>Revenue Total:</b>	<b>0.00</b>	<b>0.00</b>	<b>0.07</b>	<b>2.15</b>	<b>0.00</b>	<b>-2.15</b>	<b>0.00 %</b>
<b>Department: 000 - BASIC OPERATIONS</b>								
<b>Expense</b>								
046-000-49000	PAYMENTS TO STATE	0.00	0.00	0.00	0.00	0.00	0.00	0.00 %
046-000-49110	TRANSFER TO GENERAL FUND	0.00	0.00	0.00	0.00	0.00	0.00	0.00 %
	<b>Expense Total:</b>	<b>0.00</b>	<b>0.00</b>	<b>0.00</b>	<b>0.00</b>	<b>0.00</b>	<b>0.00</b>	<b>0.00 %</b>
	<b>Department 000 Total:</b>	<b>0.00</b>	<b>0.00</b>	<b>0.00</b>	<b>0.00</b>	<b>0.00</b>	<b>0.00</b>	<b>0.00 %</b>
	<b>Fund 046 Total:</b>	<b>0.00</b>	<b>0.00</b>	<b>-0.07</b>	<b>-2.15</b>	<b>0.00</b>	<b>2.15</b>	<b>0.00 %</b>

Budget Report

For Fiscal: 2012 Period Ending: 06/30/2012

		Original Total Budget	Current Total Budget	Period Activity	Fiscal Activity	Encumbrances	Budget Remaining	Percent Remaining
<b>Fund: 047 - COUNTY-WIDE RIGHT-OF-WAY FUNDB</b>								
<b>Revenue</b>								
047-30000	BEGINNING BALANCE	0.00	0.00	0.00	0.00	0.00	0.00	0.00 %
047-30404	PARTIAL CARRYOVER	555,000.00	555,000.00	-0.00	0.00	0.00	555,000.00	100.00 %
047-35100	INTEREST ON INVESTMENTS	1,000.00	1,000.00	89.49	202.04	0.00	797.96	79.80 %
047-39000	TRANSFERS FROM GENERAL FUND	0.00	0.00	0.00	0.00	0.00	0.00	0.00 %
047-39999	ACTUAL REVENUES	0.00	0.00	0.00	0.00	0.00	0.00	0.00 %
<b>Revenue Total:</b>		<b>556,000.00</b>	<b>556,000.00</b>	<b>89.49</b>	<b>202.04</b>	<b>0.00</b>	<b>555,797.96</b>	<b>99.96 %</b>

**Department: 000 - BASIC OPERATIONS**

		Original Total Budget	Current Total Budget	Period Activity	Fiscal Activity	Encumbrances	Budget Remaining	Percent Remaining
<b>Expense</b>								
047-000-43110	RIGHT-OF-WAY PURCHASES	550,000.00	550,000.00	0.00	0.00	0.00	550,000.00	100.00 %
047-000-48008	PROFESSIONAL SERVICES	6,000.00	6,000.00	0.00	0.00	0.00	6,000.00	100.00 %
<b>Expense Total:</b>		<b>556,000.00</b>	<b>556,000.00</b>	<b>0.00</b>	<b>0.00</b>	<b>0.00</b>	<b>556,000.00</b>	<b>100.00 %</b>
<b>Department 000 Total:</b>		<b>556,000.00</b>	<b>556,000.00</b>	<b>0.00</b>	<b>0.00</b>	<b>0.00</b>	<b>556,000.00</b>	<b>100.00 %</b>
<b>Fund 047 Total:</b>		<b>0.00</b>	<b>0.00</b>	<b>-89.49</b>	<b>-202.04</b>	<b>0.00</b>	<b>202.04</b>	<b>0.00 %</b>

**Fund: 048 - EMERGENCY DISASTER RELIEF**

		Original Total Budget	Current Total Budget	Period Activity	Fiscal Activity	Encumbrances	Budget Remaining	Percent Remaining
<b>Revenue</b>								
048-31141	OTHER REVENUE	0.00	0.00	0.00	0.00	0.00	0.00	0.00 %
048-32100	ADMINISTRATIVE FEES	0.00	0.00	0.00	0.00	0.00	0.00	0.00 %
048-35100	INTEREST ON INVESTMENTS	0.00	0.00	255.29	576.38	0.00	-576.38	0.00 %
048-36101	DISASTER RELIEF GRANT	0.00	0.00	0.00	0.00	0.00	0.00	0.00 %
048-37100	FEMA REIMBURSEMENTS	0.00	0.00	0.00	0.00	0.00	0.00	0.00 %
048-38104	DONATIONS	0.00	0.00	0.00	0.00	0.00	0.00	0.00 %
048-39000	TRANSFERS FROM GENERAL FUND	0.00	0.00	0.00	0.00	0.00	0.00	0.00 %
048-39999	ACTUAL REVENUES	0.00	0.00	0.00	0.00	0.00	0.00	0.00 %
<b>Revenue Total:</b>		<b>0.00</b>	<b>0.00</b>	<b>255.29</b>	<b>576.38</b>	<b>0.00</b>	<b>-576.38</b>	<b>0.00 %</b>

**Department: 000 - BASIC OPERATIONS**

		Original Total Budget	Current Total Budget	Period Activity	Fiscal Activity	Encumbrances	Budget Remaining	Percent Remaining
<b>Expense</b>								
048-000-40000	SALARIES	0.00	0.00	0.00	0.00	0.00	0.00	0.00 %
048-000-40100	SOCIAL SECURITY	0.00	0.00	0.00	0.00	0.00	0.00	0.00 %
048-000-40130	WORKERS' COMPENSATION	0.00	0.00	0.00	0.00	0.00	0.00	0.00 %
048-000-40140	UNEMPLOYMENT INSURANCE	0.00	0.00	0.00	0.00	0.00	0.00	0.00 %
048-000-42137	LOSS/SPOILAGE OF SUPPLIES	0.00	0.00	0.00	0.00	0.00	0.00	0.00 %
048-000-42165	EMERGENCY PROTECTIVE MEASURES	0.00	0.00	0.00	0.00	0.00	0.00	0.00 %
048-000-42166	ROAD & DITCH RESTORATION	0.00	0.00	0.00	0.00	0.00	0.00	0.00 %
048-000-42167	EMERGENCY WORK/DEBRIS CLEARANC	0.00	0.00	0.00	0.00	0.00	0.00	0.00 %
048-000-42179	COUNTY WIDE DEBRIS REMOVAL	0.00	0.00	0.00	0.00	0.00	0.00	0.00 %
048-000-42184	DISASTER RELIEF	0.00	0.00	0.00	0.00	0.00	0.00	0.00 %
048-000-42205	SHELTERING OF EVACUEES	0.00	0.00	0.00	0.00	0.00	0.00	0.00 %
048-000-42213	TEMPORARY DEBRIS STORAGE/REDUC	0.00	0.00	0.00	0.00	0.00	0.00	0.00 %
048-000-42219	UNMET NEEDS EXPENSE	0.00	0.00	0.00	0.00	0.00	0.00	0.00 %

Budget Report

For Fiscal: 2012 Period Ending: 06/30/2012

		Original Total Budget	Current Total Budget	Period Activity	Fiscal Activity	Encumbrances	Budget Remaining	Percent Remaining
<u>048-000-42400</u>	GAS, OIL, GREASE	0.00	0.00	0.00	0.00	0.00	0.00	0.00 %
<u>048-000-42410</u>	REPAIRS & MAINTENANCE	0.00	0.00	0.00	0.00	0.00	0.00	0.00 %
<u>048-000-42421</u>	DAMAGES & REPAIRS	0.00	0.00	0.00	0.00	0.00	0.00	0.00 %
<u>048-000-42513</u>	UTILITIES-EOC	0.00	0.00	0.00	0.00	0.00	0.00	0.00 %
<u>048-000-42600</u>	PROFESSIONAL SERVICES	0.00	0.00	0.00	0.00	0.00	0.00	0.00 %
<u>048-000-42646</u>	CONTRACT LABOR	0.00	0.00	0.00	0.00	0.00	0.00	0.00 %
<u>048-000-42665</u>	TRAVEL/MILEAGE	0.00	0.00	0.00	0.00	0.00	0.00	0.00 %
<u>048-000-42681</u>	FIELD HOSPITAL SERVICES	0.00	0.00	0.00	0.00	0.00	0.00	0.00 %
<u>048-000-42998</u>	MISCELLANEOUS SUPPLIES	0.00	0.00	0.00	0.00	0.00	0.00	0.00 %
<u>048-000-43200</u>	PURCHASE OF EQUIPMENT	0.00	0.00	0.00	0.00	0.00	0.00	0.00 %
<b>Expense Total:</b>		<b>0.00</b>	<b>0.00</b>	<b>0.00</b>	<b>0.00</b>	<b>0.00</b>	<b>0.00</b>	<b>0.00 %</b>
<b>Department 000 Total:</b>		<b>0.00</b>	<b>0.00</b>	<b>0.00</b>	<b>0.00</b>	<b>0.00</b>	<b>0.00</b>	<b>0.00 %</b>
<b>Fund 048 Total:</b>		<b>0.00</b>	<b>0.00</b>	<b>-255.29</b>	<b>-576.38</b>	<b>0.00</b>	<b>576.38</b>	<b>0.00 %</b>

Fund: 049 - C D A TRUST

Revenue

<u>049-30000</u>	BEGINNING BALANCE	0.00	0.00	0.00	0.00	0.00	0.00	0.00 %
<u>049-31144</u>	RESTITUTION COLLECTED	0.00	0.00	0.00	18,492.49	0.00	-18,492.49	0.00 %
<u>049-35100</u>	INTEREST ON INVESTMENTS	0.00	0.00	0.00	0.00	0.00	0.00	0.00 %
<u>049-39999</u>	ACTUAL REVENUES	0.00	0.00	0.00	0.00	0.00	0.00	0.00 %
<b>Revenue Total:</b>		<b>0.00</b>	<b>0.00</b>	<b>0.00</b>	<b>18,492.49</b>	<b>0.00</b>	<b>-18,492.49</b>	<b>0.00 %</b>

Department: 000 - BASIC OPERATIONS

Expense

<u>049-000-42908</u>	RESTITUTION MISC. EXPENSE	0.00	0.00	0.00	18,492.49	0.00	-18,492.49	0.00 %
<b>Expense Total:</b>		<b>0.00</b>	<b>0.00</b>	<b>0.00</b>	<b>18,492.49</b>	<b>0.00</b>	<b>-18,492.49</b>	<b>0.00 %</b>
<b>Department 000 Total:</b>		<b>0.00</b>	<b>0.00</b>	<b>0.00</b>	<b>18,492.49</b>	<b>0.00</b>	<b>-18,492.49</b>	<b>0.00 %</b>
<b>Fund 049 Total:</b>		<b>0.00</b>	<b>0.00</b>	<b>0.00</b>	<b>0.00</b>	<b>0.00</b>	<b>0.00</b>	<b>0.00 %</b>

Fund: 050 - C D A FEES

Revenue

<u>050-30000</u>	BEGINNING BALANCE	0.00	0.00	0.00	0.00	0.00	0.00	0.00 %
<u>050-32114</u>	D H S INCOME	0.00	0.00	0.00	0.00	0.00	0.00	0.00 %
<u>050-32528</u>	DIST. ATTY FEES	0.00	15,000.00	0.00	2,398.28	0.00	12,601.72	84.01 %
<u>050-35100</u>	INTEREST ON INVESTMENTS	0.00	0.00	0.00	0.00	0.00	0.00	0.00 %
<u>050-39999</u>	ACTUAL REVENUES	0.00	0.00	0.00	0.00	0.00	0.00	0.00 %
<b>Revenue Total:</b>		<b>0.00</b>	<b>15,000.00</b>	<b>0.00</b>	<b>2,398.28</b>	<b>0.00</b>	<b>12,601.72</b>	<b>84.01 %</b>

Department: 000 - BASIC OPERATIONS

Expense

<u>050-000-40050</u>	PARTIME SALARIES	0.00	6,000.00	449.17	2,646.65	0.00	3,353.35	55.89 %
<u>050-000-40100</u>	SOCIAL SECURITY	0.00	500.00	34.26	146.84	0.00	353.16	70.63 %
<u>050-000-40110</u>	RETIREMENT	0.00	600.00	0.00	0.00	0.00	600.00	100.00 %
<u>050-000-40130</u>	WORKERS' COMPENSATION	0.00	0.00	0.00	0.00	0.00	0.00	0.00 %

Budget Report

For Fiscal: 2012 Period Ending: 06/30/2012

		Original Total Budget	Current Total Budget	Period Activity	Fiscal Activity	Encumbrances	Budget Remaining	Percent Remaining
050-000-40140	UNEMPLOYMENT INSURANCE	0.00	0.00	0.00	0.00	0.00	0.00	0.00 %
050-000-48000	MISCELLANEOUS EXPENSE	0.00	8,100.00	0.00	825.00	0.00	7,275.00	89.81 %
<b>Expense Total:</b>		<b>0.00</b>	<b>15,200.00</b>	<b>483.43</b>	<b>3,618.49</b>	<b>0.00</b>	<b>11,581.51</b>	<b>76.19 %</b>
<b>Department 000 Total:</b>		<b>0.00</b>	<b>15,200.00</b>	<b>483.43</b>	<b>3,618.49</b>	<b>0.00</b>	<b>11,581.51</b>	<b>76.19 %</b>
<b>Fund 050 Total:</b>		<b>0.00</b>	<b>200.00</b>	<b>483.43</b>	<b>1,220.21</b>	<b>0.00</b>	<b>-1,020.21</b>	<b>-510.11 %</b>

Fund: 051 - CDA STATE APPROPRIATIONS FUND

Revenue

051-31200	STATE APPROPRIATIONS	0.00	0.00	0.00	0.00	0.00	0.00	0.00 %
051-35100	INTEREST ON INVESTMENTS	0.00	0.00	4.68	10.56	0.00	-10.56	0.00 %
051-39999	ACTUAL REVENUES	0.00	0.00	0.00	0.00	0.00	0.00	0.00 %
<b>Revenue Total:</b>		<b>0.00</b>	<b>0.00</b>	<b>4.68</b>	<b>10.56</b>	<b>0.00</b>	<b>-10.56</b>	<b>0.00 %</b>

Department: 000 - BASIC OPERATIONS

Expense

051-000-40070	SALARIES & FRINGE BENEFITS	0.00	0.00	0.00	0.00	0.00	0.00	0.00 %
051-000-42100	OFFICE SUPPLIES	0.00	0.00	0.00	0.00	0.00	0.00	0.00 %
051-000-42499	MISCELLANEOUS EXPENSE	0.00	0.00	0.00	0.00	0.00	0.00	0.00 %
051-000-42661	TRAINING & EDUCATION	0.00	0.00	0.00	0.00	0.00	0.00	0.00 %
051-000-42677	EQUIPMENT LEASE	0.00	0.00	0.00	0.00	0.00	0.00	0.00 %
<b>Expense Total:</b>		<b>0.00</b>	<b>0.00</b>	<b>0.00</b>	<b>0.00</b>	<b>0.00</b>	<b>0.00</b>	<b>0.00 %</b>
<b>Department 000 Total:</b>		<b>0.00</b>	<b>0.00</b>	<b>0.00</b>	<b>0.00</b>	<b>0.00</b>	<b>0.00</b>	<b>0.00 %</b>
<b>Fund 051 Total:</b>		<b>0.00</b>	<b>0.00</b>	<b>-4.68</b>	<b>-10.56</b>	<b>0.00</b>	<b>10.56</b>	<b>0.00 %</b>

Fund: 052 - ALTERNATE DISPUTE RESOLUTION

Revenue

052-32516	COUNTY CLERK FEES	0.00	1,000.00	0.00	0.00	0.00	1,000.00	100.00 %
052-32519	DISTRICT CLERK FEES	0.00	8,000.00	465.00	3,060.00	0.00	4,940.00	61.75 %
052-35100	INTEREST ON INVESTMENTS	0.00	0.00	0.08	0.18	0.00	-0.18	0.00 %
052-39999	ACTUAL REVENUES	0.00	0.00	0.00	0.00	0.00	0.00	0.00 %
<b>Revenue Total:</b>		<b>0.00</b>	<b>9,000.00</b>	<b>465.08</b>	<b>3,060.18</b>	<b>0.00</b>	<b>5,939.82</b>	<b>66.00 %</b>

Department: 000 - BASIC OPERATIONS

Expense

052-000-42499	MISCELLANEOUS EXPENSE	0.00	1,000.00	0.00	0.00	0.00	1,000.00	100.00 %
052-000-42600	PROFESSIONAL SERVICES	0.00	8,000.00	0.00	2,595.10	0.00	5,404.90	67.56 %
<b>Expense Total:</b>		<b>0.00</b>	<b>9,000.00</b>	<b>0.00</b>	<b>2,595.10</b>	<b>0.00</b>	<b>6,404.90</b>	<b>71.17 %</b>
<b>Department 000 Total:</b>		<b>0.00</b>	<b>9,000.00</b>	<b>0.00</b>	<b>2,595.10</b>	<b>0.00</b>	<b>6,404.90</b>	<b>71.17 %</b>
<b>Fund 052 Total:</b>		<b>0.00</b>	<b>0.00</b>	<b>-465.08</b>	<b>-465.08</b>	<b>0.00</b>	<b>465.08</b>	<b>0.00 %</b>

Fund: 055 - STATE-CRIM JUSTICE PLANNING

Revenue

055-30000	BEGINNING BALANCE	0.00	0.00	0.00	0.00	0.00	0.00	0.00 %
055-32507	JUSTICE PEACE REV 91-93	0.00	0.00	0.00	0.00	0.00	0.00	0.00 %

Budget Report

For Fiscal: 2012 Period Ending: 06/30/2012

		Original Total Budget	Current Total Budget	Period Activity	Fiscal Activity	Encumbrances	Budget Remaining	Percent Remaining
<u>055-32508</u>	JUSTICE PEACE REV 93-95	0.00	0.00	0.00	0.00	0.00	0.00	0.00 %
<u>055-32509</u>	JUSTICE PEACE REV 95-97	0.00	0.00	0.00	0.00	0.00	0.00	0.00 %
<u>055-32510</u>	DIST & CO CLK REV 91-93	0.00	0.00	0.00	0.00	0.00	0.00	0.00 %
<u>055-32511</u>	DIST & CO CLK REV 93-95	0.00	0.00	0.00	0.00	0.00	0.00	0.00 %
<u>055-32512</u>	DIST & CO CLK REV 95-97	0.00	0.00	0.00	20.00	0.00	-20.00	0.00 %
<u>055-35100</u>	INTEREST ON INVESTMENTS	0.00	0.00	0.00	0.00	0.00	0.00	0.00 %
<u>055-39999</u>	ACTUAL REVENUES	0.00	0.00	0.00	0.00	0.00	0.00	0.00 %
<b>Revenue Total:</b>		<b>0.00</b>	<b>0.00</b>	<b>0.00</b>	<b>20.00</b>	<b>0.00</b>	<b>-20.00</b>	<b>0.00 %</b>

Department: 000 - BASIC OPERATIONS

Expense

<u>055-000-49000</u>	PAYMENTS TO STATE	0.00	0.00	0.00	0.00	0.00	0.00	0.00 %
<u>055-000-49110</u>	TRANSFER TO GENERAL FUND	0.00	0.00	0.00	0.00	0.00	0.00	0.00 %
<b>Expense Total:</b>		<b>0.00</b>	<b>0.00</b>	<b>0.00</b>	<b>0.00</b>	<b>0.00</b>	<b>0.00</b>	<b>0.00 %</b>
<b>Department 000 Total:</b>		<b>0.00</b>	<b>0.00</b>	<b>0.00</b>	<b>0.00</b>	<b>0.00</b>	<b>0.00</b>	<b>0.00 %</b>
<b>Fund 055 Total:</b>		<b>0.00</b>	<b>0.00</b>	<b>0.00</b>	<b>-20.00</b>	<b>0.00</b>	<b>20.00</b>	<b>0.00 %</b>

Fund: 056 - STATE-JUDICIAL EDUCATION

Revenue

<u>056-30000</u>	BEGINNING BALANCE	0.00	0.00	0.00	0.00	0.00	0.00	0.00 %
<u>056-32500</u>	JUSTICE OF PEACE FEES	0.00	0.00	1.43	24.43	0.00	-24.43	0.00 %
<u>056-32516</u>	COUNTY CLERK FEES	0.00	0.00	0.00	46.00	0.00	-46.00	0.00 %
<u>056-32519</u>	DISTRICT CLERK FEES	0.00	0.00	0.00	1.00	0.00	-1.00	0.00 %
<u>056-35100</u>	INTEREST ON INVESTMENTS	0.00	0.00	0.00	0.00	0.00	0.00	0.00 %
<u>056-39000</u>	TRANSFER FROM GENERAL	0.00	0.00	0.00	9.12	0.00	-9.12	0.00 %
<u>056-39999</u>	ACTUAL REVENUES	0.00	0.00	0.00	0.00	0.00	0.00	0.00 %
<b>Revenue Total:</b>		<b>0.00</b>	<b>0.00</b>	<b>1.43</b>	<b>80.55</b>	<b>0.00</b>	<b>-80.55</b>	<b>0.00 %</b>

Department: 000 - BASIC OPERATIONS

Expense

<u>056-000-49000</u>	PAYMENTS TO STATE	0.00	0.00	0.00	56.70	0.00	-56.70	0.00 %
<u>056-000-49110</u>	TRANSFER TO GENERAL FUND	0.00	0.00	0.00	0.00	0.00	0.00	0.00 %
<b>Expense Total:</b>		<b>0.00</b>	<b>0.00</b>	<b>0.00</b>	<b>56.70</b>	<b>0.00</b>	<b>-56.70</b>	<b>0.00 %</b>
<b>Department 000 Total:</b>		<b>0.00</b>	<b>0.00</b>	<b>0.00</b>	<b>56.70</b>	<b>0.00</b>	<b>-56.70</b>	<b>0.00 %</b>
<b>Fund 056 Total:</b>		<b>0.00</b>	<b>0.00</b>	<b>-1.43</b>	<b>-23.85</b>	<b>0.00</b>	<b>23.85</b>	<b>0.00 %</b>

Fund: 057 - STATE-LEOCE

Revenue

<u>057-30000</u>	BEGINNING BALANCE	0.00	0.00	0.00	0.00	0.00	0.00	0.00 %
<u>057-32507</u>	JUSTICE PEACE REV 91-93	0.00	0.00	0.00	0.00	0.00	0.00	0.00 %
<u>057-32508</u>	JUSTICE PEACE REV 93-95	0.00	0.00	0.00	0.00	0.00	0.00	0.00 %
<u>057-32509</u>	JUSTICE PEACE REV 95-97	0.00	0.00	0.00	0.00	0.00	0.00	0.00 %
<u>057-32510</u>	DIST & CO CLK REV 91-93	0.00	0.00	0.00	0.00	0.00	0.00	0.00 %
<u>057-32511</u>	DIST & CO CLK REV 93-95	0.00	0.00	0.00	0.00	0.00	0.00	0.00 %

Budget Report

For Fiscal: 2012 Period Ending: 06/30/2012

		Original Total Budget	Current Total Budget	Period Activity	Fiscal Activity	Encumbrances	Budget Remaining	Percent Remaining
<u>057-32512</u>	DIST & CO CLK REV 95-97	0.00	0.00	0.00	2.00	0.00	-2.00	0.00 %
<u>057-35100</u>	INTEREST ON INVESTMENTS	0.00	0.00	0.00	0.00	0.00	0.00	0.00 %
<u>057-39999</u>	ACTUAL REVENUES	0.00	0.00	0.00	0.00	0.00	0.00	0.00 %
<b>Revenue Total:</b>		<b>0.00</b>	<b>0.00</b>	<b>0.00</b>	<b>2.00</b>	<b>0.00</b>	<b>-2.00</b>	<b>0.00 %</b>

Department: 000 - BASIC OPERATIONS

Expense								
<u>057-000-49000</u>	PAYMENTS TO STATE	0.00	0.00	0.00	0.00	0.00	0.00	0.00 %
<u>057-000-49110</u>	TRANSFER TO GENERAL FUND	0.00	0.00	0.00	0.00	0.00	0.00	0.00 %
<b>Expense Total:</b>		<b>0.00</b>	<b>0.00</b>	<b>0.00</b>	<b>0.00</b>	<b>0.00</b>	<b>0.00</b>	<b>0.00 %</b>
<b>Department 000 Total:</b>		<b>0.00</b>	<b>0.00</b>	<b>0.00</b>	<b>0.00</b>	<b>0.00</b>	<b>0.00</b>	<b>0.00 %</b>
<b>Fund 057 Total:</b>		<b>0.00</b>	<b>0.00</b>	<b>0.00</b>	<b>-2.00</b>	<b>0.00</b>	<b>2.00</b>	<b>0.00 %</b>

Fund: 058 - STATE-JUVENILE DIVERSION

Revenue								
<u>058-30000</u>	BEGINNING BALANCE	0.00	0.00	0.00	0.00	0.00	0.00	0.00 %
<u>058-32506</u>	JUSTICE OF PEACE REVENUE	0.00	0.00	0.00	0.00	0.00	0.00	0.00 %
<u>058-32515</u>	DISTRICT & COUNTY CLERK REVNUe	0.00	0.00	0.00	0.00	0.00	0.00	0.00 %
<u>058-35100</u>	INTEREST ON INVESTMENTS	0.00	0.00	0.00	0.00	0.00	0.00	0.00 %
<u>058-39999</u>	ACTUAL REVENUES	0.00	0.00	0.00	0.00	0.00	0.00	0.00 %
<b>Revenue Total:</b>		<b>0.00</b>	<b>0.00</b>	<b>0.00</b>	<b>0.00</b>	<b>0.00</b>	<b>0.00</b>	<b>0.00 %</b>

Department: 000 - BASIC OPERATIONS

Expense								
<u>058-000-49000</u>	PAYMENTS TO STATE	0.00	0.00	0.00	0.00	0.00	0.00	0.00 %
<u>058-000-49110</u>	TRANSFER TO GENERAL FUND	0.00	0.00	0.00	0.00	0.00	0.00	0.00 %
<b>Expense Total:</b>		<b>0.00</b>	<b>0.00</b>	<b>0.00</b>	<b>0.00</b>	<b>0.00</b>	<b>0.00</b>	<b>0.00 %</b>
<b>Department 000 Total:</b>		<b>0.00</b>	<b>0.00</b>	<b>0.00</b>	<b>0.00</b>	<b>0.00</b>	<b>0.00</b>	<b>0.00 %</b>
<b>Fund 058 Total:</b>		<b>0.00</b>	<b>0.00</b>	<b>0.00</b>	<b>0.00</b>	<b>0.00</b>	<b>0.00</b>	<b>0.00 %</b>

Fund: 059 - STATE-CVC

Revenue								
<u>059-30000</u>	BEGINNING BALANCE	0.00	0.00	0.00	0.00	0.00	0.00	0.00 %
<u>059-32506</u>	JUSTICE OF PEACE REVENUE	0.00	0.00	48.00	297.00	0.00	-297.00	0.00 %
<u>059-32515</u>	DISTRICT & COUNTY CLERK REVNUe	0.00	0.00	25.00	1,330.00	0.00	-1,330.00	0.00 %
<u>059-35100</u>	INTEREST ON INVESTMENTS	0.00	0.00	0.29	0.54	0.00	-0.54	0.00 %
<u>059-38102</u>	CVC JUROR DONATIONS	0.00	0.00	24.00	230.00	0.00	-230.00	0.00 %
<u>059-39999</u>	ACTUAL REVENUES	0.00	0.00	0.00	0.00	0.00	0.00	0.00 %
<b>Revenue Total:</b>		<b>0.00</b>	<b>0.00</b>	<b>97.29</b>	<b>1,857.54</b>	<b>0.00</b>	<b>-1,857.54</b>	<b>0.00 %</b>

Department: 000 - BASIC OPERATIONS

Expense								
<u>059-000-49000</u>	PAYMENTS TO STATE	0.00	0.00	0.00	1,380.45	0.00	-1,380.45	0.00 %

Budget Report

For Fiscal: 2012 Period Ending: 06/30/2012

	Original Total Budget	Current Total Budget	Period Activity	Fiscal Activity	Encumbrances	Budget Remaining	Percent Remaining
059-000-49110 TRANSFER TO GENERAL FUND	0.00	0.00	0.00	0.00	0.00	0.00	0.00 %
<b>Expense Total:</b>	<b>0.00</b>	<b>0.00</b>	<b>0.00</b>	<b>1,380.45</b>	<b>0.00</b>	<b>-1,380.45</b>	<b>0.00 %</b>
<b>Department 000 Total:</b>	<b>0.00</b>	<b>0.00</b>	<b>0.00</b>	<b>1,380.45</b>	<b>0.00</b>	<b>-1,380.45</b>	<b>0.00 %</b>
<b>Fund 059 Total:</b>	<b>0.00</b>	<b>0.00</b>	<b>-97.29</b>	<b>-477.09</b>	<b>0.00</b>	<b>477.09</b>	<b>0.00 %</b>

Fund: 060 - STATE-OCLF INSURANCE

Revenue							
060-30000 BEGINNING BALANCE	0.00	0.00	0.00	0.00	0.00	0.00	0.00 %
060-32507 JUSTICE PEACE REV 91-93	0.00	0.00	0.00	0.00	0.00	0.00	0.00 %
060-32508 JUSTICE PEACE REV 93-95	0.00	0.00	0.00	0.00	0.00	0.00	0.00 %
060-32509 JUSTICE PEACE REV 95-97	0.00	0.00	0.00	0.00	0.00	0.00	0.00 %
060-35100 INTEREST ON INVESTMENTS	0.00	0.00	0.03	0.06	0.00	-0.06	0.00 %
060-39999 ACTUAL REVENUES	0.00	0.00	0.00	0.00	0.00	0.00	0.00 %
<b>Revenue Total:</b>	<b>0.00</b>	<b>0.00</b>	<b>0.03</b>	<b>0.06</b>	<b>0.00</b>	<b>-0.06</b>	<b>0.00 %</b>

Department: 000 - BASIC OPERATIONS

Expense							
060-000-49000 PAYMENTS TO STATE	0.00	0.00	0.00	0.00	0.00	0.00	0.00 %
060-000-49110 TRANSFER TO GENERAL FUND	0.00	0.00	0.00	0.00	0.00	0.00	0.00 %
<b>Expense Total:</b>	<b>0.00</b>	<b>0.00</b>	<b>0.00</b>	<b>0.00</b>	<b>0.00</b>	<b>0.00</b>	<b>0.00 %</b>
<b>Department 000 Total:</b>	<b>0.00</b>	<b>0.00</b>	<b>0.00</b>	<b>0.00</b>	<b>0.00</b>	<b>0.00</b>	<b>0.00 %</b>
<b>Fund 060 Total:</b>	<b>0.00</b>	<b>0.00</b>	<b>-0.03</b>	<b>-0.06</b>	<b>0.00</b>	<b>0.06</b>	<b>0.00 %</b>

Fund: 061 - STATE-DPS ARREST FEE

Revenue							
061-30000 BEGINNING BALANCE	0.00	0.00	0.00	0.00	0.00	0.00	0.00 %
061-32500 JUSTICE OF PEACE FEES	0.00	0.00	412.00	2,747.17	0.00	-2,747.17	0.00 %
061-32514 COUNTY & DISTRICT CLERK FEES	0.00	0.00	20.00	175.00	0.00	-175.00	0.00 %
061-35100 INTEREST ON INVESTMENTS	0.00	0.00	1.99	4.09	0.00	-4.09	0.00 %
061-39999 ACTUAL REVENUES	0.00	0.00	0.00	0.00	0.00	0.00	0.00 %
<b>Revenue Total:</b>	<b>0.00</b>	<b>0.00</b>	<b>433.99</b>	<b>2,926.26</b>	<b>0.00</b>	<b>-2,926.26</b>	<b>0.00 %</b>

Department: 000 - BASIC OPERATIONS

Expense							
061-000-49000 PAYMENTS TO STATE	0.00	0.00	0.00	640.46	0.00	-640.46	0.00 %
061-000-49110 TRANSFER TO GENERAL FUND	0.00	0.00	0.00	0.00	0.00	0.00	0.00 %
<b>Expense Total:</b>	<b>0.00</b>	<b>0.00</b>	<b>0.00</b>	<b>640.46</b>	<b>0.00</b>	<b>-640.46</b>	<b>0.00 %</b>
<b>Department 000 Total:</b>	<b>0.00</b>	<b>0.00</b>	<b>0.00</b>	<b>640.46</b>	<b>0.00</b>	<b>-640.46</b>	<b>0.00 %</b>
<b>Fund 061 Total:</b>	<b>0.00</b>	<b>0.00</b>	<b>-433.99</b>	<b>-2,285.80</b>	<b>0.00</b>	<b>2,285.80</b>	<b>0.00 %</b>

Fund: 062 - STATE-COMP REHABILITAT'N

Revenue							
062-30000 BEGINNING BALANCE	0.00	0.00	0.00	0.00	0.00	0.00	0.00 %
062-32507 JUSTICE PEACE REV 91-93	0.00	0.00	0.00	0.00	0.00	0.00	0.00 %

Budget Report

For Fiscal: 2012 Period Ending: 06/30/2012

		Original Total Budget	Current Total Budget	Period Activity	Fiscal Activity	Encumbrances	Budget Remaining	Percent Remaining
062-32508	JUSTICE PEACE REV 93-95	0.00	0.00	0.00	0.00	0.00	0.00	0.00 %
062-32509	JUSTICE PEACE REV 95-97	0.00	0.00	0.00	0.00	0.00	0.00	0.00 %
062-32515	DISTRICT & COUNTY CLERK REVNU	0.00	0.00	0.00	0.00	0.00	0.00	0.00 %
062-35100	INTEREST ON INVESTMENTS	0.00	0.00	0.00	0.00	0.00	0.00	0.00 %
062-39999	ACTUAL REVENUES	0.00	0.00	0.00	0.00	0.00	0.00	0.00 %
<b>Revenue Total:</b>		<b>0.00</b>	<b>0.00</b>	<b>0.00</b>	<b>0.00</b>	<b>0.00</b>	<b>0.00</b>	<b>0.00 %</b>

Department: 000 - BASIC OPERATIONS

Expense								
062-000-49000	PAYMENTS TO STATE	0.00	0.00	0.00	0.00	0.00	0.00	0.00 %
062-000-49110	TRANSFER TO GENERAL FUND	0.00	0.00	0.00	0.00	0.00	0.00	0.00 %
<b>Expense Total:</b>		<b>0.00</b>	<b>0.00</b>	<b>0.00</b>	<b>0.00</b>	<b>0.00</b>	<b>0.00</b>	<b>0.00 %</b>
<b>Department 000 Total:</b>		<b>0.00</b>	<b>0.00</b>	<b>0.00</b>	<b>0.00</b>	<b>0.00</b>	<b>0.00</b>	<b>0.00 %</b>
<b>Fund 062 Total:</b>		<b>0.00</b>	<b>0.00</b>	<b>0.00</b>	<b>0.00</b>	<b>0.00</b>	<b>0.00</b>	<b>0.00 %</b>

Fund: 063 - STATE-GENERAL REVENUE

Revenue								
063-30000	BEGINNING BALANCE	0.00	0.00	0.00	0.00	0.00	0.00	0.00 %
063-32507	JUSTICE PEACE REV 91-93	0.00	0.00	0.00	0.00	0.00	0.00	0.00 %
063-32508	JUSTICE PEACE REV 93-95	0.00	0.00	0.00	0.00	0.00	0.00	0.00 %
063-32509	JUSTICE PEACE REV 95-97	0.00	0.00	80.00	160.00	0.00	-160.00	0.00 %
063-32510	DIST & CO CLK REV 91-93	0.00	0.00	0.00	0.00	0.00	0.00	0.00 %
063-32511	DIST & CO CLK REV 93-95	0.00	0.00	0.00	0.00	0.00	0.00	0.00 %
063-32512	DIST & CO CLK REV 95-97	0.00	0.00	0.00	180.00	0.00	-180.00	0.00 %
063-35100	INTEREST ON INVESTMENTS	0.00	0.00	0.00	0.00	0.00	0.00	0.00 %
063-39999	ACTUAL REVENUES	0.00	0.00	0.00	0.00	0.00	0.00	0.00 %
<b>Revenue Total:</b>		<b>0.00</b>	<b>0.00</b>	<b>80.00</b>	<b>340.00</b>	<b>0.00</b>	<b>-340.00</b>	<b>0.00 %</b>

Department: 000 - BASIC OPERATIONS

Expense								
063-000-49000	PAYMENTS TO STATE	0.00	0.00	0.00	126.13	0.00	-126.13	0.00 %
063-000-49110	TRANSFER TO GENERAL FUND	0.00	0.00	0.00	0.00	0.00	0.00	0.00 %
<b>Expense Total:</b>		<b>0.00</b>	<b>0.00</b>	<b>0.00</b>	<b>126.13</b>	<b>0.00</b>	<b>-126.13</b>	<b>0.00 %</b>
<b>Department 000 Total:</b>		<b>0.00</b>	<b>0.00</b>	<b>0.00</b>	<b>126.13</b>	<b>0.00</b>	<b>-126.13</b>	<b>0.00 %</b>
<b>Fund 063 Total:</b>		<b>0.00</b>	<b>0.00</b>	<b>-80.00</b>	<b>-213.87</b>	<b>0.00</b>	<b>213.87</b>	<b>0.00 %</b>

Fund: 064 - STATE-LAW ENFORCEMENT MGT

Revenue								
064-30000	BEGINNING BALANCE	0.00	0.00	0.00	0.00	0.00	0.00	0.00 %
064-32507	JUSTICE PEACE REV 91-93	0.00	0.00	0.00	0.00	0.00	0.00	0.00 %
064-32508	JUSTICE PEACE REV 93-95	0.00	0.00	0.00	0.00	0.00	0.00	0.00 %
064-32509	JUSTICE PEACE REV 95-97	0.00	0.00	0.00	0.00	0.00	0.00	0.00 %
064-32510	DIST & CO CLK REV 91-93	0.00	0.00	0.00	0.00	0.00	0.00	0.00 %
064-32511	DIST & CO CLK REV 93-95	0.00	0.00	0.00	0.00	0.00	0.00	0.00 %



Budget Report

For Fiscal: 2012 Period Ending: 06/30/2012

		Original Total Budget	Current Total Budget	Period Activity	Fiscal Activity	Encumbrances	Budget Remaining	Percent Remaining
<u>064-32512</u>	DIST & CO CLK REV 95-97	0.00	0.00	0.00	0.50	0.00	-0.50	0.00 %
<u>064-35100</u>	INTEREST ON INVESTMENTS	0.00	0.00	0.00	0.00	0.00	0.00	0.00 %
<u>064-39999</u>	ACTUAL REVENUES	0.00	0.00	0.00	0.00	0.00	0.00	0.00 %
<b>Revenue Total:</b>		<b>0.00</b>	<b>0.00</b>	<b>0.00</b>	<b>0.50</b>	<b>0.00</b>	<b>-0.50</b>	<b>0.00 %</b>

Department: 000 - BASIC OPERATIONS

Expense								
<u>064-000-49000</u>	PAYMENTS TO STATE	0.00	0.00	0.00	0.00	0.00	0.00	0.00 %
<u>064-000-49110</u>	TRANSFER TO GENERAL FUND	0.00	0.00	0.00	0.00	0.00	0.00	0.00 %
<b>Expense Total:</b>		<b>0.00</b>	<b>0.00</b>	<b>0.00</b>	<b>0.00</b>	<b>0.00</b>	<b>0.00</b>	<b>0.00 %</b>
<b>Department 000 Total:</b>		<b>0.00</b>	<b>0.00</b>	<b>0.00</b>	<b>0.00</b>	<b>0.00</b>	<b>0.00</b>	<b>0.00 %</b>
<b>Fund 064 Total:</b>		<b>0.00</b>	<b>0.00</b>	<b>0.00</b>	<b>-0.50</b>	<b>0.00</b>	<b>0.50</b>	<b>0.00 %</b>

Fund: 065 - STATE-BREATH ALCOHOL TEST

Revenue								
<u>065-30000</u>	BEGINNING BALANCE	0.00	0.00	0.00	0.00	0.00	0.00	0.00 %
<u>065-32507</u>	JUSTICE PEACE REV 91-93	0.00	0.00	0.00	0.00	0.00	0.00	0.00 %
<u>065-32508</u>	JUSTICE PEACE REV 93-95	0.00	0.00	0.00	0.00	0.00	0.00	0.00 %
<u>065-32509</u>	JUSTICE PEACE REV 95-97	0.00	0.00	0.00	0.00	0.00	0.00	0.00 %
<u>065-32515</u>	DISTRICT & COUNTY CLERK REVNU	0.00	0.00	0.00	0.00	0.00	0.00	0.00 %
<u>065-35100</u>	INTEREST ON INVESTMENTS	0.00	0.00	0.00	0.00	0.00	0.00	0.00 %
<u>065-39999</u>	ACTUAL REVENUES	0.00	0.00	0.00	0.00	0.00	0.00	0.00 %
<b>Revenue Total:</b>		<b>0.00</b>	<b>0.00</b>	<b>0.00</b>	<b>0.00</b>	<b>0.00</b>	<b>0.00</b>	<b>0.00 %</b>

Department: 000 - BASIC OPERATIONS

Expense								
<u>065-000-49000</u>	PAYMENTS TO STATE	0.00	0.00	0.00	0.00	0.00	0.00	0.00 %
<u>065-000-49110</u>	TRANSFER TO GENERAL FUND	0.00	0.00	0.00	0.00	0.00	0.00	0.00 %
<b>Expense Total:</b>		<b>0.00</b>	<b>0.00</b>	<b>0.00</b>	<b>0.00</b>	<b>0.00</b>	<b>0.00</b>	<b>0.00 %</b>
<b>Department 000 Total:</b>		<b>0.00</b>	<b>0.00</b>	<b>0.00</b>	<b>0.00</b>	<b>0.00</b>	<b>0.00</b>	<b>0.00 %</b>
<b>Fund 065 Total:</b>		<b>0.00</b>	<b>0.00</b>	<b>0.00</b>	<b>0.00</b>	<b>0.00</b>	<b>0.00</b>	<b>0.00 %</b>

Fund: 066 - STATE-LEOA

Revenue								
<u>066-30000</u>	BEGINNING BALANCE	0.00	0.00	0.00	0.00	0.00	0.00	0.00 %
<u>066-32507</u>	JUSTICE PEACE REV 91-93	0.00	0.00	0.00	0.00	0.00	0.00	0.00 %
<u>066-32508</u>	JUSTICE PEACE REV 93-95	0.00	0.00	0.00	0.00	0.00	0.00	0.00 %
<u>066-32509</u>	JUSTICE PEACE REV 95-97	0.00	0.00	0.00	0.00	0.00	0.00	0.00 %
<u>066-32510</u>	DIST & CO CLK REV 91-93	0.00	0.00	0.00	0.00	0.00	0.00	0.00 %
<u>066-32511</u>	DIST & CO CLK REV 93-95	0.00	0.00	0.00	0.00	0.00	0.00	0.00 %
<u>066-32512</u>	DIST & CO CLK REV 95-97	0.00	0.00	0.00	1.00	0.00	-1.00	0.00 %
<u>066-35100</u>	INTEREST ON INVESTMENTS	0.00	0.00	0.00	0.00	0.00	0.00	0.00 %
<u>066-39999</u>	ACTUAL REVENUES	0.00	0.00	0.00	0.00	0.00	0.00	0.00 %
<b>Revenue Total:</b>		<b>0.00</b>	<b>0.00</b>	<b>0.00</b>	<b>1.00</b>	<b>0.00</b>	<b>-1.00</b>	<b>0.00 %</b>

Budget Report

For Fiscal: 2012 Period Ending: 06/30/2012

		Original Total Budget	Current Total Budget	Period Activity	Fiscal Activity	Encumbrances	Budget Remaining	Percent Remaining
<b>Department: 000 - BASIC OPERATIONS</b>								
<b>Expense</b>								
<u>066-000-49000</u>	PAYMENTS TO STATE	0.00	0.00	0.00	0.00	0.00	0.00	0.00 %
<u>066-000-49110</u>	TRANSFER TO GENERAL FUND	0.00	0.00	0.00	0.00	0.00	0.00	0.00 %
<b>Expense Total:</b>		<b>0.00</b>	<b>0.00</b>	<b>0.00</b>	<b>0.00</b>	<b>0.00</b>	<b>0.00</b>	<b>0.00 %</b>
<b>Department 000 Total:</b>		<b>0.00</b>	<b>0.00</b>	<b>0.00</b>	<b>0.00</b>	<b>0.00</b>	<b>0.00</b>	<b>0.00 %</b>
<b>Fund 066 Total:</b>		<b>0.00</b>	<b>0.00</b>	<b>0.00</b>	<b>-1.00</b>	<b>0.00</b>	<b>1.00</b>	<b>0.00 %</b>

**Fund: 067 - STATE-TLFTA**

<b>Revenue</b>								
<u>067-30000</u>	BEGINNING BALANCE	0.00	0.00	0.00	0.00	0.00	0.00	0.00 %
<u>067-32507</u>	JUSTICE PEACE REV 91-93	0.00	0.00	0.00	0.00	0.00	0.00	0.00 %
<u>067-32508</u>	JUSTICE PEACE REV 93-95	0.00	0.00	0.00	240.00	0.00	-240.00	0.00 %
<u>067-32509</u>	JUSTICE PEACE REV 95-97	0.00	0.00	30.00	133.00	0.00	-133.00	0.00 %
<u>067-32510</u>	DIST & CO CLK REV 91-93	0.00	0.00	0.00	0.00	0.00	0.00	0.00 %
<u>067-32511</u>	DIST & CO CLK REV 93-95	0.00	0.00	0.00	0.00	0.00	0.00	0.00 %
<u>067-32512</u>	DIST & CO CLK REV 95-97	0.00	0.00	0.00	0.00	0.00	0.00	0.00 %
<u>067-35100</u>	INTEREST ON INVESTMENTS	0.00	0.00	0.00	0.01	0.00	-0.01	0.00 %
<u>067-39999</u>	ACTUAL REVENUES	0.00	0.00	0.00	0.00	0.00	0.00	0.00 %
<b>Revenue Total:</b>		<b>0.00</b>	<b>0.00</b>	<b>30.00</b>	<b>373.01</b>	<b>0.00</b>	<b>-373.01</b>	<b>0.00 %</b>

**Department: 000 - BASIC OPERATIONS**

<b>Expense</b>								
<u>067-000-49000</u>	PAYMENTS TO STATE	0.00	0.00	0.00	498.00	0.00	-498.00	0.00 %
<u>067-000-49110</u>	TRANSFER TO GENERAL FUND	0.00	0.00	0.00	0.00	0.00	0.00	0.00 %
<b>Expense Total:</b>		<b>0.00</b>	<b>0.00</b>	<b>0.00</b>	<b>498.00</b>	<b>0.00</b>	<b>-498.00</b>	<b>0.00 %</b>
<b>Department 000 Total:</b>		<b>0.00</b>	<b>0.00</b>	<b>0.00</b>	<b>498.00</b>	<b>0.00</b>	<b>-498.00</b>	<b>0.00 %</b>
<b>Fund 067 Total:</b>		<b>0.00</b>	<b>0.00</b>	<b>-30.00</b>	<b>124.99</b>	<b>0.00</b>	<b>-124.99</b>	<b>0.00 %</b>

**Fund: 068 - STATE-TIME PAYMENT**

<b>Revenue</b>								
<u>068-30000</u>	BEGINNING BALANCE	0.00	0.00	0.00	0.00	0.00	0.00	0.00 %
<u>068-32500</u>	JUSTICE OF PEACE FEES	0.00	0.00	0.00	316.40	0.00	-316.40	0.00 %
<u>068-32514</u>	COUNTY & DISTRICT CLERK FEES	0.00	0.00	229.00	1,285.00	0.00	-1,285.00	0.00 %
<u>068-35100</u>	INTEREST ON INVESTMENTS	0.00	0.00	0.56	1.22	0.00	-1.22	0.00 %
<u>068-39999</u>	ACTUAL REVENUES	0.00	0.00	0.00	0.00	0.00	0.00	0.00 %
<b>Revenue Total:</b>		<b>0.00</b>	<b>0.00</b>	<b>229.56</b>	<b>1,602.62</b>	<b>0.00</b>	<b>-1,602.62</b>	<b>0.00 %</b>

**Department: 000 - BASIC OPERATIONS**

<b>Expense</b>								
<u>068-000-49000</u>	PAYMENTS TO STATE	0.00	0.00	0.00	1,587.44	0.00	-1,587.44	0.00 %

Budget Report

For Fiscal: 2012 Period Ending: 06/30/2012

		Original Total Budget	Current Total Budget	Period Activity	Fiscal Activity	Encumbrances	Budget Remaining	Percent Remaining
<u>068-000-49110</u>	TRANSFER TO GENERAL FUND	0.00	0.00	0.00	0.00	0.00	0.00	0.00 %
	<b>Expense Total:</b>	<b>0.00</b>	<b>0.00</b>	<b>0.00</b>	<b>1,587.44</b>	<b>0.00</b>	<b>-1,587.44</b>	<b>0.00 %</b>
	<b>Department 000 Total:</b>	<b>0.00</b>	<b>0.00</b>	<b>0.00</b>	<b>1,587.44</b>	<b>0.00</b>	<b>-1,587.44</b>	<b>0.00 %</b>
	<b>Fund 068 Total:</b>	<b>0.00</b>	<b>0.00</b>	<b>-229.56</b>	<b>-15.18</b>	<b>0.00</b>	<b>15.18</b>	<b>0.00 %</b>
<b>Fund: 069 - STATE-FUGITIVE APPREHENSION</b>								
<b>Revenue</b>								
<u>069-30000</u>	BEGINNING BALANCE	0.00	0.00	0.00	0.00	0.00	0.00	0.00 %
<u>069-32500</u>	JUSTICE OF PEACE FEES	0.00	0.00	0.00	25.00	0.00	-25.00	0.00 %
<u>069-32514</u>	COUNTY & DISTRICT CLERK FEES	0.00	0.00	20.00	180.00	0.00	-180.00	0.00 %
<u>069-35100</u>	INTEREST ON INVESTMENTS	0.00	0.00	0.04	0.07	0.00	-0.07	0.00 %
<u>069-39999</u>	ACTUAL REVENUES	0.00	0.00	0.00	0.00	0.00	0.00	0.00 %
	<b>Revenue Total:</b>	<b>0.00</b>	<b>0.00</b>	<b>20.04</b>	<b>205.07</b>	<b>0.00</b>	<b>-205.07</b>	<b>0.00 %</b>
<b>Department: 000 - BASIC OPERATIONS</b>								
<b>Expense</b>								
<u>069-000-49000</u>	PAYMENTS TO STATE	0.00	0.00	0.00	153.00	0.00	-153.00	0.00 %
<u>069-000-49110</u>	TRANSFER TO GENERAL FUND	0.00	0.00	0.00	0.00	0.00	0.00	0.00 %
	<b>Expense Total:</b>	<b>0.00</b>	<b>0.00</b>	<b>0.00</b>	<b>153.00</b>	<b>0.00</b>	<b>-153.00</b>	<b>0.00 %</b>
	<b>Department 000 Total:</b>	<b>0.00</b>	<b>0.00</b>	<b>0.00</b>	<b>153.00</b>	<b>0.00</b>	<b>-153.00</b>	<b>0.00 %</b>
	<b>Fund 069 Total:</b>	<b>0.00</b>	<b>0.00</b>	<b>-20.04</b>	<b>-52.07</b>	<b>0.00</b>	<b>52.07</b>	<b>0.00 %</b>
<b>Fund: 070 - STATE-CONSOLIDATED COURT COSTS</b>								
<b>Revenue</b>								
<u>070-30000</u>	BEGINNING BALANCE	0.00	0.00	0.00	0.00	0.00	0.00	0.00 %
<u>070-32500</u>	JUSTICE OF PEACE FEES	0.00	0.00	3,643.34	23,995.00	0.00	-23,995.00	0.00 %
<u>070-32514</u>	COUNTY & DISTRICT CLERK FEES	0.00	0.00	650.55	5,031.43	0.00	-5,031.43	0.00 %
<u>070-35100</u>	INTEREST ON INVESTMENTS	0.00	0.00	4.76	9.56	0.00	-9.56	0.00 %
<u>070-39999</u>	ACTUAL REVENUES	0.00	0.00	0.00	0.00	0.00	0.00	0.00 %
	<b>Revenue Total:</b>	<b>0.00</b>	<b>0.00</b>	<b>4,298.65</b>	<b>29,035.99</b>	<b>0.00</b>	<b>-29,035.99</b>	<b>0.00 %</b>
<b>Department: 000 - BASIC OPERATIONS</b>								
<b>Expense</b>								
<u>070-000-49000</u>	PAYMENTS TO STATE	0.00	0.00	0.00	27,360.51	0.00	-27,360.51	0.00 %
<u>070-000-49110</u>	TRANSFER TO GENERAL FUND	0.00	0.00	0.00	0.00	0.00	0.00	0.00 %
	<b>Expense Total:</b>	<b>0.00</b>	<b>0.00</b>	<b>0.00</b>	<b>27,360.51</b>	<b>0.00</b>	<b>-27,360.51</b>	<b>0.00 %</b>
	<b>Department 000 Total:</b>	<b>0.00</b>	<b>0.00</b>	<b>0.00</b>	<b>27,360.51</b>	<b>0.00</b>	<b>-27,360.51</b>	<b>0.00 %</b>
	<b>Fund 070 Total:</b>	<b>0.00</b>	<b>0.00</b>	<b>-4,298.65</b>	<b>-1,675.48</b>	<b>0.00</b>	<b>1,675.48</b>	<b>0.00 %</b>
<b>Fund: 071 - STATE-JUVENILE CRIME &amp; DELINQ</b>								
<b>Revenue</b>								
<u>071-30000</u>	BEGINNING BALANCE	0.00	0.00	0.00	0.00	0.00	0.00	0.00 %
<u>071-32500</u>	JUSTICE OF PEACE FEES	0.00	0.00	0.00	1.25	0.00	-1.25	0.00 %
<u>071-32514</u>	COUNTY & DISTRICT CLERK FEES	0.00	0.00	0.00	15.00	0.00	-15.00	0.00 %

Budget Report

For Fiscal: 2012 Period Ending: 06/30/2012

		Original Total Budget	Current Total Budget	Period Activity	Fiscal Activity	Encumbrances	Budget Remaining	Percent Remaining
071-35100	INTEREST ON INVESTMENTS	0.00	0.00	0.00	0.00	0.00	0.00	0.00 %
071-39999	ACTUAL REVENUES	0.00	0.00	0.00	0.00	0.00	0.00	0.00 %
<b>Revenue Total:</b>		<b>0.00</b>	<b>0.00</b>	<b>0.00</b>	<b>16.25</b>	<b>0.00</b>	<b>-16.25</b>	<b>0.00 %</b>
<b>Department: 000 - BASIC OPERATIONS</b>								
<b>Expense</b>								
071-000-49000	PAYMENTS TO STATE	0.00	0.00	0.00	13.27	0.00	-13.27	0.00 %
071-000-49110	TRANSFER TO GENERAL FUND	0.00	0.00	0.00	0.00	0.00	0.00	0.00 %
<b>Expense Total:</b>		<b>0.00</b>	<b>0.00</b>	<b>0.00</b>	<b>13.27</b>	<b>0.00</b>	<b>-13.27</b>	<b>0.00 %</b>
<b>Department 000 Total:</b>		<b>0.00</b>	<b>0.00</b>	<b>0.00</b>	<b>13.27</b>	<b>0.00</b>	<b>-13.27</b>	<b>0.00 %</b>
<b>Fund 071 Total:</b>		<b>0.00</b>	<b>0.00</b>	<b>0.00</b>	<b>-2.98</b>	<b>0.00</b>	<b>2.98</b>	<b>0.00 %</b>
<b>Fund: 072 - TYLER COUNTY SEACH &amp; RESCUE</b>								
<b>Revenue</b>								
072-30000	BEGINNING BALANCE	0.00	0.00	0.00	0.00	0.00	0.00	0.00 %
072-31301	LOCAL CONTRIBUTIONS	0.00	0.00	0.00	0.00	0.00	0.00	0.00 %
072-35100	INTEREST ON INVESTMENTS	0.00	0.00	0.03	0.06	0.00	-0.06	0.00 %
072-38113	OTHER INCOME	0.00	0.00	0.00	0.00	0.00	0.00	0.00 %
072-39999	ACTUAL REVENUES	0.00	0.00	0.00	0.00	0.00	0.00	0.00 %
<b>Revenue Total:</b>		<b>0.00</b>	<b>0.00</b>	<b>0.03</b>	<b>0.06</b>	<b>0.00</b>	<b>-0.06</b>	<b>0.00 %</b>
<b>Department: 000 - BASIC OPERATIONS</b>								
<b>Expense</b>								
072-000-42661	TRAINING & EDUCATION	0.00	0.00	0.00	0.00	0.00	0.00	0.00 %
072-000-43201	EQUIPMENT	0.00	0.00	0.00	0.00	0.00	0.00	0.00 %
<b>Expense Total:</b>		<b>0.00</b>	<b>0.00</b>	<b>0.00</b>	<b>0.00</b>	<b>0.00</b>	<b>0.00</b>	<b>0.00 %</b>
<b>Department 000 Total:</b>		<b>0.00</b>	<b>0.00</b>	<b>0.00</b>	<b>0.00</b>	<b>0.00</b>	<b>0.00</b>	<b>0.00 %</b>
<b>Fund 072 Total:</b>		<b>0.00</b>	<b>0.00</b>	<b>-0.03</b>	<b>-0.06</b>	<b>0.00</b>	<b>0.06</b>	<b>0.00 %</b>
<b>Fund: 073 - JUSTICE COURT TECHNOLOGY FUND</b>								
<b>Revenue</b>								
073-30000	BEGINNING BALANCE	0.00	0.00	0.00	0.00	0.00	0.00	0.00 %
073-32500	JUSTICE OF PEACE FEES	0.00	10,000.00	373.00	2,380.00	0.00	7,620.00	76.20 %
073-35100	INTEREST ON INVESTMENTS	0.00	0.00	5.55	12.36	0.00	-12.36	0.00 %
073-39999	ACTUAL REVENUES	0.00	0.00	0.00	0.00	0.00	0.00	0.00 %
<b>Revenue Total:</b>		<b>0.00</b>	<b>10,000.00</b>	<b>378.55</b>	<b>2,392.36</b>	<b>0.00</b>	<b>7,607.64</b>	<b>76.08 %</b>
<b>Department: 000 - BASIC OPERATIONS</b>								
<b>Expense</b>								
073-000-42101	SUPPLIES	0.00	2,500.00	48.59	1,284.99	0.00	1,215.01	48.60 %
073-000-42600	PROFESSIONAL SERVICES	0.00	2,500.00	0.00	0.00	0.00	2,500.00	100.00 %
073-000-43200	PURCHASE OF EQUIPMENT	0.00	5,000.00	0.00	0.00	0.00	5,000.00	100.00 %

Budget Report

For Fiscal: 2012 Period Ending: 06/30/2012

		Original Total Budget	Current Total Budget	Period Activity	Fiscal Activity	Encumbrances	Budget Remaining	Percent Remaining
073-000-43900	ENHANCEMENTS	0.00	0.00	0.00	0.00	0.00	0.00	0.00 %
<b>Expense Total:</b>		<b>0.00</b>	<b>10,000.00</b>	<b>48.59</b>	<b>1,284.99</b>	<b>0.00</b>	<b>8,715.01</b>	<b>87.15 %</b>
<b>Department 000 Total:</b>		<b>0.00</b>	<b>10,000.00</b>	<b>48.59</b>	<b>1,284.99</b>	<b>0.00</b>	<b>8,715.01</b>	<b>87.15 %</b>
<b>Fund 073 Total:</b>		<b>0.00</b>	<b>0.00</b>	<b>-329.96</b>	<b>-1,107.37</b>	<b>0.00</b>	<b>1,107.37</b>	<b>0.00 %</b>

Fund: 074 - HOMELAND SECURITY

Revenue								
074-30000	BEGINNING BALANCE	0.00	0.00	0.00	0.00	0.00	0.00	0.00 %
074-31006	HOMELAND SECURITY FUNDING	0.00	0.00	0.00	0.00	0.00	0.00	0.00 %
074-31300	LOCAL MATCHING FUNDS	0.00	0.00	0.00	0.00	0.00	0.00	0.00 %
074-35100	INTEREST ON INVESTMENTS	0.00	0.00	1.34	3.02	0.00	-3.02	0.00 %
074-36111	TEXAS FOREST SERVICE GRANT	0.00	0.00	0.00	0.00	0.00	0.00	0.00 %
074-37100	FEMA REIMBURSEMENTS	0.00	0.00	0.00	0.00	0.00	0.00	0.00 %
074-39999	ACTUAL REVENUES	0.00	0.00	0.00	0.00	0.00	0.00	0.00 %
<b>Revenue Total:</b>		<b>0.00</b>	<b>0.00</b>	<b>1.34</b>	<b>3.02</b>	<b>0.00</b>	<b>-3.02</b>	<b>0.00 %</b>

Department: 000 - BASIC OPERATIONS

Expense								
074-000-42696	RENTAL OF EQUIPMENT	0.00	0.00	0.00	0.00	0.00	0.00	0.00 %
074-000-42998	MISCELLANEOUS SUPPLIES	0.00	0.00	0.00	0.00	0.00	0.00	0.00 %
074-000-43201	EQUIPMENT	0.00	0.00	0.00	0.00	0.00	0.00	0.00 %
074-000-43230	COMMUNICATION EQUIPMENT	0.00	0.00	0.00	0.00	0.00	0.00	0.00 %
074-000-49110	TRANSFER TO GENERAL FUND	0.00	0.00	0.00	0.00	0.00	0.00	0.00 %
<b>Expense Total:</b>		<b>0.00</b>	<b>0.00</b>	<b>0.00</b>	<b>0.00</b>	<b>0.00</b>	<b>0.00</b>	<b>0.00 %</b>
<b>Department 000 Total:</b>		<b>0.00</b>	<b>0.00</b>	<b>0.00</b>	<b>0.00</b>	<b>0.00</b>	<b>0.00</b>	<b>0.00 %</b>
<b>Fund 074 Total:</b>		<b>0.00</b>	<b>0.00</b>	<b>-1.34</b>	<b>-3.02</b>	<b>0.00</b>	<b>3.02</b>	<b>0.00 %</b>

Fund: 075 - CORR MGT INST TX/CRIM JUST CTR

Revenue								
075-30000	BEGINNING BALANCE	0.00	0.00	0.00	0.00	0.00	0.00	0.00 %
075-32500	JUSTICE OF PEACE FEES	0.00	0.00	0.00	0.00	0.00	0.00	0.00 %
075-32514	COUNTY & DISTRICT CLERK FEES	0.00	0.00	0.00	15.00	0.00	-15.00	0.00 %
075-35100	INTEREST ON INVESTMENTS	0.00	0.00	0.00	0.00	0.00	0.00	0.00 %
<b>Revenue Total:</b>		<b>0.00</b>	<b>0.00</b>	<b>0.00</b>	<b>15.00</b>	<b>0.00</b>	<b>-15.00</b>	<b>0.00 %</b>

Department: 000 - BASIC OPERATIONS

Expense								
075-000-49000	PAYMENTS TO STATE	0.00	0.00	0.00	12.60	0.00	-12.60	0.00 %
075-000-49110	TRANSFER TO GENERAL FUND	0.00	0.00	0.00	0.00	0.00	0.00	0.00 %
<b>Expense Total:</b>		<b>0.00</b>	<b>0.00</b>	<b>0.00</b>	<b>12.60</b>	<b>0.00</b>	<b>-12.60</b>	<b>0.00 %</b>
<b>Department 000 Total:</b>		<b>0.00</b>	<b>0.00</b>	<b>0.00</b>	<b>12.60</b>	<b>0.00</b>	<b>-12.60</b>	<b>0.00 %</b>
<b>Fund 075 Total:</b>		<b>0.00</b>	<b>0.00</b>	<b>0.00</b>	<b>-2.40</b>	<b>0.00</b>	<b>2.40</b>	<b>0.00 %</b>

Budget Report

For Fiscal: 2012 Period Ending: 06/30/2012

	Original Total Budget	Current Total Budget	Period Activity	Fiscal Activity	Encumbrances	Budget Remaining	Percent Remaining
<b>Fund: 076 - EMERGENCY OPERATIONS CENTER</b>							
<b>Revenue</b>							
076-30000	BEGINNING BALANCE	0.00	0.00	0.00	0.00	0.00	0.00 %
076-32119	DONATIONS - OPERATIONS CENTER	-1,000.00	-1,000.00	0.00	2,000.00	-3,000.00	300.00 %
076-35100	INTEREST ON INVESTMENTS	101.00	101.00	27.21	49.43	51.57	51.06 %
076-36100	DETCOG GRANT	0.00	0.00	0.00	0.00	0.00	0.00 %
076-38118	REIMBURSEMENT/MISC INCOME	-100.00	-100.00	0.00	7.67	-107.67	107.67 %
076-39000	TRANSFERS FROM GENERAL FUND	108,694.00	108,694.00	0.00	118,794.00	-10,100.00	-9.29 %
076-39011	TRANSFER FROM HOMELAND SECURIT	0.00	0.00	0.00	0.00	0.00	0.00 %
<b>Revenue Total:</b>	<b>107,695.00</b>	<b>107,695.00</b>	<b>27.21</b>	<b>120,851.10</b>	<b>0.00</b>	<b>-13,156.10</b>	<b>-12.22 %</b>

**Department: 000 - BASIC OPERATIONS**

<b>Expense</b>							
076-000-40000	SALARIES	41,262.55	65,430.55	6,108.98	35,487.35	29,943.20	45.76 %
076-000-40100	SOCIAL SECURITY	3,136.00	4,986.00	467.06	1,865.71	3,120.29	62.58 %
076-000-40110	RETIREMENT	4,110.00	6,520.00	548.35	2,545.37	3,974.63	60.96 %
076-000-40120	HOSPITALIZATION	6,931.00	6,931.00	0.00	0.00	6,931.00	100.00 %
076-000-40130	WORKERS' COMPENSATION	189.00	189.00	0.00	0.00	189.00	100.00 %
076-000-40140	UNEMPLOYMENT INSURANCE	103.00	103.00	0.00	40.70	62.30	60.49 %
076-000-42100	OFFICE SUPPLIES	3,200.00	3,200.00	97.35	1,386.86	1,813.14	56.66 %
076-000-42102	EMERGENCY SUPPLIES/SIGNANGE	1,300.00	1,300.00	0.00	125.50	1,174.50	90.35 %
076-000-42150	UNIFORMS	1,200.00	1,200.00	0.00	717.00	483.00	40.25 %
076-000-42211	STANDBY FUEL	10,000.00	10,000.00	0.00	0.00	10,000.00	100.00 %
076-000-42351	SERVICE OF GENERATORS	3,900.00	3,900.00	0.00	484.00	3,416.00	87.59 %
076-000-42416	VEHICLE OPERATIONS/MAINTENANCE	10,000.00	10,000.00	0.00	3,078.77	6,921.23	69.21 %
076-000-42500	TELEPHONE	4,000.00	4,000.00	9.51	1,979.06	2,020.94	50.52 %
076-000-42663	TRAINING & TRAVEL REIMB.	2,000.00	2,000.00	5.00	695.49	1,304.51	65.23 %
076-000-43200	PURCHASE OF EQUIPMENT	10,521.00	10,521.00	0.00	2,339.93	8,181.07	77.76 %
076-000-43901	STANDBY MAINTENANCE	5,000.00	5,000.00	593.57	2,151.38	2,848.62	56.97 %
<b>Expense Total:</b>	<b>106,852.55</b>	<b>135,280.55</b>	<b>7,829.82</b>	<b>52,897.12</b>	<b>0.00</b>	<b>82,383.43</b>	<b>60.90 %</b>
<b>Department 000 Total:</b>	<b>106,852.55</b>	<b>135,280.55</b>	<b>7,829.82</b>	<b>52,897.12</b>	<b>0.00</b>	<b>82,383.43</b>	<b>60.90 %</b>
<b>Fund 076 Total:</b>	<b>-842.45</b>	<b>27,585.55</b>	<b>7,802.61</b>	<b>-67,953.98</b>	<b>0.00</b>	<b>95,539.53</b>	<b>346.34 %</b>

**Fund: 077 - STATE-TERTIARY CARE FUND**

<b>Revenue</b>							
077-30000	BEGINNING BALANCE	0.00	0.00	0.00	0.00	0.00	0.00 %
077-32505	JUSTICE OF PEACE FINES	0.00	0.00	463.30	1,273.24	-1,273.24	0.00 %
077-35100	INTEREST ON INVESTMENTS	0.00	0.00	4.22	9.47	-9.47	0.00 %
<b>Revenue Total:</b>	<b>0.00</b>	<b>0.00</b>	<b>467.52</b>	<b>1,282.71</b>	<b>0.00</b>	<b>-1,282.71</b>	<b>0.00 %</b>

**Department: 000 - BASIC OPERATIONS**

<b>Expense</b>							
077-000-49000	PAYMENTS TO STATE	0.00	0.00	0.00	1,912.82	-1,912.82	0.00 %

Budget Report

For Fiscal: 2012 Period Ending: 06/30/2012

		Original Total Budget	Current Total Budget	Period Activity	Fiscal Activity	Encumbrances	Budget Remaining	Percent Remaining
<u>077-000-49110</u>	TRANSFER TO GENERAL FUND	0.00	0.00	0.00	0.00	0.00	0.00	0.00 %
	<b>Expense Total:</b>	<b>0.00</b>	<b>0.00</b>	<b>0.00</b>	<b>1,912.82</b>	<b>0.00</b>	<b>-1,912.82</b>	<b>0.00 %</b>
	<b>Department 000 Total:</b>	<b>0.00</b>	<b>0.00</b>	<b>0.00</b>	<b>1,912.82</b>	<b>0.00</b>	<b>-1,912.82</b>	<b>0.00 %</b>
	<b>Fund 077 Total:</b>	<b>0.00</b>	<b>0.00</b>	<b>-467.52</b>	<b>630.11</b>	<b>0.00</b>	<b>-630.11</b>	<b>0.00 %</b>
<b>Fund: 078 - STATE-TRAFFIC FEE</b>								
<b>Revenue</b>								
<u>078-30000</u>	BEGINNING BALANCE	0.00	0.00	0.00	0.00	0.00	0.00	0.00 %
<u>078-32500</u>	JUSTICE OF PEACE FEES	0.00	0.00	2,190.00	13,831.08	0.00	-13,831.08	0.00 %
<u>078-32514</u>	COUNTY & DISTRICT CLERK FEES	0.00	0.00	0.00	0.00	0.00	0.00	0.00 %
<u>078-35100</u>	INTEREST ON INVESTMENTS	0.00	0.00	1.17	2.20	0.00	-2.20	0.00 %
<u>078-39999</u>	ACTUAL REVENUES	0.00	0.00	0.00	0.00	0.00	0.00	0.00 %
	<b>Revenue Total:</b>	<b>0.00</b>	<b>0.00</b>	<b>2,191.17</b>	<b>13,833.28</b>	<b>0.00</b>	<b>-13,833.28</b>	<b>0.00 %</b>
<b>Department: 000 - BASIC OPERATIONS</b>								
<b>Expense</b>								
<u>078-000-49000</u>	PAYMENTS TO STATE	0.00	0.00	0.00	14,303.83	0.00	-14,303.83	0.00 %
<u>078-000-49110</u>	TRANSFER TO GENERAL FUND	0.00	0.00	0.00	0.00	0.00	0.00	0.00 %
	<b>Expense Total:</b>	<b>0.00</b>	<b>0.00</b>	<b>0.00</b>	<b>14,303.83</b>	<b>0.00</b>	<b>-14,303.83</b>	<b>0.00 %</b>
	<b>Department 000 Total:</b>	<b>0.00</b>	<b>0.00</b>	<b>0.00</b>	<b>14,303.83</b>	<b>0.00</b>	<b>-14,303.83</b>	<b>0.00 %</b>
	<b>Fund 078 Total:</b>	<b>0.00</b>	<b>0.00</b>	<b>-2,191.17</b>	<b>470.55</b>	<b>0.00</b>	<b>-470.55</b>	<b>0.00 %</b>
<b>Fund: 079 - STATE-BAIL BOND FEE</b>								
<b>Revenue</b>								
<u>079-30000</u>	BEGINNING BALANCE	0.00	0.00	0.00	0.00	0.00	0.00	0.00 %
<u>079-32104</u>	BAIL BOND FEES	0.00	0.00	1,290.00	5,835.00	0.00	-5,835.00	0.00 %
<u>079-35100</u>	INTEREST ON INVESTMENTS	0.00	0.00	0.79	1.50	0.00	-1.50	0.00 %
<u>079-39999</u>	ACTUAL REVENUES	0.00	0.00	0.00	0.00	0.00	0.00	0.00 %
	<b>Revenue Total:</b>	<b>0.00</b>	<b>0.00</b>	<b>1,290.79</b>	<b>5,836.50</b>	<b>0.00</b>	<b>-5,836.50</b>	<b>0.00 %</b>
<b>Department: 000 - BASIC OPERATIONS</b>								
<b>Expense</b>								
<u>079-000-49000</u>	PAYMENTS TO STATE	0.00	0.00	0.00	4,590.00	0.00	-4,590.00	0.00 %
<u>079-000-49110</u>	TRANSFER TO GENERAL FUND	0.00	0.00	0.00	0.00	0.00	0.00	0.00 %
	<b>Expense Total:</b>	<b>0.00</b>	<b>0.00</b>	<b>0.00</b>	<b>4,590.00</b>	<b>0.00</b>	<b>-4,590.00</b>	<b>0.00 %</b>
	<b>Department 000 Total:</b>	<b>0.00</b>	<b>0.00</b>	<b>0.00</b>	<b>4,590.00</b>	<b>0.00</b>	<b>-4,590.00</b>	<b>0.00 %</b>
	<b>Fund 079 Total:</b>	<b>0.00</b>	<b>0.00</b>	<b>-1,290.79</b>	<b>-1,246.50</b>	<b>0.00</b>	<b>1,246.50</b>	<b>0.00 %</b>
<b>Fund: 080 - STATE-EMS TRAUMA FUND</b>								
<b>Revenue</b>								
<u>080-30000</u>	BEGINNING BALANCE	0.00	0.00	0.00	0.00	0.00	0.00	0.00 %
<u>080-32123</u>	EMS TRAUMA FUND FEES	0.00	0.00	357.00	1,641.00	0.00	-1,641.00	0.00 %
<u>080-35100</u>	INTEREST ON INVESTMENTS	0.00	0.00	0.31	0.60	0.00	-0.60	0.00 %

Budget Report

For Fiscal: 2012 Period Ending: 06/30/2012

		Original Total Budget	Current Total Budget	Period Activity	Fiscal Activity	Encumbrances	Budget Remaining	Percent Remaining
080-39998	ACTUAL EXPENDITURES	0.00	0.00	0.00	0.00	0.00	0.00	0.00 %
<b>Revenue Total:</b>		<b>0.00</b>	<b>0.00</b>	<b>357.31</b>	<b>1,641.60</b>	<b>0.00</b>	<b>-1,641.60</b>	<b>0.00 %</b>
<b>Department: 000 - BASIC OPERATIONS</b>								
<b>Expense</b>								
080-000-49000	PAYMENTS TO STATE	0.00	0.00	0.00	1,341.00	0.00	-1,341.00	0.00 %
080-000-49110	TRANSFER TO GENERAL FUND	0.00	0.00	0.00	0.00	0.00	0.00	0.00 %
<b>Expense Total:</b>		<b>0.00</b>	<b>0.00</b>	<b>0.00</b>	<b>1,341.00</b>	<b>0.00</b>	<b>-1,341.00</b>	<b>0.00 %</b>
<b>Department 000 Total:</b>		<b>0.00</b>	<b>0.00</b>	<b>0.00</b>	<b>1,341.00</b>	<b>0.00</b>	<b>-1,341.00</b>	<b>0.00 %</b>
<b>Fund 080 Total:</b>		<b>0.00</b>	<b>0.00</b>	<b>-357.31</b>	<b>-300.60</b>	<b>0.00</b>	<b>300.60</b>	<b>0.00 %</b>
<b>Fund: 081 - STATE-SEXUAL ASSAULT PROGRAM</b>								
<b>Revenue</b>								
081-30000	BEGINNING BALANCE	0.00	0.00	0.00	0.00	0.00	0.00	0.00 %
081-35100	INTEREST ON INVESTMENTS	0.00	0.00	0.00	0.00	0.00	0.00	0.00 %
081-39999	ACTUAL REVENUES	0.00	0.00	0.00	0.00	0.00	0.00	0.00 %
<b>Revenue Total:</b>		<b>0.00</b>	<b>0.00</b>	<b>0.00</b>	<b>0.00</b>	<b>0.00</b>	<b>0.00</b>	<b>0.00 %</b>
<b>Department: 000 - BASIC OPERATIONS</b>								
<b>Expense</b>								
081-000-49000	PAYMENTS TO STATE	0.00	0.00	0.00	0.00	0.00	0.00	0.00 %
081-000-49110	TRANSFER TO GENERAL FUND	0.00	0.00	0.00	0.00	0.00	0.00	0.00 %
<b>Expense Total:</b>		<b>0.00</b>	<b>0.00</b>	<b>0.00</b>	<b>0.00</b>	<b>0.00</b>	<b>0.00</b>	<b>0.00 %</b>
<b>Department 000 Total:</b>		<b>0.00</b>	<b>0.00</b>	<b>0.00</b>	<b>0.00</b>	<b>0.00</b>	<b>0.00</b>	<b>0.00 %</b>
<b>Fund 081 Total:</b>		<b>0.00</b>	<b>0.00</b>	<b>0.00</b>	<b>0.00</b>	<b>0.00</b>	<b>0.00</b>	<b>0.00 %</b>
<b>Fund: 082 - STATE-SUBSTANCE ABUSE FELONY</b>								
<b>Revenue</b>								
082-30000	BEGINNING BALANCE	0.00	0.00	0.00	0.00	0.00	0.00	0.00 %
082-31154	SUBSTANCE ABUSE FELONY FEE	0.00	0.00	0.00	0.00	0.00	0.00	0.00 %
082-35100	INTEREST ON INVESTMENTS	0.00	0.00	0.00	0.00	0.00	0.00	0.00 %
082-39999	ACTUAL REVENUES	0.00	0.00	0.00	0.00	0.00	0.00	0.00 %
<b>Revenue Total:</b>		<b>0.00</b>	<b>0.00</b>	<b>0.00</b>	<b>0.00</b>	<b>0.00</b>	<b>0.00</b>	<b>0.00 %</b>
<b>Department: 000 - BASIC OPERATIONS</b>								
<b>Expense</b>								
082-000-49000	PAYMENTS TO STATE	0.00	0.00	0.00	0.00	0.00	0.00	0.00 %
082-000-49110	TRANSFER TO GENERAL FUND	0.00	0.00	0.00	0.00	0.00	0.00	0.00 %
<b>Expense Total:</b>		<b>0.00</b>	<b>0.00</b>	<b>0.00</b>	<b>0.00</b>	<b>0.00</b>	<b>0.00</b>	<b>0.00 %</b>
<b>Department 000 Total:</b>		<b>0.00</b>	<b>0.00</b>	<b>0.00</b>	<b>0.00</b>	<b>0.00</b>	<b>0.00</b>	<b>0.00 %</b>
<b>Fund 082 Total:</b>		<b>0.00</b>	<b>0.00</b>	<b>0.00</b>	<b>0.00</b>	<b>0.00</b>	<b>0.00</b>	<b>0.00 %</b>
<b>Fund: 083 - STATE-DNA TESTING FEE</b>								
<b>Revenue</b>								
083-30000	BEGINNING BALANCE	0.00	0.00	0.00	0.00	0.00	0.00	0.00 %



Budget Report

For Fiscal: 2012 Period Ending: 06/30/2012

		Original Total Budget	Current Total Budget	Period Activity	Fiscal Activity	Encumbrances	Budget Remaining	Percent Remaining
<u>083-32120</u>	DNA TESTING FEE	0.00	0.00	0.00	0.00	0.00	0.00	0.00 %
<u>083-32121</u>	DNA TESTING FEE-SB 727	0.00	0.00	0.00	62.00	0.00	-62.00	0.00 %
<u>083-35100</u>	INTEREST ON INVESTMENTS	0.00	0.00	0.00	0.00	0.00	0.00	0.00 %
<u>083-39999</u>	ACTUAL REVENUES	0.00	0.00	0.00	0.00	0.00	0.00	0.00 %
<b>Revenue Total:</b>		<b>0.00</b>	<b>0.00</b>	<b>0.00</b>	<b>62.00</b>	<b>0.00</b>	<b>-62.00</b>	<b>0.00 %</b>

Department: 000 - BASIC OPERATIONS

Expense								
<u>083-000-49000</u>	PAYMENTS TO STATE	0.00	0.00	0.00	61.20	0.00	-61.20	0.00 %
<u>083-000-49110</u>	TRANSFER TO GENERAL FUND	0.00	0.00	0.00	0.00	0.00	0.00	0.00 %
<b>Expense Total:</b>		<b>0.00</b>	<b>0.00</b>	<b>0.00</b>	<b>61.20</b>	<b>0.00</b>	<b>-61.20</b>	<b>0.00 %</b>
<b>Department 000 Total:</b>		<b>0.00</b>	<b>0.00</b>	<b>0.00</b>	<b>61.20</b>	<b>0.00</b>	<b>-61.20</b>	<b>0.00 %</b>
<b>Fund 083 Total:</b>		<b>0.00</b>	<b>0.00</b>	<b>0.00</b>	<b>-0.80</b>	<b>0.00</b>	<b>0.80</b>	<b>0.00 %</b>

Fund: 084 - STATE-CHILD ABUSE PREVENTION F

Revenue								
<u>084-32516</u>	COUNTY CLERK FEES	0.00	0.00	0.00	0.00	0.00	0.00	0.00 %
<u>084-32519</u>	DISTRICT CLERK FEES	0.00	0.00	0.00	0.00	0.00	0.00	0.00 %
<u>084-35100</u>	INTEREST ON INVESTMENTS	0.00	0.00	0.00	0.00	0.00	0.00	0.00 %
<u>084-39999</u>	ACTUAL REVENUES	0.00	0.00	0.00	0.00	0.00	0.00	0.00 %
<b>Revenue Total:</b>		<b>0.00</b>	<b>0.00</b>	<b>0.00</b>	<b>0.00</b>	<b>0.00</b>	<b>0.00</b>	<b>0.00 %</b>

Department: 000 - BASIC OPERATIONS

Expense								
<u>084-000-42654</u>	CHILD ABUSE PREVENTION PROGRAM	0.00	0.00	0.00	0.00	0.00	0.00	0.00 %
<b>Expense Total:</b>		<b>0.00</b>	<b>0.00</b>	<b>0.00</b>	<b>0.00</b>	<b>0.00</b>	<b>0.00</b>	<b>0.00 %</b>
<b>Department 000 Total:</b>		<b>0.00</b>	<b>0.00</b>	<b>0.00</b>	<b>0.00</b>	<b>0.00</b>	<b>0.00</b>	<b>0.00 %</b>
<b>Fund 084 Total:</b>		<b>0.00</b>	<b>0.00</b>	<b>0.00</b>	<b>0.00</b>	<b>0.00</b>	<b>0.00</b>	<b>0.00 %</b>

Fund: 085 - STATE-JUDICIAL SUPPORT FEES

Revenue								
<u>085-32500</u>	JUSTICE OF PEACE FEES	0.00	0.00	535.32	2,476.32	0.00	-2,476.32	0.00 %
<u>085-32516</u>	COUNTY CLERK FEES	0.00	0.00	426.00	4,189.00	0.00	-4,189.00	0.00 %
<u>085-32518</u>	COUNTY CLERK FEES/CRIMINAL	0.00	0.00	0.00	0.00	0.00	0.00	0.00 %
<u>085-32521</u>	DISTRICT CLERK CRIMINAL FEES	0.00	0.00	16.00	80.00	0.00	-80.00	0.00 %
<u>085-32523</u>	DISTRICT CLERK CIVIL FEES	0.00	0.00	924.00	6,634.00	0.00	-6,634.00	0.00 %
<u>085-35100</u>	INTEREST ON INVESTMENTS	0.00	0.00	1.86	3.31	0.00	-3.31	0.00 %
<u>085-39999</u>	ACTUAL REVENUES	0.00	0.00	0.00	0.00	0.00	0.00	0.00 %
<b>Revenue Total:</b>		<b>0.00</b>	<b>0.00</b>	<b>1,903.18</b>	<b>13,382.63</b>	<b>0.00</b>	<b>-13,382.63</b>	<b>0.00 %</b>

Department: 000 - BASIC OPERATIONS

Expense								
<u>085-000-49000</u>	PAYMENTS TO STATE	0.00	0.00	0.00	9,878.00	0.00	-9,878.00	0.00 %

Budget Report

For Fiscal: 2012 Period Ending: 06/30/2012

	Original Total Budget	Current Total Budget	Period Activity	Fiscal Activity	Encumbrances	Budget Remaining	Percent Remaining
085-000-49110 TRANSFER TO GENERAL FUND	0.00	0.00	0.00	0.00	0.00	0.00	0.00 %
<b>Expense Total:</b>	<b>0.00</b>	<b>0.00</b>	<b>0.00</b>	<b>9,878.00</b>	<b>0.00</b>	<b>-9,878.00</b>	<b>0.00 %</b>
<b>Department 000 Total:</b>	<b>0.00</b>	<b>0.00</b>	<b>0.00</b>	<b>9,878.00</b>	<b>0.00</b>	<b>-9,878.00</b>	<b>0.00 %</b>
<b>Fund 085 Total:</b>	<b>0.00</b>	<b>0.00</b>	<b>-1,903.18</b>	<b>-3,504.63</b>	<b>0.00</b>	<b>3,504.63</b>	<b>0.00 %</b>

Fund: 086 - JURY REIMBURSEMENT FEE

Revenue

086-32500 JUSTICE OF PEACE FEES	0.00	0.00	364.00	1,676.29	0.00	-1,676.29	0.00 %
086-32516 COUNTY CLERK FEES	0.00	0.00	8.00	1,028.10	0.00	-1,028.10	0.00 %
086-32519 DISTRICT CLERK FEES	0.00	0.00	0.00	0.00	0.00	0.00	0.00 %
086-35100 INTEREST ON INVESTMENTS	0.00	0.00	0.40	0.79	0.00	-0.79	0.00 %
086-39999 ACTUAL REVENUES	0.00	0.00	0.00	0.00	0.00	0.00	0.00 %
<b>Revenue Total:</b>	<b>0.00</b>	<b>0.00</b>	<b>372.40</b>	<b>2,705.18</b>	<b>0.00</b>	<b>-2,705.18</b>	<b>0.00 %</b>

Department: 000 - BASIC OPERATIONS

Expense

086-000-49000 PAYMENTS TO STATE	0.00	0.00	0.00	2,572.46	0.00	-2,572.46	0.00 %
086-000-49110 TRANSFER TO GENERAL FUND	0.00	0.00	0.00	0.00	0.00	0.00	0.00 %
<b>Expense Total:</b>	<b>0.00</b>	<b>0.00</b>	<b>0.00</b>	<b>2,572.46</b>	<b>0.00</b>	<b>-2,572.46</b>	<b>0.00 %</b>
<b>Department 000 Total:</b>	<b>0.00</b>	<b>0.00</b>	<b>0.00</b>	<b>2,572.46</b>	<b>0.00</b>	<b>-2,572.46</b>	<b>0.00 %</b>
<b>Fund 086 Total:</b>	<b>0.00</b>	<b>0.00</b>	<b>-372.40</b>	<b>-132.72</b>	<b>0.00</b>	<b>132.72</b>	<b>0.00 %</b>

Fund: 087 - CVA COORDINATING TEAM

Revenue

087-31100 FEDERAL AID	0.00	0.00	0.00	0.00	0.00	0.00	0.00 %
087-35100 INTEREST ON INVESTMENTS	0.00	0.00	0.00	0.00	0.00	0.00	0.00 %
<b>Revenue Total:</b>	<b>0.00</b>	<b>0.00</b>	<b>0.00</b>	<b>0.00</b>	<b>0.00</b>	<b>0.00</b>	<b>0.00 %</b>

Department: 000 - BASIC OPERATIONS

Expense

087-000-49110 TRANSFER TO GENERAL FUND	0.00	15,528.00	0.00	15,528.00	0.00	0.00	0.00 %
<b>Expense Total:</b>	<b>0.00</b>	<b>15,528.00</b>	<b>0.00</b>	<b>15,528.00</b>	<b>0.00</b>	<b>0.00</b>	<b>0.00 %</b>
<b>Department 000 Total:</b>	<b>0.00</b>	<b>15,528.00</b>	<b>0.00</b>	<b>15,528.00</b>	<b>0.00</b>	<b>0.00</b>	<b>0.00 %</b>
<b>Fund 087 Total:</b>	<b>0.00</b>	<b>15,528.00</b>	<b>0.00</b>	<b>15,528.00</b>	<b>0.00</b>	<b>0.00</b>	<b>0.00 %</b>

Fund: 088 - TJPC-TITLE IVE FUND

Revenue

088-31110 TITLE IVE FEDERAL AID	0.00	0.00	0.00	0.00	0.00	0.00	0.00 %
088-35100 INTEREST ON INVESTMENTS	0.00	0.00	12.42	29.36	0.00	-29.36	0.00 %
088-39999 ACTUAL REVENUES	0.00	0.00	0.00	0.00	0.00	0.00	0.00 %
<b>Revenue Total:</b>	<b>0.00</b>	<b>0.00</b>	<b>12.42</b>	<b>29.36</b>	<b>0.00</b>	<b>-29.36</b>	<b>0.00 %</b>

Department: 000 - BASIC OPERATIONS

Expense

088-000-40000 SALARIES	0.00	0.00	0.00	0.00	0.00	0.00	0.00 %
------------------------	------	------	------	------	------	------	--------

Budget Report

For Fiscal: 2012 Period Ending: 06/30/2012

		Original Total Budget	Current Total Budget	Period Activity	Fiscal Activity	Encumbrances	Budget Remaining	Percent Remaining
088-000-40100	SOCIAL SECURITY	0.00	0.00	0.00	0.00	0.00	0.00	0.00 %
088-000-40130	WORKERS' COMPENSATION	0.00	0.00	0.00	0.00	0.00	0.00	0.00 %
088-000-40140	UNEMPLOYMENT INSURANCE	0.00	0.00	0.00	0.00	0.00	0.00	0.00 %
088-000-42100	OFFICE SUPPLIES	0.00	0.00	0.00	0.00	0.00	0.00	0.00 %
088-000-42499	MISCELLANEOUS EXPENSE	0.00	0.00	0.00	7,717.07	0.00	-7,717.07	0.00 %
088-000-42603	RESIDENTIAL SERVICES	0.00	0.00	0.00	0.00	0.00	0.00	0.00 %
088-000-42615	ADMINISTRATIVE FEES	0.00	0.00	0.00	0.00	0.00	0.00	0.00 %
088-000-42642	NON-RESIDENTIAL SERVICES	0.00	0.00	0.00	0.00	0.00	0.00	0.00 %
088-000-42659	TRAVEL & EDUCATION	0.00	0.00	0.00	0.00	0.00	0.00	0.00 %
088-000-49112	TRANSFER TO JUVENILE PROBATION	0.00	0.00	0.00	0.00	0.00	0.00	0.00 %
<b>Expense Total:</b>		<b>0.00</b>	<b>0.00</b>	<b>0.00</b>	<b>7,717.07</b>	<b>0.00</b>	<b>-7,717.07</b>	<b>0.00 %</b>
<b>Department 000 Total:</b>		<b>0.00</b>	<b>0.00</b>	<b>0.00</b>	<b>7,717.07</b>	<b>0.00</b>	<b>-7,717.07</b>	<b>0.00 %</b>
<b>Fund 088 Total:</b>		<b>0.00</b>	<b>0.00</b>	<b>-12.42</b>	<b>7,687.71</b>	<b>0.00</b>	<b>-7,687.71</b>	<b>0.00 %</b>

Fund: 089 - TYLER COUNTY NUTRITION CENTER

Revenue

089-30000	BEGINNING BALANCE	0.00	0.00	0.00	0.00	0.00	0.00	0.00 %
089-31140	LEASE INCOME	3,000.00	3,000.00	0.00	525.00	0.00	2,475.00	82.50 %
089-32128	HALL RENTAL	1,500.00	1,500.00	0.00	1,100.00	0.00	400.00	26.67 %
089-35100	INTEREST ON INVESTMENTS	200.00	200.00	12.49	21.58	0.00	178.42	89.21 %
089-39000	TRANSFERS FROM GENERAL FUND	58,500.00	58,500.00	0.00	58,500.00	0.00	0.00	0.00 %
089-39999	ACTUAL REVENUES	0.00	0.00	0.00	0.00	0.00	0.00	0.00 %
<b>Revenue Total:</b>		<b>63,200.00</b>	<b>63,200.00</b>	<b>12.49</b>	<b>60,146.58</b>	<b>0.00</b>	<b>3,053.42</b>	<b>4.83 %</b>

Department: 000 - BASIC OPERATIONS

Expense

089-000-40050	PARTIME SALARIES	7,700.00	7,700.00	713.85	4,403.87	0.00	3,296.13	42.81 %
089-000-40100	SOCIAL SECURITY	50.00	50.00	54.46	234.36	0.00	-184.36	-368.72 %
089-000-40110	RETIREMENT	767.00	767.00	70.92	338.68	0.00	428.32	55.84 %
089-000-40130	WORKERS' COMPENSATION	100.00	100.00	0.00	0.00	0.00	100.00	100.00 %
089-000-40140	UNEMPLOYMENT INSURANCE	100.00	100.00	0.00	0.00	0.00	100.00	100.00 %
089-000-42204	SENIOR ACTIVITIES	1,800.00	1,800.00	0.00	94.70	0.00	1,705.30	94.74 %
089-000-42394	BUILDING INSURANCE	5,500.00	5,500.00	0.00	0.00	0.00	5,500.00	100.00 %
089-000-42402	GENERATOR FUEL	0.00	0.00	0.00	0.00	0.00	0.00	0.00 %
089-000-42410	REPAIRS & MAINTENANCE	14,000.00	14,000.00	796.92	3,412.52	0.00	10,587.48	75.62 %
089-000-42510	UTILITIES	22,000.00	22,000.00	89.99	8,644.02	0.00	13,355.98	60.71 %
089-000-43200	PURCHASE OF EQUIPMENT	8,700.00	8,700.00	0.00	5,925.90	0.00	2,774.10	31.89 %
<b>Expense Total:</b>		<b>60,717.00</b>	<b>60,717.00</b>	<b>1,726.14</b>	<b>23,054.05</b>	<b>0.00</b>	<b>37,662.95</b>	<b>62.03 %</b>
<b>Department 000 Total:</b>		<b>60,717.00</b>	<b>60,717.00</b>	<b>1,726.14</b>	<b>23,054.05</b>	<b>0.00</b>	<b>37,662.95</b>	<b>62.03 %</b>
<b>Fund 089 Total:</b>		<b>-2,483.00</b>	<b>-2,483.00</b>	<b>1,713.65</b>	<b>-37,092.53</b>	<b>0.00</b>	<b>34,609.53</b>	<b>-1,393.86 %</b>

Fund: 090 - STATE-DRUG COURT PROGRAMS

Revenue

090-30000	BEGINNING BALANCE	0.00	0.00	0.00	0.00	0.00	0.00	0.00 %
-----------	-------------------	------	------	------	------	------	------	--------

Budget Report

For Fiscal: 2012 Period Ending: 06/30/2012

		Original Total Budget	Current Total Budget	Period Activity	Fiscal Activity	Encumbrances	Budget Remaining	Percent Remaining
<u>090-32506</u>	JUSTICE OF PEACE REVENUE	0.00	0.00	0.00	0.00	0.00	0.00	0.00 %
<u>090-32520</u>	DISTRICT CLERK REVENUE	0.00	0.00	60.00	270.00	0.00	-270.00	0.00 %
<u>090-32525</u>	COUNTY CLERK REVENUE	0.00	0.00	50.00	1,150.00	0.00	-1,150.00	0.00 %
<u>090-35100</u>	INTEREST ON INVESTMENTS	0.00	0.00	0.21	0.40	0.00	-0.40	0.00 %
<u>090-39999</u>	ACTUAL REVENUES	0.00	0.00	0.00	0.00	0.00	0.00	0.00 %
<b>Revenue Total:</b>		<b>0.00</b>	<b>0.00</b>	<b>110.21</b>	<b>1,420.40</b>	<b>0.00</b>	<b>-1,420.40</b>	<b>0.00 %</b>

Department: 000 - BASIC OPERATIONS

Expense

<u>090-000-42499</u>	MISCELLANEOUS EXPENSE	0.00	0.00	0.00	0.00	0.00	0.00	0.00 %
<u>090-000-49000</u>	PAYMENTS TO STATE	0.00	0.00	0.00	1,179.90	0.00	-1,179.90	0.00 %
<u>090-000-49110</u>	TRANSFER TO GENERAL FUND	0.00	0.00	0.00	0.00	0.00	0.00	0.00 %
<b>Expense Total:</b>		<b>0.00</b>	<b>0.00</b>	<b>0.00</b>	<b>1,179.90</b>	<b>0.00</b>	<b>-1,179.90</b>	<b>0.00 %</b>
<b>Department 000 Total:</b>		<b>0.00</b>	<b>0.00</b>	<b>0.00</b>	<b>1,179.90</b>	<b>0.00</b>	<b>-1,179.90</b>	<b>0.00 %</b>
<b>Fund 090 Total:</b>		<b>0.00</b>	<b>0.00</b>	<b>-110.21</b>	<b>-240.50</b>	<b>0.00</b>	<b>240.50</b>	<b>0.00 %</b>

Fund: 091 - TXCDBG DISASTER RECOVERY PROJE

Revenue

<u>091-31101</u>	FEDERAL AID - ORCA	0.00	0.00	0.00	0.00	0.00	0.00	0.00 %
<u>091-31305</u>	LOCAL - USDA-NRCS	0.00	0.00	0.00	0.00	0.00	0.00	0.00 %
<u>091-39999</u>	ACTUAL REVENUES	0.00	0.00	0.00	0.00	0.00	0.00	0.00 %
<b>Revenue Total:</b>		<b>0.00</b>	<b>0.00</b>	<b>0.00</b>	<b>0.00</b>	<b>0.00</b>	<b>0.00</b>	<b>0.00 %</b>

Department: 000 - BASIC OPERATIONS

Expense

<u>091-000-42175</u>	WATER FACILITIES - ORCA	0.00	0.00	0.00	0.00	0.00	0.00	0.00 %
<u>091-000-42210</u>	SPECIALY AUTH/ASST TYL CO HOS	0.00	0.00	0.00	0.00	0.00	0.00	0.00 %
<u>091-000-42430</u>	STREET IMPROVEMENTS	0.00	0.00	0.00	0.00	0.00	0.00	0.00 %
<u>091-000-42621</u>	ENGINEERING SERVICES	0.00	0.00	0.00	0.00	0.00	0.00	0.00 %
<u>091-000-42644</u>	NEIGHBORHOOD FACILITIES/COM CT	0.00	0.00	0.00	0.00	0.00	0.00	0.00 %
<u>091-000-42671</u>	PLANNING/PROJECT DELIVERY	0.00	0.00	0.00	0.00	0.00	0.00	0.00 %
<u>091-000-42682</u>	FLOOD/DRAINAGE/DEBRIS-ORCA	0.00	0.00	0.00	0.00	0.00	0.00	0.00 %
<u>091-000-42683</u>	FLOOD/DRAINAGE/DEBRIS-USDA-NRC	0.00	0.00	0.00	0.00	0.00	0.00	0.00 %
<b>Expense Total:</b>		<b>0.00</b>	<b>0.00</b>	<b>0.00</b>	<b>0.00</b>	<b>0.00</b>	<b>0.00</b>	<b>0.00 %</b>
<b>Department 000 Total:</b>		<b>0.00</b>	<b>0.00</b>	<b>0.00</b>	<b>0.00</b>	<b>0.00</b>	<b>0.00</b>	<b>0.00 %</b>
<b>Fund 091 Total:</b>		<b>0.00</b>	<b>0.00</b>	<b>0.00</b>	<b>0.00</b>	<b>0.00</b>	<b>0.00</b>	<b>0.00 %</b>

Fund: 092 - '07 TXCDBG FLOOD DISASTER PROJ

Revenue

<u>092-31401</u>	ORCA FUNDING	0.00	0.00	0.00	0.00	0.00	0.00	0.00 %
<u>092-39999</u>	ACTUAL REVENUES	0.00	0.00	0.00	0.00	0.00	0.00	0.00 %
<b>Revenue Total:</b>		<b>0.00</b>	<b>0.00</b>	<b>0.00</b>	<b>0.00</b>	<b>0.00</b>	<b>0.00</b>	<b>0.00 %</b>

Budget Report

For Fiscal: 2012 Period Ending: 06/30/2012

		Original Total Budget	Current Total Budget	Period Activity	Fiscal Activity	Encumbrances	Budget Remaining	Percent Remaining
<b>Department: 000 - BASIC OPERATIONS</b>								
<b>Expense</b>								
<u>092-000-42430</u>	STREET IMPROVEMENTS	0.00	0.00	0.00	0.00	0.00	0.00	0.00 %
<u>092-000-42620</u>	ENGINEERING	0.00	0.00	0.00	0.00	0.00	0.00	0.00 %
<u>092-000-42670</u>	PLANNING/PROJECT ACTIVITY	0.00	0.00	0.00	0.00	0.00	0.00	0.00 %
<b>Expense Total:</b>		<b>0.00</b>	<b>0.00</b>	<b>0.00</b>	<b>0.00</b>	<b>0.00</b>	<b>0.00</b>	<b>0.00 %</b>
<b>Department 000 Total:</b>		<b>0.00</b>	<b>0.00</b>	<b>0.00</b>	<b>0.00</b>	<b>0.00</b>	<b>0.00</b>	<b>0.00 %</b>
<b>Fund 092 Total:</b>		<b>0.00</b>	<b>0.00</b>	<b>0.00</b>	<b>0.00</b>	<b>0.00</b>	<b>0.00</b>	<b>0.00 %</b>
<b>Fund: 093 - PAYROLL ACCOUNT</b>								
<b>Revenue</b>								
<u>093-39999</u>	ACTUAL REVENUES	0.00	0.00	0.00	0.00	0.00	0.00	0.00 %
<b>Revenue Total:</b>		<b>0.00</b>	<b>0.00</b>	<b>0.00</b>	<b>0.00</b>	<b>0.00</b>	<b>0.00</b>	<b>0.00 %</b>
<b>Fund 093 Total:</b>		<b>0.00</b>	<b>0.00</b>	<b>0.00</b>	<b>0.00</b>	<b>0.00</b>	<b>0.00</b>	<b>0.00 %</b>
<b>Fund: 094 - STATE - INDIGENT DEFENSE FUND</b>								
<b>Revenue</b>								
<u>094-32500</u>	JUSTICE OF PEACE FEES	0.00	0.00	166.00	804.82	0.00	-804.82	0.00 %
<u>094-32516</u>	COUNTY CLERK FEES	0.00	0.00	4.00	350.33	0.00	-350.33	0.00 %
<u>094-32519</u>	DISTRICT CLERK FEES	0.00	0.00	4.00	32.00	0.00	-32.00	0.00 %
<u>094-35100</u>	INTEREST ON INVESTMENTS	0.00	0.00	0.07	0.11	0.00	-0.11	0.00 %
<b>Revenue Total:</b>		<b>0.00</b>	<b>0.00</b>	<b>174.07</b>	<b>1,187.26</b>	<b>0.00</b>	<b>-1,187.26</b>	<b>0.00 %</b>
<b>Department: 000 - BASIC OPERATIONS</b>								
<b>Expense</b>								
<u>094-000-49000</u>	PAYMENTS TO STATE	0.00	0.00	0.00	1,169.23	0.00	-1,169.23	0.00 %
<u>094-000-49110</u>	TRANSFER TO GENERAL FUND	0.00	0.00	0.00	0.00	0.00	0.00	0.00 %
<b>Expense Total:</b>		<b>0.00</b>	<b>0.00</b>	<b>0.00</b>	<b>1,169.23</b>	<b>0.00</b>	<b>-1,169.23</b>	<b>0.00 %</b>
<b>Department 000 Total:</b>		<b>0.00</b>	<b>0.00</b>	<b>0.00</b>	<b>1,169.23</b>	<b>0.00</b>	<b>-1,169.23</b>	<b>0.00 %</b>
<b>Fund 094 Total:</b>		<b>0.00</b>	<b>0.00</b>	<b>-174.07</b>	<b>-18.03</b>	<b>0.00</b>	<b>18.03</b>	<b>0.00 %</b>
<b>Fund: 095 - STATE- APPELLATE JUDICIAL FUND</b>								
<b>Revenue</b>								
<u>095-32500</u>	JUSTICE OF PEACE FEES	0.00	0.00	0.00	0.00	0.00	0.00	0.00 %
<u>095-32516</u>	COUNTY CLERK FEES	0.00	0.00	50.00	80.00	0.00	-80.00	0.00 %
<u>095-32519</u>	DISTRICT CLERK FEES	0.00	0.00	105.00	200.00	0.00	-200.00	0.00 %
<u>095-35100</u>	INTEREST ON INVESTMENTS	0.00	0.00	0.03	0.06	0.00	-0.06	0.00 %
<b>Revenue Total:</b>		<b>0.00</b>	<b>0.00</b>	<b>155.03</b>	<b>280.06</b>	<b>0.00</b>	<b>-280.06</b>	<b>0.00 %</b>

Budget Report

For Fiscal: 2012 Period Ending: 06/30/2012

		Original Total Budget	Current Total Budget	Period Activity	Fiscal Activity	Encumbrances	Budget Remaining	Percent Remaining
<b>Department: 000 - BASIC OPERATIONS</b>								
<b>Expense</b>								
<u>095-000-49000</u>	PAYMENTS TO STATE	0.00	0.00	0.00	125.00	0.00	-125.00	0.00 %
<b>Expense Total:</b>		<b>0.00</b>	<b>0.00</b>	<b>0.00</b>	<b>125.00</b>	<b>0.00</b>	<b>-125.00</b>	<b>0.00 %</b>
<b>Department 000 Total:</b>		<b>0.00</b>	<b>0.00</b>	<b>0.00</b>	<b>125.00</b>	<b>0.00</b>	<b>-125.00</b>	<b>0.00 %</b>
<b>Fund 095 Total:</b>		<b>0.00</b>	<b>0.00</b>	<b>-155.03</b>	<b>-155.06</b>	<b>0.00</b>	<b>155.06</b>	<b>0.00 %</b>
<b>Fund: 096 - CHILD WELFARE BOARD FUND</b>								
<b>Revenue</b>								
<u>096-35100</u>	INTEREST ON INVESTMENTS	0.00	0.00	0.58	1.15	0.00	-1.15	0.00 %
<u>096-36110</u>	IVE GRANT FUNDING	0.00	0.00	0.00	0.00	0.00	0.00	0.00 %
<u>096-38105</u>	JUROR DONATIONS	0.00	0.00	225.00	882.00	0.00	-882.00	0.00 %
<b>Revenue Total:</b>		<b>0.00</b>	<b>0.00</b>	<b>225.58</b>	<b>883.15</b>	<b>0.00</b>	<b>-883.15</b>	<b>0.00 %</b>
<b>Department: 000 - BASIC OPERATIONS</b>								
<b>Expense</b>								
<u>096-000-42357</u>	FOSTER CARE MAINTENANCE	0.00	0.00	0.00	0.00	0.00	0.00	0.00 %
<u>096-000-42610</u>	ADMINISTRATION	0.00	0.00	0.00	0.00	0.00	0.00	0.00 %
<u>096-000-42661</u>	TRAINING & EDUCATION	0.00	0.00	0.00	0.00	0.00	0.00	0.00 %
<b>Expense Total:</b>		<b>0.00</b>	<b>0.00</b>	<b>0.00</b>	<b>0.00</b>	<b>0.00</b>	<b>0.00</b>	<b>0.00 %</b>
<b>Department 000 Total:</b>		<b>0.00</b>	<b>0.00</b>	<b>0.00</b>	<b>0.00</b>	<b>0.00</b>	<b>0.00</b>	<b>0.00 %</b>
<b>Fund 096 Total:</b>		<b>0.00</b>	<b>0.00</b>	<b>-225.58</b>	<b>-883.15</b>	<b>0.00</b>	<b>883.15</b>	<b>0.00 %</b>
<b>Fund: 097 - CHILD SAFETY FUND</b>								
<b>Revenue</b>								
<u>097-32105</u>	CHILD SAFETY FUND FEES	0.00	50,000.00	596.00	9,002.80	0.00	40,997.20	81.99 %
<u>097-35100</u>	INTEREST ON INVESTMENTS	0.00	100.00	11.75	25.45	0.00	74.55	74.55 %
<b>Revenue Total:</b>		<b>0.00</b>	<b>50,100.00</b>	<b>607.75</b>	<b>9,028.25</b>	<b>0.00</b>	<b>41,071.75</b>	<b>81.98 %</b>
<b>Department: 000 - BASIC OPERATIONS</b>								
<b>Expense</b>								
<u>097-000-42610</u>	ADMINISTRATION	0.00	10,000.00	0.00	0.00	0.00	10,000.00	100.00 %
<u>097-000-42655</u>	CHILD SAFETY PROGRAMS	0.00	30,000.00	341.06	2,750.01	0.00	27,249.99	90.83 %
<u>097-000-42702</u>	SCHOOL DISTRICTS	0.00	10,000.00	0.00	0.00	0.00	10,000.00	100.00 %
<b>Expense Total:</b>		<b>0.00</b>	<b>50,000.00</b>	<b>341.06</b>	<b>2,750.01</b>	<b>0.00</b>	<b>47,249.99</b>	<b>94.50 %</b>
<b>Department 000 Total:</b>		<b>0.00</b>	<b>50,000.00</b>	<b>341.06</b>	<b>2,750.01</b>	<b>0.00</b>	<b>47,249.99</b>	<b>94.50 %</b>
<b>Fund 097 Total:</b>		<b>0.00</b>	<b>-100.00</b>	<b>-266.69</b>	<b>-6,278.24</b>	<b>0.00</b>	<b>6,178.24</b>	<b>-6,178.24 %</b>
<b>Fund: 098 - TC DISASTER PROJECT ROUND II</b>								
<b>Revenue</b>								
<u>098-31401</u>	ORCA FUNDING	0.00	0.00	0.00	35,588.00	0.00	-35,588.00	0.00 %
<u>098-39999</u>	ACTUAL REVENUES	0.00	0.00	0.00	0.00	0.00	0.00	0.00 %
<b>Revenue Total:</b>		<b>0.00</b>	<b>0.00</b>	<b>0.00</b>	<b>35,588.00</b>	<b>0.00</b>	<b>-35,588.00</b>	<b>0.00 %</b>

Budget Report

For Fiscal: 2012 Period Ending: 06/30/2012

	Original Total Budget	Current Total Budget	Period Activity	Fiscal Activity	Encumbrances	Budget Remaining	Percent Remaining
<b>Department: 000 - BASIC OPERATIONS</b>							
<b>Expense</b>							
098-000-42230	FLOOD & DRAINAGE/DEBRIS REMOVA	0.00	0.00	0.00	0.00	0.00	0.00 %
098-000-42424	FLOOD DRAINAGE IMPROVEMENTS	0.00	0.00	0.00	0.00	0.00	0.00 %
098-000-42430	STREET IMPROVEMENTS	0.00	0.00	0.00	0.00	0.00	0.00 %
098-000-42621	ENGINEERING SERVICES	0.00	0.00	0.00	0.00	0.00	0.00 %
098-000-42671	PLANNING/PROJECT DELIVERY	0.00	0.00	0.00	35,588.00	0.00	-35,588.00 0.00 %
<b>Expense Total:</b>		<b>0.00</b>	<b>0.00</b>	<b>0.00</b>	<b>35,588.00</b>	<b>0.00</b>	<b>-35,588.00 0.00 %</b>
<b>Department 000 Total:</b>		<b>0.00</b>	<b>0.00</b>	<b>0.00</b>	<b>35,588.00</b>	<b>0.00</b>	<b>-35,588.00 0.00 %</b>
<b>Fund 098 Total:</b>		<b>0.00</b>	<b>0.00</b>	<b>0.00</b>	<b>0.00</b>	<b>0.00</b>	<b>0.00 %</b>

**Fund: 099 - TYLER COUNTY JUSTICE GRANT**

<b>Revenue</b>							
099-36108	GRANT FUNDING	0.00	0.00	0.00	0.00	0.00	0.00 %
099-38106	INTEREST ON INVESTMENT	0.00	0.00	0.00	0.00	0.00	0.00 %
<b>Revenue Total:</b>		<b>0.00</b>	<b>0.00</b>	<b>0.00</b>	<b>0.00</b>	<b>0.00</b>	<b>0.00 %</b>

**Department: 000 - BASIC OPERATIONS**

<b>Expense</b>							
099-000-42164	RADAR UNITS-CONSTABLES	0.00	0.00	0.00	0.00	0.00	0.00 %
099-000-42168	COMPUTER - SHERIFF	0.00	0.00	0.00	0.00	0.00	0.00 %
099-000-42169	COMPUTERS, ETC - JUVENILE PROB	0.00	0.00	0.00	0.00	0.00	0.00 %
099-000-42194	NIGHT VISION UNIT & ACCESSORIE	0.00	0.00	0.00	0.00	0.00	0.00 %
099-000-42209	SPECIALITY CAMERAS-SHERIFF	0.00	0.00	0.00	0.00	0.00	0.00 %
099-000-43500	NIGHT VISION UNIT- SHERIFF	0.00	0.00	0.00	0.00	0.00	0.00 %
099-000-43602	SPECIALITY VEHICLE-SHERIFF	0.00	0.00	0.00	0.00	0.00	0.00 %
099-000-43603	UNDERCOVER VEHICLE-SHERIFF	0.00	0.00	0.00	0.00	0.00	0.00 %
<b>Expense Total:</b>		<b>0.00</b>	<b>0.00</b>	<b>0.00</b>	<b>0.00</b>	<b>0.00</b>	<b>0.00 %</b>
<b>Department 000 Total:</b>		<b>0.00</b>	<b>0.00</b>	<b>0.00</b>	<b>0.00</b>	<b>0.00</b>	<b>0.00 %</b>
<b>Fund 099 Total:</b>		<b>0.00</b>	<b>0.00</b>	<b>0.00</b>	<b>0.00</b>	<b>0.00</b>	<b>0.00 %</b>

**Fund: 100 - DETCOG SOCIAL SERVICES BLOCK G**

<b>Revenue</b>							
100-31604	DETCOG FUNDING	0.00	0.00	0.00	0.00	0.00	0.00 %
100-35100	INTEREST ON INVESTMENTS	0.00	0.00	0.04	0.09	0.00	-0.09 0.00 %
<b>Revenue Total:</b>		<b>0.00</b>	<b>0.00</b>	<b>0.04</b>	<b>0.09</b>	<b>0.00</b>	<b>-0.09 0.00 %</b>

**Department: 000 - BASIC OPERATIONS**

<b>Expense</b>							
100-000-40000	SALARIES	0.00	0.00	0.00	0.00	0.00	0.00 %
100-000-40100	SOCIAL SECURITY	0.00	0.00	0.00	0.00	0.00	0.00 %
100-000-40130	WORKERS' COMPENSATION	0.00	0.00	0.00	0.00	0.00	0.00 %
100-000-40140	UNEMPLOYMENT INSURANCE	0.00	0.00	6.59	19.52	0.00	-19.52 0.00 %
100-000-42101	SUPPLIES	0.00	0.00	0.00	0.00	0.00	0.00 %

Budget Report

For Fiscal: 2012 Period Ending: 06/30/2012

		Original Total Budget	Current Total Budget	Period Activity	Fiscal Activity	Encumbrances	Budget Remaining	Percent Remaining
<u>100-000-42170</u>	EQUIPMENT	0.00	0.00	0.00	0.00	0.00	0.00	0.00 %
<u>100-000-42232</u>	INDIRECT COSTS	0.00	0.00	0.00	0.00	0.00	0.00	0.00 %
<u>100-000-42614</u>	ADMINISTRATIVE COSTS	0.00	0.00	0.00	0.00	0.00	0.00	0.00 %
<u>100-000-42659</u>	TRAVEL & EDUCATION	0.00	0.00	0.00	0.00	0.00	-0.00	-0.00 %
	<b>Expense Total:</b>	<b>0.00</b>	<b>0.00</b>	<b>6.59</b>	<b>19.52</b>	<b>0.00</b>	<b>-19.52</b>	<b>0.00 %</b>
	<b>Department 000 Total:</b>	<b>0.00</b>	<b>0.00</b>	<b>6.59</b>	<b>19.52</b>	<b>0.00</b>	<b>-19.52</b>	<b>0.00 %</b>
	<b>Fund 100 Total:</b>	<b>0.00</b>	<b>0.00</b>	<b>6.55</b>	<b>19.43</b>	<b>0.00</b>	<b>-19.43</b>	<b>0.00 %</b>
<b>Fund: 101 - SUPPLEMENT COURT QUARDIANSHIP</b>								
<b>Revenue</b>								
<u>101-31148</u>	SCIG FEES	0.00	0.00	100.00	1,180.00	0.00	-1,180.00	0.00 %
<u>101-35100</u>	INTEREST ON INVESTMENTS	0.00	0.00	0.95	1.95	0.00	-1.95	0.00 %
	<b>Revenue Total:</b>	<b>0.00</b>	<b>0.00</b>	<b>100.95</b>	<b>1,181.95</b>	<b>0.00</b>	<b>-1,181.95</b>	<b>0.00 %</b>
<b>Department: 000 - BASIC OPERATIONS</b>								
<b>Expense</b>								
<u>101-000-42618</u>	ATTORNEY AD LITEM	0.00	0.00	0.00	0.00	0.00	0.00	0.00 %
<u>101-000-42657</u>	GUARDIAN AD LITEM	0.00	0.00	0.00	0.00	0.00	0.00	0.00 %
	<b>Expense Total:</b>	<b>0.00</b>	<b>0.00</b>	<b>0.00</b>	<b>0.00</b>	<b>0.00</b>	<b>0.00</b>	<b>0.00 %</b>
	<b>Department 000 Total:</b>	<b>0.00</b>	<b>0.00</b>	<b>0.00</b>	<b>0.00</b>	<b>0.00</b>	<b>0.00</b>	<b>0.00 %</b>
	<b>Fund 101 Total:</b>	<b>0.00</b>	<b>0.00</b>	<b>-100.95</b>	<b>-1,181.95</b>	<b>0.00</b>	<b>1,181.95</b>	<b>0.00 %</b>
<b>Fund: 102 - WATER IMPROVEMENT GRANT-FRED</b>								
<b>Revenue</b>								
<u>102-31401</u>	ORCA FUNDING	0.00	0.00	0.00	0.00	0.00	0.00	0.00 %
<u>102-38108</u>	LOCAL FUNDING	0.00	0.00	0.00	0.00	0.00	0.00	0.00 %
	<b>Revenue Total:</b>	<b>0.00</b>	<b>0.00</b>	<b>0.00</b>	<b>0.00</b>	<b>0.00</b>	<b>0.00</b>	<b>0.00 %</b>
<b>Department: 000 - BASIC OPERATIONS</b>								
<b>Expense</b>								
<u>102-000-42174</u>	WATER FACILITIES - LOCAL	0.00	0.00	0.00	0.00	0.00	0.00	0.00 %
<u>102-000-42175</u>	WATER FACILITIES - ORCA	0.00	0.00	0.00	0.00	0.00	0.00	0.00 %
<u>102-000-42613</u>	ADMINISTRATION - ORCA	0.00	0.00	0.00	0.00	0.00	0.00	0.00 %
<u>102-000-42620</u>	ENGINEERING	0.00	0.00	0.00	0.00	0.00	0.00	0.00 %
	<b>Expense Total:</b>	<b>0.00</b>	<b>0.00</b>	<b>0.00</b>	<b>0.00</b>	<b>0.00</b>	<b>0.00</b>	<b>0.00 %</b>
	<b>Department 000 Total:</b>	<b>0.00</b>	<b>0.00</b>	<b>0.00</b>	<b>0.00</b>	<b>0.00</b>	<b>0.00</b>	<b>0.00 %</b>
	<b>Fund 102 Total:</b>	<b>0.00</b>	<b>0.00</b>	<b>0.00</b>	<b>0.00</b>	<b>0.00</b>	<b>0.00</b>	<b>0.00 %</b>
<b>Fund: 103 - JUSTICE COURT TECHNOLOGY FUND</b>								
<b>Revenue</b>								
<u>103-30000</u>	BEGINNING BALANCE	0.00	0.00	0.00	0.00	0.00	0.00	0.00 %
<u>103-32107</u>	CIVIL TECHNOLOGY FEE	0.00	0.00	0.00	380.00	0.00	-380.00	0.00 %
<u>103-32113</u>	CRIMINAL TECHNOLOGY FEE	0.00	0.00	228.00	938.00	0.00	-938.00	0.00 %
<u>103-35100</u>	INTEREST ON INVESTMENTS	0.00	0.00	0.90	1.82	0.00	-1.82	0.00 %



Budget Report

For Fiscal: 2012 Period Ending: 06/30/2012

		Original Total Budget	Current Total Budget	Period Activity	Fiscal Activity	Encumbrances	Budget Remaining	Percent Remaining
<u>103-39999</u>	ACTUAL REVENUES	0.00	0.00	0.00	0.00	0.00	0.00	0.00 %
<b>Revenue Total:</b>		<b>0.00</b>	<b>0.00</b>	<b>228.90</b>	<b>1,319.82</b>	<b>0.00</b>	<b>-1,319.82</b>	<b>0.00 %</b>
<b>Department: 000 - BASIC OPERATIONS</b>								
<b>Expense</b>								
<u>103-000-42101</u>	SUPPLIES	0.00	0.00	0.00	0.00	0.00	0.00	0.00 %
<u>103-000-42600</u>	PROFESSIONAL SERVICES	0.00	0.00	0.00	0.00	0.00	0.00	0.00 %
<u>103-000-43200</u>	PURCHASE OF EQUIPMENT	0.00	0.00	0.00	0.00	0.00	0.00	0.00 %
<u>103-000-43900</u>	ENHANCEMENTS	0.00	0.00	0.00	0.00	0.00	0.00	0.00 %
<b>Expense Total:</b>		<b>0.00</b>	<b>0.00</b>	<b>0.00</b>	<b>0.00</b>	<b>0.00</b>	<b>0.00</b>	<b>0.00 %</b>
<b>Department 000 Total:</b>		<b>0.00</b>	<b>0.00</b>	<b>0.00</b>	<b>0.00</b>	<b>0.00</b>	<b>0.00</b>	<b>0.00 %</b>
<b>Fund 103 Total:</b>		<b>0.00</b>	<b>0.00</b>	<b>-228.90</b>	<b>-1,319.82</b>	<b>0.00</b>	<b>1,319.82</b>	<b>0.00 %</b>
<b>Fund: 104 - TXCDBG DRS 10191GRANT</b>								
<b>Revenue</b>								
<u>104-35100</u>	INTEREST ON INVESTMENTS	0.00	0.00	0.00	0.00	0.00	0.00	0.00 %
<u>104-36108</u>	GRANT FUNDING	0.00	0.00	0.00	0.00	0.00	0.00	0.00 %
<u>104-39999</u>	ACTUAL REVENUES	0.00	0.00	0.00	0.00	0.00	0.00	0.00 %
<b>Revenue Total:</b>		<b>0.00</b>	<b>0.00</b>	<b>0.00</b>	<b>0.00</b>	<b>0.00</b>	<b>0.00</b>	<b>0.00 %</b>
<b>Department: 000 - BASIC OPERATIONS</b>								
<b>Expense</b>								
<u>104-000-42659</u>	TRAVEL & EDUCATION	0.00	0.00	0.00	0.00	0.00	0.00	0.00 %
<b>Expense Total:</b>		<b>0.00</b>	<b>0.00</b>	<b>0.00</b>	<b>0.00</b>	<b>0.00</b>	<b>0.00</b>	<b>0.00 %</b>
<b>Department 000 Total:</b>		<b>0.00</b>	<b>0.00</b>	<b>0.00</b>	<b>0.00</b>	<b>0.00</b>	<b>0.00</b>	<b>0.00 %</b>
<b>Fund 104 Total:</b>		<b>0.00</b>	<b>0.00</b>	<b>0.00</b>	<b>0.00</b>	<b>0.00</b>	<b>0.00</b>	<b>0.00 %</b>
<b>Fund: 105 - ED BYRNES MEMORIAL JAG GRANT</b>								
<b>Revenue</b>								
<u>105-35100</u>	INTEREST ON INVESTMENTS	0.00	0.00	0.00	0.00	0.00	0.00	0.00 %
<u>105-36108</u>	GRANT FUNDING	0.00	0.00	0.00	0.00	0.00	0.00	0.00 %
<u>105-38101</u>	COUNTY MATCH	0.00	0.00	0.00	0.00	0.00	0.00	0.00 %
<b>Revenue Total:</b>		<b>0.00</b>	<b>0.00</b>	<b>0.00</b>	<b>0.00</b>	<b>0.00</b>	<b>0.00</b>	<b>0.00 %</b>
<b>Department: 000 - BASIC OPERATIONS</b>								
<b>Expense</b>								
<u>105-000-43231</u>	COMPUTER HARDWARE/SOFTWARE	0.00	0.00	0.00	0.00	0.00	0.00	0.00 %
<u>105-000-43501</u>	PATROL VEHICLE EQUIPMENT	0.00	0.00	0.00	0.00	0.00	0.00	0.00 %
<u>105-000-43601</u>	SHERIFF PATROL VEHICLE	0.00	0.00	0.00	0.00	0.00	0.00	0.00 %
<b>Expense Total:</b>		<b>0.00</b>	<b>0.00</b>	<b>0.00</b>	<b>0.00</b>	<b>0.00</b>	<b>0.00</b>	<b>0.00 %</b>
<b>Department 000 Total:</b>		<b>0.00</b>	<b>0.00</b>	<b>0.00</b>	<b>0.00</b>	<b>0.00</b>	<b>0.00</b>	<b>0.00 %</b>
<b>Fund 105 Total:</b>		<b>0.00</b>	<b>0.00</b>	<b>0.00</b>	<b>0.00</b>	<b>0.00</b>	<b>0.00</b>	<b>0.00 %</b>

Budget Report

For Fiscal: 2012 Period Ending: 06/30/2012

		Original Total Budget	Current Total Budget	Period Activity	Fiscal Activity	Encumbrances	Budget Remaining	Percent Remaining
<b>Fund: 106 - TXCDBG DRS 010191 GRANT</b>								
<b>Revenue</b>								
<u>106-36112</u>	TXCDBG DRS 010191 GRANT FUNDIN	0.00	0.00	471,148.89	2,883,796.89	0.00	-2,883,796.89	0.00 %
<u>106-39999</u>	ACTUAL REVENUES	0.00	0.00	0.00	0.00	0.00	0.00	0.00 %
<b>Revenue Total:</b>		<b>0.00</b>	<b>0.00</b>	<b>471,148.89</b>	<b>2,883,796.89</b>	<b>0.00</b>	<b>-2,883,796.89</b>	<b>0.00 %</b>
<b>Department: 000 - BASIC OPERATIONS</b>								
<b>Expense</b>								
<u>106-000-42171</u>	FIRE PROTECTION FAC/EQUIPMNT	0.00	0.00	0.00	0.00	0.00	0.00	0.00 %
<u>106-000-42173</u>	WATER FACILITIES	0.00	0.00	0.00	0.00	0.00	0.00	0.00 %
<u>106-000-42207</u>	SPEC AUTH PUBLIC FAC & IMPROVM	0.00	0.00	0.00	0.00	0.00	0.00	0.00 %
<u>106-000-42431</u>	STREET IMPROVEMENTS/BRIDGES	0.00	5,820,200.00	214,578.28	2,627,226.28	0.00	3,192,973.72	54.86 %
<u>106-000-42590</u>	ACQUISITION	0.00	0.00	0.00	0.00	0.00	0.00	0.00 %
<u>106-000-42622</u>	ENGINEERING/ARCHITECTURAL SERV	0.00	0.00	0.00	0.00	0.00	0.00	0.00 %
<u>106-000-42644</u>	NEIGHBORHOOD FACILITIES/COM CT	0.00	0.00	256,570.61	256,570.61	0.00	-256,570.61	0.00 %
<u>106-000-42671</u>	PLANNING/PROJECT DELIVERY	0.00	0.00	0.00	0.00	0.00	0.00	0.00 %
<b>Expense Total:</b>		<b>0.00</b>	<b>5,820,200.00</b>	<b>471,148.89</b>	<b>2,883,796.89</b>	<b>0.00</b>	<b>2,936,403.11</b>	<b>50.45 %</b>
<b>Department 000 Total:</b>		<b>0.00</b>	<b>5,820,200.00</b>	<b>471,148.89</b>	<b>2,883,796.89</b>	<b>0.00</b>	<b>2,936,403.11</b>	<b>50.45 %</b>
<b>Fund 106 Total:</b>		<b>0.00</b>	<b>5,820,200.00</b>	<b>0.00</b>	<b>0.00</b>	<b>0.00</b>	<b>5,820,200.00</b>	<b>100.00 %</b>
<b>Fund: 107 - TXCDBG DRS 010191 GRANT</b>								
<b>Revenue</b>								
<u>107-36112</u>	TXCDBG DRS 010191 GRANT FUNDIN	0.00	0.00	0.00	0.00	0.00	0.00	0.00 %
<u>107-39999</u>	ACTUAL REVENUES	0.00	0.00	0.00	0.00	0.00	0.00	0.00 %
<b>Revenue Total:</b>		<b>0.00</b>	<b>0.00</b>	<b>0.00</b>	<b>0.00</b>	<b>0.00</b>	<b>0.00</b>	<b>0.00 %</b>
<b>Department: 000 - BASIC OPERATIONS</b>								
<b>Expense</b>								
<u>107-000-42171</u>	FIRE PROTECTION FAC/EQUIPMNT	0.00	0.00	0.00	0.00	0.00	0.00	0.00 %
<u>107-000-42173</u>	WATER FACILITIES	0.00	0.00	0.00	0.00	0.00	0.00	0.00 %
<u>107-000-42207</u>	SPEC AUTH PUBLIC FAC & IMPROVM	0.00	0.00	0.00	0.00	0.00	0.00	0.00 %
<u>107-000-42431</u>	STREET IMPROVEMENTS/BRIDGES	0.00	0.00	0.00	0.00	0.00	0.00	0.00 %
<u>107-000-42590</u>	ACQUISITION	0.00	0.00	0.00	0.00	0.00	0.00	0.00 %
<u>107-000-42622</u>	ENGINEERING/ARCHITECTURAL SERV	0.00	0.00	0.00	0.00	0.00	0.00	0.00 %
<u>107-000-42644</u>	NEIGHBORHOOD FACILITIES/COM CT	0.00	0.00	0.00	0.00	0.00	0.00	0.00 %
<u>107-000-42671</u>	PLANNING/PROJECT DELIVERY	0.00	0.00	0.00	0.00	0.00	0.00	0.00 %
<b>Expense Total:</b>		<b>0.00</b>	<b>0.00</b>	<b>0.00</b>	<b>0.00</b>	<b>0.00</b>	<b>0.00</b>	<b>0.00 %</b>
<b>Department 000 Total:</b>		<b>0.00</b>	<b>0.00</b>	<b>0.00</b>	<b>0.00</b>	<b>0.00</b>	<b>0.00</b>	<b>0.00 %</b>
<b>Fund 107 Total:</b>		<b>0.00</b>	<b>0.00</b>	<b>0.00</b>	<b>0.00</b>	<b>0.00</b>	<b>0.00</b>	<b>0.00 %</b>
<b>Fund: 108 - S E C O BLOCK GRANT</b>								
<b>Revenue</b>								
<u>108-29999</u>	DUE TO OTHER FUNDS	0.00	0.00	0.00	0.00	0.00	0.00	0.00 %
<u>108-31100</u>	FEDERAL AID	0.00	0.00	0.00	0.00	0.00	0.00	0.00 %

Budget Report

For Fiscal: 2012 Period Ending: 06/30/2012

		Original Total Budget	Current Total Budget	Period Activity	Fiscal Activity	Encumbrances	Budget Remaining	Percent Remaining
<u>108-35100</u>	INTEREST ON INVESTMENTS	0.00	0.00	0.00	0.00	0.00	0.00	0.00 %
<u>108-39999</u>	ACTUAL REVENUES	0.00	0.00	0.00	0.00	0.00	0.00	0.00 %
<b>Revenue Total:</b>		<b>0.00</b>	<b>0.00</b>	<b>0.00</b>	<b>0.00</b>	<b>0.00</b>	<b>0.00</b>	<b>0.00 %</b>
<b>Department: 000 - BASIC OPERATIONS</b>								
<b>Expense</b>								
<u>108-000-42159</u>	ELECTRICAL/INSTALLATION	0.00	0.00	46,399.65	46,399.65	0.00	-46,399.65	0.00 %
<u>108-000-42610</u>	ADMINISTRATION	0.00	0.00	0.00	0.00	0.00	0.00	0.00 %
<u>108-000-43400</u>	HEATING & COOLING/INSTALLATION	0.00	0.00	0.00	0.00	0.00	0.00	0.00 %
<b>Expense Total:</b>		<b>0.00</b>	<b>0.00</b>	<b>46,399.65</b>	<b>46,399.65</b>	<b>0.00</b>	<b>-46,399.65</b>	<b>0.00 %</b>
<b>Department 000 Total:</b>		<b>0.00</b>	<b>0.00</b>	<b>46,399.65</b>	<b>46,399.65</b>	<b>0.00</b>	<b>-46,399.65</b>	<b>0.00 %</b>
<b>Fund 108 Total:</b>		<b>0.00</b>	<b>0.00</b>	<b>46,399.65</b>	<b>46,399.65</b>	<b>0.00</b>	<b>-46,399.65</b>	<b>0.00 %</b>
<b>Fund: 109 - DETCOG COMMUNICATIONS GRANT</b>								
<b>Revenue</b>								
<u>109-31100</u>	FEDERAL AID	0.00	0.00	0.00	0.00	0.00	0.00	0.00 %
<u>109-39000</u>	TRANSFER FROM GENERAL	0.00	90,930.91	0.00	90,930.91	0.00	0.00	0.00 %
<u>109-39999</u>	ACTUAL REVENUES	0.00	0.00	0.00	0.00	0.00	0.00	0.00 %
<b>Revenue Total:</b>		<b>0.00</b>	<b>90,930.91</b>	<b>0.00</b>	<b>90,930.91</b>	<b>0.00</b>	<b>0.00</b>	<b>0.00 %</b>
<b>Department: 000 - BASIC OPERATIONS</b>								
<b>Expense</b>								
<u>109-000-43230</u>	COMMUNICATION EQUIPMENT	0.00	90,930.91	0.00	0.00	0.00	90,930.91	100.00 %
<b>Expense Total:</b>		<b>0.00</b>	<b>90,930.91</b>	<b>0.00</b>	<b>0.00</b>	<b>0.00</b>	<b>90,930.91</b>	<b>100.00 %</b>
<b>Department 000 Total:</b>		<b>0.00</b>	<b>90,930.91</b>	<b>0.00</b>	<b>0.00</b>	<b>0.00</b>	<b>90,930.91</b>	<b>100.00 %</b>
<b>Fund 109 Total:</b>		<b>0.00</b>	<b>0.00</b>	<b>0.00</b>	<b>-90,930.91</b>	<b>0.00</b>	<b>90,930.91</b>	<b>0.00 %</b>
<b>Fund: 110 - MOVING VIOLATION FEES</b>								
<b>Revenue</b>								
<u>110-30000</u>	BEGINNING BALANCE	0.00	0.00	0.00	0.00	0.00	0.00	0.00 %
<u>110-32500</u>	JUSTICE OF PEACE FEES	0.00	0.00	3.90	29.47	0.00	-29.47	0.00 %
<u>110-32514</u>	COUNTY & DISTRICT CLERK FEES	0.00	0.00	0.00	0.00	0.00	0.00	0.00 %
<u>110-35100</u>	INTEREST ON INVESTMENTS	0.00	0.00	0.00	0.00	0.00	0.00	0.00 %
<u>110-39999</u>	ACTUAL REVENUES	0.00	0.00	0.00	0.00	0.00	0.00	0.00 %
<b>Revenue Total:</b>		<b>0.00</b>	<b>0.00</b>	<b>3.90</b>	<b>29.47</b>	<b>0.00</b>	<b>-29.47</b>	<b>0.00 %</b>
<b>Department: 000 - BASIC OPERATIONS</b>								
<b>Expense</b>								
<u>110-000-49000</u>	PAYMENTS TO STATE	0.00	0.00	0.00	29.76	0.00	-29.76	0.00 %
<u>110-000-49110</u>	TRANSFER TO GENERAL FUND	0.00	0.00	0.00	0.00	0.00	0.00	0.00 %
<b>Expense Total:</b>		<b>0.00</b>	<b>0.00</b>	<b>0.00</b>	<b>29.76</b>	<b>0.00</b>	<b>-29.76</b>	<b>0.00 %</b>
<b>Department 000 Total:</b>		<b>0.00</b>	<b>0.00</b>	<b>0.00</b>	<b>29.76</b>	<b>0.00</b>	<b>-29.76</b>	<b>0.00 %</b>
<b>Fund 110 Total:</b>		<b>0.00</b>	<b>0.00</b>	<b>-3.90</b>	<b>0.29</b>	<b>0.00</b>	<b>-0.29</b>	<b>0.00 %</b>

Budget Report

For Fiscal: 2012 Period Ending: 06/30/2012

	Original Total Budget	Current Total Budget	Period Activity	Fiscal Activity	Encumbrances	Budget Remaining	Percent Remaining
<b>Fund: 111 - COURTHOUSE RESTORATION</b>							
Revenue							
<u>111-39000</u> TRANSFER FROM GENERAL FUND	0.00	200,000.00	0.00	200,000.00	0.00	0.00	0.00 %
<b>Revenue Total:</b>	<b>0.00</b>	<b>200,000.00</b>	<b>0.00</b>	<b>200,000.00</b>	<b>0.00</b>	<b>0.00</b>	<b>0.00 %</b>
<b>Fund 111 Total:</b>	<b>0.00</b>	<b>200,000.00</b>	<b>0.00</b>	<b>200,000.00</b>	<b>0.00</b>	<b>0.00</b>	<b>0.00 %</b>
<b>Fund: 112 - LEGISLATIVE SERVICES</b>							
Revenue							
<u>112-39000</u> TRANSFER FROM GENERAL FUND	0.00	0.00	0.00	0.00	0.00	0.00	0.00 %
<b>Revenue Total:</b>	<b>0.00</b>	<b>0.00</b>	<b>0.00</b>	<b>0.00</b>	<b>0.00</b>	<b>0.00</b>	<b>0.00 %</b>
<b>Fund 112 Total:</b>	<b>0.00</b>	<b>0.00</b>	<b>0.00</b>	<b>0.00</b>	<b>0.00</b>	<b>0.00</b>	<b>0.00 %</b>
<b>Fund: 113 - CIVIL FEES - ADULT PROBATION</b>							
Revenue							
<u>113-32106</u> CIVIL FEES	0.00	0.00	570.00	39,590.51	0.00	-39,590.51	0.00 %
<b>Revenue Total:</b>	<b>0.00</b>	<b>0.00</b>	<b>570.00</b>	<b>39,590.51</b>	<b>0.00</b>	<b>-39,590.51</b>	<b>0.00 %</b>
<b>Fund 113 Total:</b>	<b>0.00</b>	<b>0.00</b>	<b>570.00</b>	<b>39,590.51</b>	<b>0.00</b>	<b>-39,590.51</b>	<b>0.00 %</b>
<b>Report Total:</b>	<b>-2,668,207.50</b>	<b>3,185,794.89</b>	<b>274,744.79</b>	<b>-3,653,923.64</b>	<b>0.00</b>	<b>6,839,718.53</b>	<b>214.69 %</b>

## Group Summary

Account Type	Original Total Budget	Current Total Budget	Period Activity	Fiscal Activity	Encumbrances	Budget Remaining	Percent Remaining
<b>Fund: 010 - GENERAL FUND</b>							
Revenue	7,592,637.00	7,592,637.00	333,578.86	6,512,429.06	0.00	1,080,207.94	14.23 %
<b>Department: 401 - COMMISSIONER'S COURT</b>							
Expense	2,331,646.00	2,234,646.00	103,369.14	898,673.11	0.00	1,335,972.89	59.78 %
<b>Department 401 Total:</b>	<b>2,331,646.00</b>	<b>2,234,646.00</b>	<b>103,369.14</b>	<b>898,673.11</b>	<b>0.00</b>	<b>1,335,972.89</b>	<b>59.78 %</b>
<b>Department: 402 - COUNTY CLERK</b>							
Expense	237,678.00	237,678.00	19,584.11	128,461.19	0.00	109,216.81	45.95 %
<b>Department 402 Total:</b>	<b>237,678.00</b>	<b>237,678.00</b>	<b>19,584.11</b>	<b>128,461.19</b>	<b>0.00</b>	<b>109,216.81</b>	<b>45.95 %</b>
<b>Department: 405 - VETERANS SERVICE</b>							
Expense	31,784.00	31,784.00	1,417.74	11,617.44	0.00	20,166.56	63.45 %
<b>Department 405 Total:</b>	<b>31,784.00</b>	<b>31,784.00</b>	<b>1,417.74</b>	<b>11,617.44</b>	<b>0.00</b>	<b>20,166.56</b>	<b>63.45 %</b>
<b>Department: 407 - DISTRICT CLERK</b>							
Expense	145,791.00	145,791.00	13,105.79	74,711.27	0.00	71,079.73	48.75 %
<b>Department 407 Total:</b>	<b>145,791.00</b>	<b>145,791.00</b>	<b>13,105.79</b>	<b>74,711.27</b>	<b>0.00</b>	<b>71,079.73</b>	<b>48.75 %</b>
<b>Department: 408 - JURY ACCOUNT</b>							
Expense	157,450.00	157,450.00	3,606.00	48,409.70	0.00	109,040.30	69.25 %
<b>Department 408 Total:</b>	<b>157,450.00</b>	<b>157,450.00</b>	<b>3,606.00</b>	<b>48,409.70</b>	<b>0.00</b>	<b>109,040.30</b>	<b>69.25 %</b>
<b>Department: 409 - 88TH JUDICIAL DISTRICT</b>							
Expense	34,061.00	34,061.00	2,563.90	19,349.91	0.00	14,711.09	43.19 %
<b>Department 409 Total:</b>	<b>34,061.00</b>	<b>34,061.00</b>	<b>2,563.90</b>	<b>19,349.91</b>	<b>0.00</b>	<b>14,711.09</b>	<b>43.19 %</b>
<b>Department: 410 - 1-A JUDICIAL DISTRICT</b>							
Expense	38,098.00	38,098.00	2,021.72	21,914.48	0.00	16,183.52	42.48 %
<b>Department 410 Total:</b>	<b>38,098.00</b>	<b>38,098.00</b>	<b>2,021.72</b>	<b>21,914.48</b>	<b>0.00</b>	<b>16,183.52</b>	<b>42.48 %</b>
<b>Department: 411 - JUSTICE OF PEACE #1</b>							
Expense	119,137.00	119,137.00	9,442.77	62,751.52	0.00	56,385.48	47.33 %
<b>Department 411 Total:</b>	<b>119,137.00</b>	<b>119,137.00</b>	<b>9,442.77</b>	<b>62,751.52</b>	<b>0.00</b>	<b>56,385.48</b>	<b>47.33 %</b>
<b>Department: 412 - JUSTICE OF PEACE #2</b>							
Expense	32,039.00	32,039.00	2,510.97	17,649.48	0.00	14,389.52	44.91 %
<b>Department 412 Total:</b>	<b>32,039.00</b>	<b>32,039.00</b>	<b>2,510.97</b>	<b>17,649.48</b>	<b>0.00</b>	<b>14,389.52</b>	<b>44.91 %</b>
<b>Department: 413 - JUSTICE OF PEACE #3</b>							
Expense	32,944.00	32,944.00	2,452.17	18,604.47	0.00	14,339.53	43.53 %
<b>Department 413 Total:</b>	<b>32,944.00</b>	<b>32,944.00</b>	<b>2,452.17</b>	<b>18,604.47</b>	<b>0.00</b>	<b>14,339.53</b>	<b>43.53 %</b>
<b>Department: 414 - JUSTICE OF PEACE #4</b>							
Expense	33,344.00	33,344.00	2,452.17	17,009.17	0.00	16,334.83	48.99 %
<b>Department 414 Total:</b>	<b>33,344.00</b>	<b>33,344.00</b>	<b>2,452.17</b>	<b>17,009.17</b>	<b>0.00</b>	<b>16,334.83</b>	<b>48.99 %</b>
<b>Department: 415 - COUNTY COURT</b>							
Expense	24,466.00	24,466.00	1,593.50	13,964.21	0.00	10,501.79	42.92 %

Budget Report

For Fiscal: 2012 Period Ending: 06/30/2012

Account Type	Original Total Budget	Current Total Budget	Period Activity	Fiscal Activity	Encumbrances	Budget Remaining	Percent Remaining
<b>Department 415 Total:</b>	<b>24,466.00</b>	<b>24,466.00</b>	<b>1,593.50</b>	<b>13,964.21</b>	<b>0.00</b>	<b>10,501.79</b>	<b>42.92 %</b>
<b>Department: 419 - DISTRICT ATTORNEY</b>							
Expense	296,994.00	296,994.00	20,680.43	142,390.88	0.00	154,603.12	52.06 %
<b>Department 419 Total:</b>	<b>296,994.00</b>	<b>296,994.00</b>	<b>20,680.43</b>	<b>142,390.88</b>	<b>0.00</b>	<b>154,603.12</b>	<b>52.06 %</b>
<b>Department: 420 - TAX ASSESSOR/COLLECTOR</b>							
Expense	197,958.00	197,958.00	16,445.52	104,969.19	0.00	92,988.81	46.97 %
<b>Department 420 Total:</b>	<b>197,958.00</b>	<b>197,958.00</b>	<b>16,445.52</b>	<b>104,969.19</b>	<b>0.00</b>	<b>92,988.81</b>	<b>46.97 %</b>
<b>Department: 421 - COUNTY JUDGE</b>							
Expense	171,624.00	171,624.00	14,145.24	76,602.94	0.00	95,021.06	55.37 %
<b>Department 421 Total:</b>	<b>171,624.00</b>	<b>171,624.00</b>	<b>14,145.24</b>	<b>76,602.94</b>	<b>0.00</b>	<b>95,021.06</b>	<b>55.37 %</b>
<b>Department: 422 - COUNTY AUDITOR</b>							
Expense	110,744.00	110,744.00	11,080.95	68,266.46	0.00	42,477.54	38.36 %
<b>Department 422 Total:</b>	<b>110,744.00</b>	<b>110,744.00</b>	<b>11,080.95</b>	<b>68,266.46</b>	<b>0.00</b>	<b>42,477.54</b>	<b>38.36 %</b>
<b>Department: 423 - COUNTY TREASURER</b>							
Expense	84,601.00	84,601.00	5,141.43	36,338.42	0.00	48,262.58	57.05 %
<b>Department 423 Total:</b>	<b>84,601.00</b>	<b>84,601.00</b>	<b>5,141.43</b>	<b>36,338.42</b>	<b>0.00</b>	<b>48,262.58</b>	<b>57.05 %</b>
<b>Department: 424 - CONSTABLE, PCT. I</b>							
Expense	33,943.00	35,843.37	2,724.13	19,254.20	0.00	16,589.17	46.28 %
<b>Department 424 Total:</b>	<b>33,943.00</b>	<b>35,843.37</b>	<b>2,724.13</b>	<b>19,254.20</b>	<b>0.00</b>	<b>16,589.17</b>	<b>46.28 %</b>
<b>Department: 425 - CONSTABLE, PCT. II</b>							
Expense	34,709.00	36,512.50	2,710.92	19,591.86	0.00	16,920.64	46.34 %
<b>Department 425 Total:</b>	<b>34,709.00</b>	<b>36,512.50</b>	<b>2,710.92</b>	<b>19,591.86</b>	<b>0.00</b>	<b>16,920.64</b>	<b>46.34 %</b>
<b>Department: 426 - SHERIFF DEPT</b>							
Expense	1,334,600.00	1,357,965.00	101,473.46	721,475.36	0.00	636,489.64	46.87 %
<b>Department 426 Total:</b>	<b>1,334,600.00</b>	<b>1,357,965.00</b>	<b>101,473.46</b>	<b>721,475.36</b>	<b>0.00</b>	<b>636,489.64</b>	<b>46.87 %</b>
<b>Department: 427 - SHERIFF - JAIL</b>							
Expense	354,145.00	354,145.00	26,475.47	195,417.48	0.00	158,727.52	44.82 %
<b>Department 427 Total:</b>	<b>354,145.00</b>	<b>354,145.00</b>	<b>26,475.47</b>	<b>195,417.48</b>	<b>0.00</b>	<b>158,727.52</b>	<b>44.82 %</b>
<b>Department: 428 - CONSTABLE, PCT. III</b>							
Expense	35,148.00	36,986.37	2,867.23	19,435.91	0.00	17,550.46	47.45 %
<b>Department 428 Total:</b>	<b>35,148.00</b>	<b>36,986.37</b>	<b>2,867.23</b>	<b>19,435.91</b>	<b>0.00</b>	<b>17,550.46</b>	<b>47.45 %</b>
<b>Department: 429 - CONSTABLE, PCT. IV</b>							
Expense	34,542.00	34,832.67	2,812.23	19,738.76	0.00	15,093.91	43.33 %
<b>Department 429 Total:</b>	<b>34,542.00</b>	<b>34,832.67</b>	<b>2,812.23</b>	<b>19,738.76</b>	<b>0.00</b>	<b>15,093.91</b>	<b>43.33 %</b>
<b>Department: 430 - D.P.S.</b>							
Expense	34,114.00	34,114.00	2,414.18	17,345.86	0.00	16,768.14	49.15 %
<b>Department 430 Total:</b>	<b>34,114.00</b>	<b>34,114.00</b>	<b>2,414.18</b>	<b>17,345.86</b>	<b>0.00</b>	<b>16,768.14</b>	<b>49.15 %</b>
<b>Department: 435 - FOSTER CHILD CARE</b>							
Expense	5,000.00	5,000.00	0.00	100.00	0.00	4,900.00	98.00 %

Budget Report

For Fiscal: 2012 Period Ending: 06/30/2012

Account Type	Original Total Budget	Current Total Budget	Period Activity	Fiscal Activity	Encumbrances	Budget Remaining	Percent Remaining
<b>Department 435 Total:</b>	<b>5,000.00</b>	<b>5,000.00</b>	<b>0.00</b>	<b>100.00</b>	<b>0.00</b>	<b>4,900.00</b>	<b>98.00 %</b>
<b>Department: 436 - HEALTH OFFICER INSURANCE</b>							
Expense	16,000.00	16,000.00	300.00	12,100.00	0.00	3,900.00	24.38 %
<b>Department 436 Total:</b>	<b>16,000.00</b>	<b>16,000.00</b>	<b>300.00</b>	<b>12,100.00</b>	<b>0.00</b>	<b>3,900.00</b>	<b>24.38 %</b>
<b>Department: 438 - GRANT M</b>							
Expense	0.00	0.00	0.00	0.00	0.00	0.00	0.00 %
<b>Department 438 Total:</b>	<b>0.00</b>	<b>0.00</b>	<b>0.00</b>	<b>0.00</b>	<b>0.00</b>	<b>0.00</b>	<b>0.00 %</b>
<b>Department: 439 - EXTENSION OFFICE</b>							
Expense	75,472.00	47,044.00	1,401.81	9,273.59	0.00	37,770.41	80.29 %
<b>Department 439 Total:</b>	<b>75,472.00</b>	<b>47,044.00</b>	<b>1,401.81</b>	<b>9,273.59</b>	<b>0.00</b>	<b>37,770.41</b>	<b>80.29 %</b>
<b>Department: 440 - UNDEFINED</b>							
Expense	210,000.00	210,000.00	4,134.32	61,835.37	0.00	148,164.63	70.55 %
<b>Department 440 Total:</b>	<b>210,000.00</b>	<b>210,000.00</b>	<b>4,134.32</b>	<b>61,835.37</b>	<b>0.00</b>	<b>148,164.63</b>	<b>70.55 %</b>
<b>Department: 442 - BUIDLING MAINTENANCE</b>							
Expense	408,867.00	408,867.00	12,612.87	161,321.65	0.00	247,545.35	60.54 %
<b>Department 442 Total:</b>	<b>408,867.00</b>	<b>408,867.00</b>	<b>12,612.87</b>	<b>161,321.65</b>	<b>0.00</b>	<b>247,545.35</b>	<b>60.54 %</b>
<b>Department: 453 - PROG SA</b>							
Expense	169,000.00	169,000.00	35,399.95	177,867.80	0.00	-8,867.80	-5.25 %
<b>Department 453 Total:</b>	<b>169,000.00</b>	<b>169,000.00</b>	<b>35,399.95</b>	<b>177,867.80</b>	<b>0.00</b>	<b>-8,867.80</b>	<b>-5.25 %</b>
<b>Department: 496 - DEBT SERVICE</b>							
Expense	757,657.00	857,657.00	0.00	962,706.88	0.00	-105,049.88	-12.25 %
<b>Department 496 Total:</b>	<b>757,657.00</b>	<b>857,657.00</b>	<b>0.00</b>	<b>962,706.88</b>	<b>0.00</b>	<b>-105,049.88</b>	<b>-12.25 %</b>
<b>Fund 010 Total:</b>	<b>-9,081.00</b>	<b>-5,311.09</b>	<b>93,361.26</b>	<b>-2,353,280.50</b>	<b>0.00</b>	<b>2,347,969.41</b>	<b>14,208.80 %</b>
<b>Fund: 011 - ADVALOREM TAXES CLEARING</b>							
Revenue	0.00	0.00	0.00	0.00	0.00	0.00	0.00 %
<b>Department: 000 - BASIC OPERATIONS</b>							
Expense	0.00	0.00	0.00	0.00	0.00	0.00	0.00 %
<b>Department 000 Total:</b>	<b>0.00</b>	<b>0.00</b>	<b>0.00</b>	<b>0.00</b>	<b>0.00</b>	<b>0.00</b>	<b>0.00 %</b>
<b>Fund 011 Total:</b>	<b>0.00</b>	<b>0.00</b>	<b>0.00</b>	<b>0.00</b>	<b>0.00</b>	<b>0.00</b>	<b>0.00 %</b>
<b>Fund: 012 - TC CHAPTER 19</b>							
Revenue	0.00	3,000.00	0.00	3,751.75	0.00	-751.75	-25.06 %
<b>Department: 000 - BASIC OPERATIONS</b>							
Expense	0.00	3,000.00	0.00	0.00	0.00	3,000.00	100.00 %
<b>Department 000 Total:</b>	<b>0.00</b>	<b>3,000.00</b>	<b>0.00</b>	<b>0.00</b>	<b>0.00</b>	<b>3,000.00</b>	<b>100.00 %</b>
<b>Fund 012 Total:</b>	<b>0.00</b>	<b>0.00</b>	<b>0.00</b>	<b>-3,751.75</b>	<b>0.00</b>	<b>3,751.75</b>	<b>0.00 %</b>
<b>Fund: 015 - U. S. MARSHALL PRISONER REFUND</b>							
Revenue	0.00	0.00	0.00	0.00	0.00	0.00	0.00 %
<b>Department: 000 - BASIC OPERATIONS</b>							
Expense	0.00	0.00	0.00	0.00	0.00	0.00	0.00 %

Budget Report

For Fiscal: 2012 Period Ending: 06/30/2012

Account Type	Original Total Budget	Current Total Budget	Period Activity	Fiscal Activity	Encumbrances	Budget Remaining	Percent Remaining
<b>Department 000 Total:</b>	<b>0.00</b>	<b>0.00</b>	<b>0.00</b>	<b>0.00</b>	<b>0.00</b>	<b>0.00</b>	<b>0.00 %</b>
<b>Fund 015 Total:</b>	<b>0.00</b>	<b>0.00</b>	<b>0.00</b>	<b>0.00</b>	<b>0.00</b>	<b>0.00</b>	<b>0.00 %</b>
<b>Fund: 016 - TC COLLECTION SP</b>							
Revenue	0.00	0.00	0.44	2,703.85	0.00	-2,703.85	0.00 %
<b>Fund 016 Total:</b>	<b>0.00</b>	<b>0.00</b>	<b>0.44</b>	<b>2,703.85</b>	<b>0.00</b>	<b>-2,703.85</b>	<b>0.00 %</b>
<b>Fund: 020 - GENERAL ROAD &amp; BRIDGE</b>							
Revenue	2,588,075.00	2,588,075.00	71,012.14	2,100,176.31	0.00	487,898.69	18.85 %
<b>Department: 000 - BASIC OPERATIONS</b>							
Expense	0.00	0.00	71,012.14	2,100,176.31	0.00	-2,100,176.31	0.00 %
<b>Department 000 Total:</b>	<b>0.00</b>	<b>0.00</b>	<b>71,012.14</b>	<b>2,100,176.31</b>	<b>0.00</b>	<b>-2,100,176.31</b>	<b>0.00 %</b>
<b>Fund 020 Total:</b>	<b>-2,588,075.00</b>	<b>-2,588,075.00</b>	<b>0.00</b>	<b>0.00</b>	<b>0.00</b>	<b>-2,588,075.00</b>	<b>100.00 %</b>
<b>Fund: 021 - ROAD &amp; BRIDGE I</b>							
Revenue	643,160.52	643,160.52	17,744.18	524,364.54	0.00	118,795.98	18.47 %
<b>Department: 000 - BASIC OPERATIONS</b>							
Expense	595,085.00	595,085.00	45,669.20	379,178.80	0.00	215,906.20	36.28 %
<b>Department 000 Total:</b>	<b>595,085.00</b>	<b>595,085.00</b>	<b>45,669.20</b>	<b>379,178.80</b>	<b>0.00</b>	<b>215,906.20</b>	<b>36.28 %</b>
<b>Fund 021 Total:</b>	<b>-48,075.52</b>	<b>-48,075.52</b>	<b>27,925.02</b>	<b>-145,185.74</b>	<b>0.00</b>	<b>97,110.22</b>	<b>-202.00 %</b>
<b>Fund: 022 - ROAD &amp; BRIDGE II</b>							
Revenue	669,724.17	669,724.17	14,564.99	480,474.93	0.00	189,249.24	28.26 %
<b>Department: 000 - BASIC OPERATIONS</b>							
Expense	669,724.00	669,724.00	35,627.59	380,896.60	0.00	288,827.40	43.13 %
<b>Department 000 Total:</b>	<b>669,724.00</b>	<b>669,724.00</b>	<b>35,627.59</b>	<b>380,896.60</b>	<b>0.00</b>	<b>288,827.40</b>	<b>43.13 %</b>
<b>Fund 022 Total:</b>	<b>-0.17</b>	<b>-0.17</b>	<b>21,062.60</b>	<b>-99,578.33</b>	<b>0.00</b>	<b>99,578.16</b>	<b>5,388.24 %</b>
<b>Fund: 023 - ROAD &amp; BRIDGE III</b>							
Revenue	841,719.16	841,719.16	22,816.39	684,336.55	0.00	157,382.61	18.70 %
<b>Department: 000 - BASIC OPERATIONS</b>							
Expense	813,150.00	813,150.00	52,989.43	392,320.81	0.00	420,829.19	51.75 %
<b>Department 000 Total:</b>	<b>813,150.00</b>	<b>813,150.00</b>	<b>52,989.43</b>	<b>392,320.81</b>	<b>0.00</b>	<b>420,829.19</b>	<b>51.75 %</b>
<b>Fund 023 Total:</b>	<b>-28,569.16</b>	<b>-28,569.16</b>	<b>30,173.04</b>	<b>-292,015.74</b>	<b>0.00</b>	<b>263,446.58</b>	<b>-922.14 %</b>
<b>Fund: 024 - ROAD &amp; BRIDGE IV</b>							
Revenue	763,324.15	713,324.15	19,667.90	628,415.14	0.00	84,909.01	11.90 %
<b>Department: 000 - BASIC OPERATIONS</b>							
Expense	768,324.00	818,324.00	81,928.10	393,562.62	0.00	424,761.38	51.91 %
<b>Department 000 Total:</b>	<b>768,324.00</b>	<b>818,324.00</b>	<b>81,928.10</b>	<b>393,562.62</b>	<b>0.00</b>	<b>424,761.38</b>	<b>51.91 %</b>
<b>Fund 024 Total:</b>	<b>4,999.85</b>	<b>104,999.85</b>	<b>62,260.20</b>	<b>-234,852.52</b>	<b>0.00</b>	<b>339,852.37</b>	<b>323.67 %</b>
<b>Fund: 025 - TYLER CO AIRPORT</b>							
Revenue	31,800.00	31,800.00	3.08	8,386.10	0.00	23,413.90	73.63 %
<b>Department: 000 - BASIC OPERATIONS</b>							
Expense	31,800.00	31,800.00	0.00	32,027.37	0.00	-227.37	-0.72 %



Budget Report

For Fiscal: 2012 Period Ending: 06/30/2012

Account Type	Original Total Budget	Current Total Budget	Period Activity	Fiscal Activity	Encumbrances	Budget Remaining	Percent Remaining
<b>Department 000 Total:</b>	<b>31,800.00</b>	<b>31,800.00</b>	<b>0.00</b>	<b>32,027.37</b>	<b>0.00</b>	<b>-227.37</b>	<b>-0.72 %</b>
<b>Fund 025 Total:</b>	<b>0.00</b>	<b>0.00</b>	<b>-3.08</b>	<b>23,641.27</b>	<b>0.00</b>	<b>-23,641.27</b>	<b>0.00 %</b>
<b>Fund: 026 - TYLER CO. RODEO ARENA/FAIRGRND</b>							
Revenue	22,530.00	22,530.00	5.77	20,410.47	0.00	2,119.53	9.41 %
<b>Department: 000 - BASIC OPERATIONS</b>							
Expense	20,200.00	20,200.00	0.00	5,593.63	0.00	14,606.37	72.31 %
<b>Department 000 Total:</b>	<b>20,200.00</b>	<b>20,200.00</b>	<b>0.00</b>	<b>5,593.63</b>	<b>0.00</b>	<b>14,606.37</b>	<b>72.31 %</b>
<b>Fund 026 Total:</b>	<b>-2,330.00</b>	<b>-2,330.00</b>	<b>-5.77</b>	<b>-14,816.84</b>	<b>0.00</b>	<b>12,486.84</b>	<b>-535.92 %</b>
<b>Fund: 027 - TDHCA OWNER OCCUPIED HOME GRAN</b>							
Revenue	0.00	0.00	0.00	0.00	0.00	0.00	0.00 %
<b>Department: 000 - BASIC OPERATIONS</b>							
Expense	0.00	0.00	0.00	0.00	0.00	0.00	0.00 %
<b>Department 000 Total:</b>	<b>0.00</b>	<b>0.00</b>	<b>0.00</b>	<b>0.00</b>	<b>0.00</b>	<b>0.00</b>	<b>0.00 %</b>
<b>Fund 027 Total:</b>	<b>0.00</b>	<b>0.00</b>	<b>0.00</b>	<b>0.00</b>	<b>0.00</b>	<b>0.00</b>	<b>0.00 %</b>
<b>Fund: 028 - ECONOMIC DEVELOPMENT</b>							
Revenue	11,600.00	11,600.00	4.42	10,509.05	0.00	1,090.95	9.40 %
<b>Department: 000 - BASIC OPERATIONS</b>							
Expense	11,600.00	11,600.00	5,000.00	5,000.00	0.00	6,600.00	56.90 %
<b>Department 000 Total:</b>	<b>11,600.00</b>	<b>11,600.00</b>	<b>5,000.00</b>	<b>5,000.00</b>	<b>0.00</b>	<b>6,600.00</b>	<b>56.90 %</b>
<b>Fund 028 Total:</b>	<b>0.00</b>	<b>0.00</b>	<b>4,995.58</b>	<b>-5,509.05</b>	<b>0.00</b>	<b>5,509.05</b>	<b>0.00 %</b>
<b>Fund: 029 - BENEVOLENCE FUND</b>							
Revenue	55.00	55.00	0.00	84.71	0.00	-29.71	-54.02 %
<b>Department: 000 - BASIC OPERATIONS</b>							
Expense	55.00	55.00	0.00	0.00	0.00	55.00	100.00 %
<b>Department 000 Total:</b>	<b>55.00</b>	<b>55.00</b>	<b>0.00</b>	<b>0.00</b>	<b>0.00</b>	<b>55.00</b>	<b>100.00 %</b>
<b>Fund 029 Total:</b>	<b>0.00</b>	<b>0.00</b>	<b>0.00</b>	<b>-84.71</b>	<b>0.00</b>	<b>84.71</b>	<b>0.00 %</b>
<b>Fund: 030 - DIST CL'K STATE APPROP</b>							
Revenue	46,800.00	46,800.00	6.66	15.03	0.00	46,784.97	99.97 %
<b>Department: 000 - BASIC OPERATIONS</b>							
Expense	46,800.00	46,800.00	0.00	0.00	0.00	46,800.00	100.00 %
<b>Department 000 Total:</b>	<b>46,800.00</b>	<b>46,800.00</b>	<b>0.00</b>	<b>0.00</b>	<b>0.00</b>	<b>46,800.00</b>	<b>100.00 %</b>
<b>Fund 030 Total:</b>	<b>0.00</b>	<b>0.00</b>	<b>-6.66</b>	<b>-15.03</b>	<b>0.00</b>	<b>15.03</b>	<b>0.00 %</b>
<b>Fund: 031 - COUNTY CLERK RMP</b>							
Revenue	207,651.00	207,651.00	4,628.85	27,986.96	0.00	179,664.04	86.52 %
<b>Department: 000 - BASIC OPERATIONS</b>							
Expense	205,445.55	205,445.55	1,958.64	13,829.70	0.00	191,615.85	93.27 %
<b>Department 000 Total:</b>	<b>205,445.55</b>	<b>205,445.55</b>	<b>1,958.64</b>	<b>13,829.70</b>	<b>0.00</b>	<b>191,615.85</b>	<b>93.27 %</b>

Budget Report

For Fiscal: 2012 Period Ending: 06/30/2012

Account Type	Original Total Budget	Current Total Budget	Period Activity	Fiscal Activity	Encumbrances	Budget Remaining	Percent Remaining
Department: 448 - COUNTY PAID							
Expense	2,205.40	2,205.40	0.00	0.00	0.00	2,205.40	100.00 %
<b>Department 448 Total:</b>	<b>2,205.40</b>	<b>2,205.40</b>	<b>0.00</b>	<b>0.00</b>	<b>0.00</b>	<b>2,205.40</b>	<b>100.00 %</b>
<b>Fund 031 Total:</b>	<b>-0.05</b>	<b>-0.05</b>	<b>-2,670.21</b>	<b>-14,157.26</b>	<b>0.00</b>	<b>14,157.21</b>	<b>4,420.00 %</b>
<b>Fund: 032 - C D A FORFEITURE</b>							
Revenue	0.00	0.00	2.17	5.00	0.00	-5.00	0.00 %
Department: 000 - BASIC OPERATIONS							
Expense	0.00	16,000.00	0.00	650.00	0.00	15,350.00	95.94 %
<b>Department 000 Total:</b>	<b>0.00</b>	<b>16,000.00</b>	<b>0.00</b>	<b>650.00</b>	<b>0.00</b>	<b>15,350.00</b>	<b>95.94 %</b>
<b>Fund 032 Total:</b>	<b>0.00</b>	<b>16,000.00</b>	<b>-2.17</b>	<b>645.00</b>	<b>0.00</b>	<b>15,355.00</b>	<b>95.97 %</b>
<b>Fund: 033 - SHERIFF FORFEITURE</b>							
Revenue	0.00	0.00	2.65	6.28	0.00	-6.28	0.00 %
Department: 000 - BASIC OPERATIONS							
Expense	0.00	20,000.00	0.00	1,730.90	0.00	18,269.10	91.35 %
<b>Department 000 Total:</b>	<b>0.00</b>	<b>20,000.00</b>	<b>0.00</b>	<b>1,730.90</b>	<b>0.00</b>	<b>18,269.10</b>	<b>91.35 %</b>
<b>Fund 033 Total:</b>	<b>0.00</b>	<b>20,000.00</b>	<b>-2.65</b>	<b>1,724.62</b>	<b>0.00</b>	<b>18,275.38</b>	<b>91.38 %</b>
<b>Fund: 034 - DISTRICT CLERK RMP</b>							
Revenue	0.00	0.00	155.88	1,821.90	0.00	-1,821.90	0.00 %
Department: 000 - BASIC OPERATIONS							
Expense	0.00	0.00	0.00	1,217.34	0.00	-1,217.34	0.00 %
<b>Department 000 Total:</b>	<b>0.00</b>	<b>0.00</b>	<b>0.00</b>	<b>1,217.34</b>	<b>0.00</b>	<b>-1,217.34</b>	<b>0.00 %</b>
<b>Fund 034 Total:</b>	<b>0.00</b>	<b>0.00</b>	<b>-155.88</b>	<b>-604.56</b>	<b>0.00</b>	<b>604.56</b>	<b>0.00 %</b>
<b>Fund: 035 - TEMPLE FOUND/ARE YOU O K GRANT</b>							
Revenue	0.00	0.00	0.00	0.00	0.00	0.00	0.00 %
Department: 000 - BASIC OPERATIONS							
Expense	0.00	0.00	0.00	0.00	0.00	0.00	0.00 %
<b>Department 000 Total:</b>	<b>0.00</b>	<b>0.00</b>	<b>0.00</b>	<b>0.00</b>	<b>0.00</b>	<b>0.00</b>	<b>0.00 %</b>
<b>Fund 035 Total:</b>	<b>0.00</b>	<b>0.00</b>	<b>0.00</b>	<b>0.00</b>	<b>0.00</b>	<b>0.00</b>	<b>0.00 %</b>
<b>Fund: 036 - LIBRARY FUND</b>							
Revenue	8,800.00	8,800.00	620.24	4,202.83	0.00	4,597.17	52.24 %
Department: 000 - BASIC OPERATIONS							
Expense	8,800.00	8,800.00	0.00	2,047.55	0.00	6,752.45	76.73 %
<b>Department 000 Total:</b>	<b>8,800.00</b>	<b>8,800.00</b>	<b>0.00</b>	<b>2,047.55</b>	<b>0.00</b>	<b>6,752.45</b>	<b>76.73 %</b>
<b>Fund 036 Total:</b>	<b>0.00</b>	<b>0.00</b>	<b>-620.24</b>	<b>-2,155.28</b>	<b>0.00</b>	<b>2,155.28</b>	<b>0.00 %</b>
<b>Fund: 037 - T C COLLECTION CENTER</b>							
Revenue	210,300.00	210,300.00	11,208.22	190,850.86	0.00	19,449.14	9.25 %
Department: 000 - BASIC OPERATIONS							
Expense	209,607.00	209,607.00	7,322.11	72,468.96	0.00	137,138.04	65.43 %

Budget Report

For Fiscal: 2012 Period Ending: 06/30/2012

Account Type	Original Total Budget	Current Total Budget	Period Activity	Fiscal Activity	Encumbrances	Budget Remaining	Percent Remaining
<b>Department 000 Total:</b>	<b>209,607.00</b>	<b>209,607.00</b>	<b>7,322.11</b>	<b>72,468.96</b>	<b>0.00</b>	<b>137,138.04</b>	<b>65.43 %</b>
<b>Fund 037 Total:</b>	<b>-693.00</b>	<b>-693.00</b>	<b>-3,886.11</b>	<b>-118,381.90</b>	<b>0.00</b>	<b>117,688.90</b>	<b>6,982.53 %</b>
<b>Fund: 038 - VIOLENCE AGAINSTWOMEN SPEC PR</b>							
Revenue	0.00	0.00	0.00	24,988.02	0.00	-24,988.02	0.00 %
<b>Department: 000 - BASIC OPERATIONS</b>							
Expense	0.00	49,976.48	0.00	29,165.46	0.00	20,811.02	41.64 %
<b>Department 000 Total:</b>	<b>0.00</b>	<b>49,976.48</b>	<b>0.00</b>	<b>29,165.46</b>	<b>0.00</b>	<b>20,811.02</b>	<b>41.64 %</b>
<b>Fund 038 Total:</b>	<b>0.00</b>	<b>49,976.48</b>	<b>0.00</b>	<b>4,177.44</b>	<b>0.00</b>	<b>45,799.04</b>	<b>91.64 %</b>
<b>Fund: 039 - TXCDBG SMALL BUSINESS LOAN PRJ</b>							
Revenue	0.00	6,600.00	557.50	2,787.50	0.00	3,812.50	57.77 %
<b>Department: 000 - BASIC OPERATIONS</b>							
Expense	0.00	6,600.00	557.50	2,787.50	0.00	3,812.50	57.77 %
<b>Department 000 Total:</b>	<b>0.00</b>	<b>6,600.00</b>	<b>557.50</b>	<b>2,787.50</b>	<b>0.00</b>	<b>3,812.50</b>	<b>57.77 %</b>
<b>Fund 039 Total:</b>	<b>0.00</b>	<b>0.00</b>	<b>0.00</b>	<b>0.00</b>	<b>0.00</b>	<b>0.00</b>	<b>0.00 %</b>
<b>Fund: 040 - TXCDBG WATER IMPROVEMENTS GRAN</b>							
Revenue	0.00	0.00	0.00	0.00	0.00	0.00	0.00 %
<b>Department: 000 - BASIC OPERATIONS</b>							
Expense	0.00	0.00	0.00	0.00	0.00	0.00	0.00 %
<b>Department 000 Total:</b>	<b>0.00</b>	<b>0.00</b>	<b>0.00</b>	<b>0.00</b>	<b>0.00</b>	<b>0.00</b>	<b>0.00 %</b>
<b>Fund 040 Total:</b>	<b>0.00</b>	<b>0.00</b>	<b>0.00</b>	<b>0.00</b>	<b>0.00</b>	<b>0.00</b>	<b>0.00 %</b>
<b>Fund: 041 - PEACE OFFICER SERVICE FEES</b>							
Revenue	0.00	0.00	165.03	661.12	0.00	-661.12	0.00 %
<b>Department: 000 - BASIC OPERATIONS</b>							
Expense	0.00	0.00	0.00	0.00	0.00	0.00	0.00 %
<b>Department 000 Total:</b>	<b>0.00</b>	<b>0.00</b>	<b>0.00</b>	<b>0.00</b>	<b>0.00</b>	<b>0.00</b>	<b>0.00 %</b>
<b>Fund 041 Total:</b>	<b>0.00</b>	<b>0.00</b>	<b>-165.03</b>	<b>-661.12</b>	<b>0.00</b>	<b>661.12</b>	<b>0.00 %</b>
<b>Fund: 042 - HELP AMERICA VOTE ACT GRANT</b>							
Revenue	0.00	0.00	0.00	9,571.78	0.00	-9,571.78	0.00 %
<b>Department: 000 - BASIC OPERATIONS</b>							
Expense	0.00	0.00	0.00	0.00	0.00	0.00	0.00 %
<b>Department 000 Total:</b>	<b>0.00</b>	<b>0.00</b>	<b>0.00</b>	<b>0.00</b>	<b>0.00</b>	<b>0.00</b>	<b>0.00 %</b>
<b>Fund 042 Total:</b>	<b>0.00</b>	<b>0.00</b>	<b>0.00</b>	<b>-9,571.78</b>	<b>0.00</b>	<b>9,571.78</b>	<b>0.00 %</b>
<b>Fund: 043 - JAIL INTEREST &amp; SINKING</b>							
Revenue	0.00	0.00	281.67	2,403.15	0.00	-2,403.15	0.00 %
<b>Department: 000 - BASIC OPERATIONS</b>							
Expense	0.00	0.00	0.00	0.00	0.00	0.00	0.00 %
<b>Department 000 Total:</b>	<b>0.00</b>	<b>0.00</b>	<b>0.00</b>	<b>0.00</b>	<b>0.00</b>	<b>0.00</b>	<b>0.00 %</b>
<b>Fund 043 Total:</b>	<b>0.00</b>	<b>0.00</b>	<b>-281.67</b>	<b>-2,403.15</b>	<b>0.00</b>	<b>2,403.15</b>	<b>0.00 %</b>

Budget Report

For Fiscal: 2012 Period Ending: 06/30/2012

Account Type	Original Total Budget	Current Total Budget	Period Activity	Fiscal Activity	Encumbrances	Budget Remaining	Percent Remaining
<b>Fund: 044 - COURTHOUSE SECURITY</b>							
Revenue	58,720.00	58,720.00	1,041.00	6,717.56	0.00	52,002.44	88.56 %
<b>Department: 000 - BASIC OPERATIONS</b>							
Expense	70,012.00	70,012.00	2,331.21	9,698.45	0.00	60,313.55	86.15 %
<b>Department 000 Total:</b>	<b>70,012.00</b>	<b>70,012.00</b>	<b>2,331.21</b>	<b>9,698.45</b>	<b>0.00</b>	<b>60,313.55</b>	<b>86.15 %</b>
<b>Fund 044 Total:</b>	<b>11,292.00</b>	<b>11,292.00</b>	<b>1,290.21</b>	<b>2,980.89</b>	<b>0.00</b>	<b>8,311.11</b>	<b>73.60 %</b>
<b>Fund: 045 - COUNTY-RMP</b>							
Revenue	59,350.00	59,350.00	387.05	2,825.82	0.00	56,524.18	95.24 %
<b>Department: 000 - BASIC OPERATIONS</b>							
Expense	55,000.00	55,000.00	225.00	1,350.00	0.00	53,650.00	97.55 %
<b>Department 000 Total:</b>	<b>55,000.00</b>	<b>55,000.00</b>	<b>225.00</b>	<b>1,350.00</b>	<b>0.00</b>	<b>53,650.00</b>	<b>97.55 %</b>
<b>Fund 045 Total:</b>	<b>-4,350.00</b>	<b>-4,350.00</b>	<b>-162.05</b>	<b>-1,475.82</b>	<b>0.00</b>	<b>-2,874.18</b>	<b>66.07 %</b>
<b>Fund: 046 - STATE-CRIME STOPPERS</b>							
Revenue	0.00	0.00	0.07	2.15	0.00	-2.15	0.00 %
<b>Department: 000 - BASIC OPERATIONS</b>							
Expense	0.00	0.00	0.00	0.00	0.00	0.00	0.00 %
<b>Department 000 Total:</b>	<b>0.00</b>	<b>0.00</b>	<b>0.00</b>	<b>0.00</b>	<b>0.00</b>	<b>0.00</b>	<b>0.00 %</b>
<b>Fund 046 Total:</b>	<b>0.00</b>	<b>0.00</b>	<b>-0.07</b>	<b>-2.15</b>	<b>0.00</b>	<b>2.15</b>	<b>0.00 %</b>
<b>Fund: 047 - COUNTY-WIDE RIGHT-OF-WAY FUNDB</b>							
Revenue	556,000.00	556,000.00	89.49	202.04	0.00	555,797.96	99.96 %
<b>Department: 000 - BASIC OPERATIONS</b>							
Expense	556,000.00	556,000.00	0.00	0.00	0.00	556,000.00	100.00 %
<b>Department 000 Total:</b>	<b>556,000.00</b>	<b>556,000.00</b>	<b>0.00</b>	<b>0.00</b>	<b>0.00</b>	<b>556,000.00</b>	<b>100.00 %</b>
<b>Fund 047 Total:</b>	<b>0.00</b>	<b>0.00</b>	<b>-89.49</b>	<b>-202.04</b>	<b>0.00</b>	<b>202.04</b>	<b>0.00 %</b>
<b>Fund: 048 - EMERGENCY DISASTER RELIEF</b>							
Revenue	0.00	0.00	255.29	576.38	0.00	-576.38	0.00 %
<b>Department: 000 - BASIC OPERATIONS</b>							
Expense	0.00	0.00	0.00	0.00	0.00	0.00	0.00 %
<b>Department 000 Total:</b>	<b>0.00</b>	<b>0.00</b>	<b>0.00</b>	<b>0.00</b>	<b>0.00</b>	<b>0.00</b>	<b>0.00 %</b>
<b>Fund 048 Total:</b>	<b>0.00</b>	<b>0.00</b>	<b>-255.29</b>	<b>-576.38</b>	<b>0.00</b>	<b>576.38</b>	<b>0.00 %</b>
<b>Fund: 049 - C D A TRUST</b>							
Revenue	0.00	0.00	0.00	18,492.49	0.00	-18,492.49	0.00 %
<b>Department: 000 - BASIC OPERATIONS</b>							
Expense	0.00	0.00	0.00	18,492.49	0.00	-18,492.49	0.00 %
<b>Department 000 Total:</b>	<b>0.00</b>	<b>0.00</b>	<b>0.00</b>	<b>18,492.49</b>	<b>0.00</b>	<b>-18,492.49</b>	<b>0.00 %</b>
<b>Fund 049 Total:</b>	<b>0.00</b>	<b>0.00</b>	<b>0.00</b>	<b>0.00</b>	<b>0.00</b>	<b>0.00</b>	<b>0.00 %</b>
<b>Fund: 050 - C D A FEES</b>							
Revenue	0.00	15,000.00	0.00	2,398.28	0.00	12,601.72	84.01 %

## Budget Report

For Fiscal: 2012 Period Ending: 06/30/2012

Account Type	Original Total Budget	Current Total Budget	Period Activity	Fiscal Activity	Encumbrances	Budget Remaining	Percent Remaining
Department: 000 - BASIC OPERATIONS							
Expense	0.00	15,200.00	483.43	3,618.49	0.00	11,581.51	76.19 %
<b>Department 000 Total:</b>	<b>0.00</b>	<b>15,200.00</b>	<b>483.43</b>	<b>3,618.49</b>	<b>0.00</b>	<b>11,581.51</b>	<b>76.19 %</b>
<b>Fund 050 Total:</b>	<b>0.00</b>	<b>200.00</b>	<b>483.43</b>	<b>1,220.21</b>	<b>0.00</b>	<b>-1,020.21</b>	<b>-510.11 %</b>
<b>Fund: 051 - CDA STATE APPROPRIATIONS FUND</b>							
Revenue	0.00	0.00	4.68	10.56	0.00	-10.56	0.00 %
Department: 000 - BASIC OPERATIONS							
Expense	0.00	0.00	0.00	0.00	0.00	0.00	0.00 %
<b>Department 000 Total:</b>	<b>0.00</b>	<b>0.00</b>	<b>0.00</b>	<b>0.00</b>	<b>0.00</b>	<b>0.00</b>	<b>0.00 %</b>
<b>Fund 051 Total:</b>	<b>0.00</b>	<b>0.00</b>	<b>-4.68</b>	<b>-10.56</b>	<b>0.00</b>	<b>10.56</b>	<b>0.00 %</b>
<b>Fund: 052 - ALTERNATE DISPUTE RESOLUTION</b>							
Revenue	0.00	9,000.00	465.08	3,060.18	0.00	5,939.82	66.00 %
Department: 000 - BASIC OPERATIONS							
Expense	0.00	9,000.00	0.00	2,595.10	0.00	6,404.90	71.17 %
<b>Department 000 Total:</b>	<b>0.00</b>	<b>9,000.00</b>	<b>0.00</b>	<b>2,595.10</b>	<b>0.00</b>	<b>6,404.90</b>	<b>71.17 %</b>
<b>Fund 052 Total:</b>	<b>0.00</b>	<b>0.00</b>	<b>-465.08</b>	<b>-465.08</b>	<b>0.00</b>	<b>465.08</b>	<b>0.00 %</b>
<b>Fund: 055 - STATE-CRIM JUSTICE PLANNING</b>							
Revenue	0.00	0.00	0.00	20.00	0.00	-20.00	0.00 %
Department: 000 - BASIC OPERATIONS							
Expense	0.00	0.00	0.00	0.00	0.00	0.00	0.00 %
<b>Department 000 Total:</b>	<b>0.00</b>	<b>0.00</b>	<b>0.00</b>	<b>0.00</b>	<b>0.00</b>	<b>0.00</b>	<b>0.00 %</b>
<b>Fund 055 Total:</b>	<b>0.00</b>	<b>0.00</b>	<b>0.00</b>	<b>-20.00</b>	<b>0.00</b>	<b>20.00</b>	<b>0.00 %</b>
<b>Fund: 056 - STATE-JUDICIAL EDUCATION</b>							
Revenue	0.00	0.00	1.43	80.55	0.00	-80.55	0.00 %
Department: 000 - BASIC OPERATIONS							
Expense	0.00	0.00	0.00	56.70	0.00	-56.70	0.00 %
<b>Department 000 Total:</b>	<b>0.00</b>	<b>0.00</b>	<b>0.00</b>	<b>56.70</b>	<b>0.00</b>	<b>-56.70</b>	<b>0.00 %</b>
<b>Fund 056 Total:</b>	<b>0.00</b>	<b>0.00</b>	<b>-1.43</b>	<b>-23.85</b>	<b>0.00</b>	<b>23.85</b>	<b>0.00 %</b>
<b>Fund: 057 - STATE-LEOCE</b>							
Revenue	0.00	0.00	0.00	2.00	0.00	-2.00	0.00 %
Department: 000 - BASIC OPERATIONS							
Expense	0.00	0.00	0.00	0.00	0.00	0.00	0.00 %
<b>Department 000 Total:</b>	<b>0.00</b>	<b>0.00</b>	<b>0.00</b>	<b>0.00</b>	<b>0.00</b>	<b>0.00</b>	<b>0.00 %</b>
<b>Fund 057 Total:</b>	<b>0.00</b>	<b>0.00</b>	<b>0.00</b>	<b>-2.00</b>	<b>0.00</b>	<b>2.00</b>	<b>0.00 %</b>
<b>Fund: 058 - STATE-JUVENILE DIVERSION</b>							
Revenue	0.00	0.00	0.00	0.00	0.00	0.00	0.00 %
Department: 000 - BASIC OPERATIONS							
Expense	0.00	0.00	0.00	0.00	0.00	0.00	0.00 %

Budget Report

For Fiscal: 2012 Period Ending: 06/30/2012

Account Type	Original Total Budget	Current Total Budget	Period Activity	Fiscal Activity	Encumbrances	Budget Remaining	Percent Remaining
<b>Department 000 Total:</b>	<b>0.00</b>	<b>0.00</b>	<b>0.00</b>	<b>0.00</b>	<b>0.00</b>	<b>0.00</b>	<b>0.00 %</b>
<b>Fund 058 Total:</b>	<b>0.00</b>	<b>0.00</b>	<b>0.00</b>	<b>0.00</b>	<b>0.00</b>	<b>0.00</b>	<b>0.00 %</b>
<b>Fund: 059 - STATE-CVC</b>							
Revenue	0.00	0.00	97.29	1,857.54	0.00	-1,857.54	0.00 %
Department: 000 - BASIC OPERATIONS							
Expense	0.00	0.00	0.00	1,380.45	0.00	-1,380.45	0.00 %
<b>Department 000 Total:</b>	<b>0.00</b>	<b>0.00</b>	<b>0.00</b>	<b>1,380.45</b>	<b>0.00</b>	<b>-1,380.45</b>	<b>0.00 %</b>
<b>Fund 059 Total:</b>	<b>0.00</b>	<b>0.00</b>	<b>-97.29</b>	<b>-477.09</b>	<b>0.00</b>	<b>477.09</b>	<b>0.00 %</b>
<b>Fund: 060 - STATE-OCLF INSURANCE</b>							
Revenue	0.00	0.00	0.03	0.06	0.00	-0.06	0.00 %
Department: 000 - BASIC OPERATIONS							
Expense	0.00	0.00	0.00	0.00	0.00	0.00	0.00 %
<b>Department 000 Total:</b>	<b>0.00</b>	<b>0.00</b>	<b>0.00</b>	<b>0.00</b>	<b>0.00</b>	<b>0.00</b>	<b>0.00 %</b>
<b>Fund 060 Total:</b>	<b>0.00</b>	<b>0.00</b>	<b>-0.03</b>	<b>-0.06</b>	<b>0.00</b>	<b>0.06</b>	<b>0.00 %</b>
<b>Fund: 061 - STATE-DPS ARREST FEE</b>							
Revenue	0.00	0.00	433.99	2,926.26	0.00	-2,926.26	0.00 %
Department: 000 - BASIC OPERATIONS							
Expense	0.00	0.00	0.00	640.46	0.00	-640.46	0.00 %
<b>Department 000 Total:</b>	<b>0.00</b>	<b>0.00</b>	<b>0.00</b>	<b>640.46</b>	<b>0.00</b>	<b>-640.46</b>	<b>0.00 %</b>
<b>Fund 061 Total:</b>	<b>0.00</b>	<b>0.00</b>	<b>-433.99</b>	<b>-2,285.80</b>	<b>0.00</b>	<b>2,285.80</b>	<b>0.00 %</b>
<b>Fund: 062 - STATE-COMP REHABILITAT'N</b>							
Revenue	0.00	0.00	0.00	0.00	0.00	0.00	0.00 %
Department: 000 - BASIC OPERATIONS							
Expense	0.00	0.00	0.00	0.00	0.00	0.00	0.00 %
<b>Department 000 Total:</b>	<b>0.00</b>	<b>0.00</b>	<b>0.00</b>	<b>0.00</b>	<b>0.00</b>	<b>0.00</b>	<b>0.00 %</b>
<b>Fund 062 Total:</b>	<b>0.00</b>	<b>0.00</b>	<b>0.00</b>	<b>0.00</b>	<b>0.00</b>	<b>0.00</b>	<b>0.00 %</b>
<b>Fund: 063 - STATE-GENERAL REVENUE</b>							
Revenue	0.00	0.00	80.00	340.00	0.00	-340.00	0.00 %
Department: 000 - BASIC OPERATIONS							
Expense	0.00	0.00	0.00	126.13	0.00	-126.13	0.00 %
<b>Department 000 Total:</b>	<b>0.00</b>	<b>0.00</b>	<b>0.00</b>	<b>126.13</b>	<b>0.00</b>	<b>-126.13</b>	<b>0.00 %</b>
<b>Fund 063 Total:</b>	<b>0.00</b>	<b>0.00</b>	<b>-80.00</b>	<b>-213.87</b>	<b>0.00</b>	<b>213.87</b>	<b>0.00 %</b>
<b>Fund: 064 - STATE-LAW ENFORCEMENT MGT</b>							
Revenue	0.00	0.00	0.00	0.50	0.00	-0.50	0.00 %
Department: 000 - BASIC OPERATIONS							
Expense	0.00	0.00	0.00	0.00	0.00	0.00	0.00 %
<b>Department 000 Total:</b>	<b>0.00</b>	<b>0.00</b>	<b>0.00</b>	<b>0.00</b>	<b>0.00</b>	<b>0.00</b>	<b>0.00 %</b>
<b>Fund 064 Total:</b>	<b>0.00</b>	<b>0.00</b>	<b>0.00</b>	<b>-0.50</b>	<b>0.00</b>	<b>0.50</b>	<b>0.00 %</b>

Budget Report

For Fiscal: 2012 Period Ending: 06/30/2012

Account Type	Original Total Budget	Current Total Budget	Period Activity	Fiscal Activity	Encumbrances	Budget Remaining	Percent Remaining
<b>Fund: 065 - STATE-BREATH ALCOHOL TEST</b>							
Revenue	0.00	0.00	0.00	0.00	0.00	0.00	0.00 %
Department: 000 - BASIC OPERATIONS							
Expense	0.00	0.00	0.00	0.00	0.00	0.00	0.00 %
<b>Department 000 Total:</b>	<b>0.00</b>	<b>0.00</b>	<b>0.00</b>	<b>0.00</b>	<b>0.00</b>	<b>0.00</b>	<b>0.00 %</b>
<b>Fund 065 Total:</b>	<b>0.00</b>	<b>0.00</b>	<b>0.00</b>	<b>0.00</b>	<b>0.00</b>	<b>0.00</b>	<b>0.00 %</b>
<b>Fund: 066 - STATE-LEOA</b>							
Revenue	0.00	0.00	0.00	1.00	0.00	-1.00	0.00 %
Department: 000 - BASIC OPERATIONS							
Expense	0.00	0.00	0.00	0.00	0.00	0.00	0.00 %
<b>Department 000 Total:</b>	<b>0.00</b>	<b>0.00</b>	<b>0.00</b>	<b>0.00</b>	<b>0.00</b>	<b>0.00</b>	<b>0.00 %</b>
<b>Fund 066 Total:</b>	<b>0.00</b>	<b>0.00</b>	<b>0.00</b>	<b>-1.00</b>	<b>0.00</b>	<b>1.00</b>	<b>0.00 %</b>
<b>Fund: 067 - STATE-TLFTA</b>							
Revenue	0.00	0.00	30.00	373.01	0.00	-373.01	0.00 %
Department: 000 - BASIC OPERATIONS							
Expense	0.00	0.00	0.00	498.00	0.00	-498.00	0.00 %
<b>Department 000 Total:</b>	<b>0.00</b>	<b>0.00</b>	<b>0.00</b>	<b>498.00</b>	<b>0.00</b>	<b>-498.00</b>	<b>0.00 %</b>
<b>Fund 067 Total:</b>	<b>0.00</b>	<b>0.00</b>	<b>-30.00</b>	<b>124.99</b>	<b>0.00</b>	<b>-124.99</b>	<b>0.00 %</b>
<b>Fund: 068 - STATE-TIME PAYMENT</b>							
Revenue	0.00	0.00	229.56	1,602.62	0.00	-1,602.62	0.00 %
Department: 000 - BASIC OPERATIONS							
Expense	0.00	0.00	0.00	1,587.44	0.00	-1,587.44	0.00 %
<b>Department 000 Total:</b>	<b>0.00</b>	<b>0.00</b>	<b>0.00</b>	<b>1,587.44</b>	<b>0.00</b>	<b>-1,587.44</b>	<b>0.00 %</b>
<b>Fund 068 Total:</b>	<b>0.00</b>	<b>0.00</b>	<b>-229.56</b>	<b>-15.18</b>	<b>0.00</b>	<b>15.18</b>	<b>0.00 %</b>
<b>Fund: 069 - STATE-FUGITIVE APPREHENSION</b>							
Revenue	0.00	0.00	20.04	205.07	0.00	-205.07	0.00 %
Department: 000 - BASIC OPERATIONS							
Expense	0.00	0.00	0.00	153.00	0.00	-153.00	0.00 %
<b>Department 000 Total:</b>	<b>0.00</b>	<b>0.00</b>	<b>0.00</b>	<b>153.00</b>	<b>0.00</b>	<b>-153.00</b>	<b>0.00 %</b>
<b>Fund 069 Total:</b>	<b>0.00</b>	<b>0.00</b>	<b>-20.04</b>	<b>-52.07</b>	<b>0.00</b>	<b>52.07</b>	<b>0.00 %</b>
<b>Fund: 070 - STATE-CONSOLIDATED COURT COSTS</b>							
Revenue	0.00	0.00	4,298.65	29,035.99	0.00	-29,035.99	0.00 %
Department: 000 - BASIC OPERATIONS							
Expense	0.00	0.00	0.00	27,360.51	0.00	-27,360.51	0.00 %
<b>Department 000 Total:</b>	<b>0.00</b>	<b>0.00</b>	<b>0.00</b>	<b>27,360.51</b>	<b>0.00</b>	<b>-27,360.51</b>	<b>0.00 %</b>
<b>Fund 070 Total:</b>	<b>0.00</b>	<b>0.00</b>	<b>-4,298.65</b>	<b>-1,675.48</b>	<b>0.00</b>	<b>1,675.48</b>	<b>0.00 %</b>
<b>Fund: 071 - STATE-JUVENILE CRIME &amp; DELINQ</b>							
Revenue	0.00	0.00	0.00	16.25	0.00	-16.25	0.00 %

Budget Report

For Fiscal: 2012 Period Ending: 06/30/2012

Account Type	Original Total Budget	Current Total Budget	Period Activity	Fiscal Activity	Encumbrances	Budget Remaining	Percent Remaining
Department: 000 - BASIC OPERATIONS							
Expense	0.00	0.00	0.00	13.27	0.00	-13.27	0.00 %
<b>Department 000 Total:</b>	<b>0.00</b>	<b>0.00</b>	<b>0.00</b>	<b>13.27</b>	<b>0.00</b>	<b>-13.27</b>	<b>0.00 %</b>
<b>Fund 071 Total:</b>	<b>0.00</b>	<b>0.00</b>	<b>0.00</b>	<b>-2.98</b>	<b>0.00</b>	<b>2.98</b>	<b>0.00 %</b>
Fund: 072 - TYLER COUNTY SEACH & RESCUE							
Revenue	0.00	0.00	0.03	0.06	0.00	-0.06	0.00 %
Department: 000 - BASIC OPERATIONS							
Expense	0.00	0.00	0.00	0.00	0.00	0.00	0.00 %
<b>Department 000 Total:</b>	<b>0.00</b>	<b>0.00</b>	<b>0.00</b>	<b>0.00</b>	<b>0.00</b>	<b>0.00</b>	<b>0.00 %</b>
<b>Fund 072 Total:</b>	<b>0.00</b>	<b>0.00</b>	<b>-0.03</b>	<b>-0.06</b>	<b>0.00</b>	<b>0.06</b>	<b>0.00 %</b>
Fund: 073 - JUSTICE COURT TECHNOLOGY FUND							
Revenue	0.00	10,000.00	378.55	2,392.36	0.00	7,607.64	76.08 %
Department: 000 - BASIC OPERATIONS							
Expense	0.00	10,000.00	48.59	1,284.99	0.00	8,715.01	87.15 %
<b>Department 000 Total:</b>	<b>0.00</b>	<b>10,000.00</b>	<b>48.59</b>	<b>1,284.99</b>	<b>0.00</b>	<b>8,715.01</b>	<b>87.15 %</b>
<b>Fund 073 Total:</b>	<b>0.00</b>	<b>0.00</b>	<b>-329.96</b>	<b>-1,107.37</b>	<b>0.00</b>	<b>1,107.37</b>	<b>0.00 %</b>
Fund: 074 - HOMELAND SECURITY							
Revenue	0.00	0.00	1.34	3.02	0.00	-3.02	0.00 %
Department: 000 - BASIC OPERATIONS							
Expense	0.00	0.00	0.00	0.00	0.00	0.00	0.00 %
<b>Department 000 Total:</b>	<b>0.00</b>	<b>0.00</b>	<b>0.00</b>	<b>0.00</b>	<b>0.00</b>	<b>0.00</b>	<b>0.00 %</b>
<b>Fund 074 Total:</b>	<b>0.00</b>	<b>0.00</b>	<b>-1.34</b>	<b>-3.02</b>	<b>0.00</b>	<b>3.02</b>	<b>0.00 %</b>
Fund: 075 - CORR MGT INST TX/CRIM JUST CTR							
Revenue	0.00	0.00	0.00	15.00	0.00	-15.00	0.00 %
Department: 000 - BASIC OPERATIONS							
Expense	0.00	0.00	0.00	12.60	0.00	-12.60	0.00 %
<b>Department 000 Total:</b>	<b>0.00</b>	<b>0.00</b>	<b>0.00</b>	<b>12.60</b>	<b>0.00</b>	<b>-12.60</b>	<b>0.00 %</b>
<b>Fund 075 Total:</b>	<b>0.00</b>	<b>0.00</b>	<b>0.00</b>	<b>-2.40</b>	<b>0.00</b>	<b>2.40</b>	<b>0.00 %</b>
Fund: 076 - EMERGENCY OPERATIONS CENTER							
Revenue	107,695.00	107,695.00	27.21	120,851.10	0.00	-13,156.10	-12.22 %
Department: 000 - BASIC OPERATIONS							
Expense	106,852.55	135,280.55	7,829.82	52,897.12	0.00	82,383.43	60.90 %
<b>Department 000 Total:</b>	<b>106,852.55</b>	<b>135,280.55</b>	<b>7,829.82</b>	<b>52,897.12</b>	<b>0.00</b>	<b>82,383.43</b>	<b>60.90 %</b>
<b>Fund 076 Total:</b>	<b>-842.45</b>	<b>27,585.55</b>	<b>7,802.61</b>	<b>-67,953.98</b>	<b>0.00</b>	<b>95,539.53</b>	<b>346.34 %</b>
Fund: 077 - STATE-TERTIARY CARE FUND							
Revenue	0.00	0.00	467.52	1,282.71	0.00	-1,282.71	0.00 %
Department: 000 - BASIC OPERATIONS							
Expense	0.00	0.00	0.00	1,912.82	0.00	-1,912.82	0.00 %



Budget Report

For Fiscal: 2012 Period Ending: 06/30/2012

Account Type	Original Total Budget	Current Total Budget	Period Activity	Fiscal Activity	Encumbrances	Budget Remaining	Percent Remaining
<b>Department 000 Total:</b>	<b>0.00</b>	<b>0.00</b>	<b>0.00</b>	<b>1,912.82</b>	<b>0.00</b>	<b>-1,912.82</b>	<b>0.00 %</b>
<b>Fund 077 Total:</b>	<b>0.00</b>	<b>0.00</b>	<b>-467.52</b>	<b>630.11</b>	<b>0.00</b>	<b>-630.11</b>	<b>0.00 %</b>
<b>Fund: 078 - STATE-TRAFFIC FEE</b>							
Revenue	0.00	0.00	2,191.17	13,833.28	0.00	-13,833.28	0.00 %
Department: 000 - BASIC OPERATIONS							
Expense	0.00	0.00	0.00	14,303.83	0.00	-14,303.83	0.00 %
<b>Department 000 Total:</b>	<b>0.00</b>	<b>0.00</b>	<b>0.00</b>	<b>14,303.83</b>	<b>0.00</b>	<b>-14,303.83</b>	<b>0.00 %</b>
<b>Fund 078 Total:</b>	<b>0.00</b>	<b>0.00</b>	<b>-2,191.17</b>	<b>470.55</b>	<b>0.00</b>	<b>-470.55</b>	<b>0.00 %</b>
<b>Fund: 079 - STATE-BAIL BOND FEE</b>							
Revenue	0.00	0.00	1,290.79	5,836.50	0.00	-5,836.50	0.00 %
Department: 000 - BASIC OPERATIONS							
Expense	0.00	0.00	0.00	4,590.00	0.00	-4,590.00	0.00 %
<b>Department 000 Total:</b>	<b>0.00</b>	<b>0.00</b>	<b>0.00</b>	<b>4,590.00</b>	<b>0.00</b>	<b>-4,590.00</b>	<b>0.00 %</b>
<b>Fund 079 Total:</b>	<b>0.00</b>	<b>0.00</b>	<b>-1,290.79</b>	<b>-1,246.50</b>	<b>0.00</b>	<b>1,246.50</b>	<b>0.00 %</b>
<b>Fund: 080 - STATE-EMS TRAUMA FUND</b>							
Revenue	0.00	0.00	357.31	1,641.60	0.00	-1,641.60	0.00 %
Department: 000 - BASIC OPERATIONS							
Expense	0.00	0.00	0.00	1,341.00	0.00	-1,341.00	0.00 %
<b>Department 000 Total:</b>	<b>0.00</b>	<b>0.00</b>	<b>0.00</b>	<b>1,341.00</b>	<b>0.00</b>	<b>-1,341.00</b>	<b>0.00 %</b>
<b>Fund 080 Total:</b>	<b>0.00</b>	<b>0.00</b>	<b>-357.31</b>	<b>-300.60</b>	<b>0.00</b>	<b>300.60</b>	<b>0.00 %</b>
<b>Fund: 081 - STATE-SEXUAL ASSAULT PROGRAM</b>							
Revenue	0.00	0.00	0.00	0.00	0.00	0.00	0.00 %
Department: 000 - BASIC OPERATIONS							
Expense	0.00	0.00	0.00	0.00	0.00	0.00	0.00 %
<b>Department 000 Total:</b>	<b>0.00</b>	<b>0.00</b>	<b>0.00</b>	<b>0.00</b>	<b>0.00</b>	<b>0.00</b>	<b>0.00 %</b>
<b>Fund 081 Total:</b>	<b>0.00</b>	<b>0.00</b>	<b>0.00</b>	<b>0.00</b>	<b>0.00</b>	<b>0.00</b>	<b>0.00 %</b>
<b>Fund: 082 - STATE-SUBSTANCE ABUSE FELONY</b>							
Revenue	0.00	0.00	0.00	0.00	0.00	0.00	0.00 %
Department: 000 - BASIC OPERATIONS							
Expense	0.00	0.00	0.00	0.00	0.00	0.00	0.00 %
<b>Department 000 Total:</b>	<b>0.00</b>	<b>0.00</b>	<b>0.00</b>	<b>0.00</b>	<b>0.00</b>	<b>0.00</b>	<b>0.00 %</b>
<b>Fund 082 Total:</b>	<b>0.00</b>	<b>0.00</b>	<b>0.00</b>	<b>0.00</b>	<b>0.00</b>	<b>0.00</b>	<b>0.00 %</b>
<b>Fund: 083 - STATE-DNA TESTING FEE</b>							
Revenue	0.00	0.00	0.00	62.00	0.00	-62.00	0.00 %
Department: 000 - BASIC OPERATIONS							
Expense	0.00	0.00	0.00	61.20	0.00	-61.20	0.00 %
<b>Department 000 Total:</b>	<b>0.00</b>	<b>0.00</b>	<b>0.00</b>	<b>61.20</b>	<b>0.00</b>	<b>-61.20</b>	<b>0.00 %</b>
<b>Fund 083 Total:</b>	<b>0.00</b>	<b>0.00</b>	<b>0.00</b>	<b>-0.80</b>	<b>0.00</b>	<b>0.80</b>	<b>0.00 %</b>

Budget Report

For Fiscal: 2012 Period Ending: 06/30/2012

Account Type	Original Total Budget	Current Total Budget	Period Activity	Fiscal Activity	Encumbrances	Budget Remaining	Percent Remaining
<b>Fund: 084 - STATE-CHILD ABUSE PREVENTION F</b>							
Revenue	0.00	0.00	0.00	0.00	0.00	0.00	0.00 %
<b>Department: 000 - BASIC OPERATIONS</b>							
Expense	0.00	0.00	0.00	0.00	0.00	0.00	0.00 %
<b>Department 000 Total:</b>	<b>0.00</b>	<b>0.00</b>	<b>0.00</b>	<b>0.00</b>	<b>0.00</b>	<b>0.00</b>	<b>0.00 %</b>
<b>Fund 084 Total:</b>	<b>0.00</b>	<b>0.00</b>	<b>0.00</b>	<b>0.00</b>	<b>0.00</b>	<b>0.00</b>	<b>0.00 %</b>
<b>Fund: 085 - STATE-JUDICIAL SUPPORT FEES</b>							
Revenue	0.00	0.00	1,903.18	13,382.63	0.00	-13,382.63	0.00 %
<b>Department: 000 - BASIC OPERATIONS</b>							
Expense	0.00	0.00	0.00	9,878.00	0.00	-9,878.00	0.00 %
<b>Department 000 Total:</b>	<b>0.00</b>	<b>0.00</b>	<b>0.00</b>	<b>9,878.00</b>	<b>0.00</b>	<b>-9,878.00</b>	<b>0.00 %</b>
<b>Fund 085 Total:</b>	<b>0.00</b>	<b>0.00</b>	<b>-1,903.18</b>	<b>-3,504.63</b>	<b>0.00</b>	<b>3,504.63</b>	<b>0.00 %</b>
<b>Fund: 086 - JURY REIMBURSEMENT FEE</b>							
Revenue	0.00	0.00	372.40	2,705.18	0.00	-2,705.18	0.00 %
<b>Department: 000 - BASIC OPERATIONS</b>							
Expense	0.00	0.00	0.00	2,572.46	0.00	-2,572.46	0.00 %
<b>Department 000 Total:</b>	<b>0.00</b>	<b>0.00</b>	<b>0.00</b>	<b>2,572.46</b>	<b>0.00</b>	<b>-2,572.46</b>	<b>0.00 %</b>
<b>Fund 086 Total:</b>	<b>0.00</b>	<b>0.00</b>	<b>-372.40</b>	<b>-132.72</b>	<b>0.00</b>	<b>132.72</b>	<b>0.00 %</b>
<b>Fund: 087 - CVA COORDINATING TEAM</b>							
Revenue	0.00	0.00	0.00	0.00	0.00	0.00	0.00 %
<b>Department: 000 - BASIC OPERATIONS</b>							
Expense	0.00	15,528.00	0.00	15,528.00	0.00	0.00	0.00 %
<b>Department 000 Total:</b>	<b>0.00</b>	<b>15,528.00</b>	<b>0.00</b>	<b>15,528.00</b>	<b>0.00</b>	<b>0.00</b>	<b>0.00 %</b>
<b>Fund 087 Total:</b>	<b>0.00</b>	<b>15,528.00</b>	<b>0.00</b>	<b>15,528.00</b>	<b>0.00</b>	<b>0.00</b>	<b>0.00 %</b>
<b>Fund: 088 - TJPC-TITLE IVE FUND</b>							
Revenue	0.00	0.00	12.42	29.36	0.00	-29.36	0.00 %
<b>Department: 000 - BASIC OPERATIONS</b>							
Expense	0.00	0.00	0.00	7,717.07	0.00	-7,717.07	0.00 %
<b>Department 000 Total:</b>	<b>0.00</b>	<b>0.00</b>	<b>0.00</b>	<b>7,717.07</b>	<b>0.00</b>	<b>-7,717.07</b>	<b>0.00 %</b>
<b>Fund 088 Total:</b>	<b>0.00</b>	<b>0.00</b>	<b>-12.42</b>	<b>7,687.71</b>	<b>0.00</b>	<b>-7,687.71</b>	<b>0.00 %</b>
<b>Fund: 089 - TYLER COUNTY NUTRITION CENTER</b>							
Revenue	63,200.00	63,200.00	12.49	60,146.58	0.00	3,053.42	4.83 %
<b>Department: 000 - BASIC OPERATIONS</b>							
Expense	60,717.00	60,717.00	1,726.14	23,054.05	0.00	37,662.95	62.03 %
<b>Department 000 Total:</b>	<b>60,717.00</b>	<b>60,717.00</b>	<b>1,726.14</b>	<b>23,054.05</b>	<b>0.00</b>	<b>37,662.95</b>	<b>62.03 %</b>
<b>Fund 089 Total:</b>	<b>-2,483.00</b>	<b>-2,483.00</b>	<b>1,713.65</b>	<b>-37,092.53</b>	<b>0.00</b>	<b>34,609.53</b>	<b>-1,393.86 %</b>
<b>Fund: 090 - STATE-DRUG COURT PROGRAMS</b>							
Revenue	0.00	0.00	110.21	1,420.40	0.00	-1,420.40	0.00 %

Budget Report

For Fiscal: 2012 Period Ending: 06/30/2012

Account Type	Original Total Budget	Current Total Budget	Period Activity	Fiscal Activity	Encumbrances	Budget Remaining	Percent Remaining
Department: 000 - BASIC OPERATIONS							
Expense	0.00	0.00	0.00	1,179.90	0.00	-1,179.90	0.00 %
<b>Department 000 Total:</b>	<b>0.00</b>	<b>0.00</b>	<b>0.00</b>	<b>1,179.90</b>	<b>0.00</b>	<b>-1,179.90</b>	<b>0.00 %</b>
<b>Fund 090 Total:</b>	<b>0.00</b>	<b>0.00</b>	<b>-110.21</b>	<b>-240.50</b>	<b>0.00</b>	<b>240.50</b>	<b>0.00 %</b>
<b>Fund: 091 - TXCDBG DISASTER RECOVERY PROJE</b>							
Revenue	0.00	0.00	0.00	0.00	0.00	0.00	0.00 %
Department: 000 - BASIC OPERATIONS							
Expense	0.00	0.00	0.00	0.00	0.00	0.00	0.00 %
<b>Department 000 Total:</b>	<b>0.00</b>	<b>0.00</b>	<b>0.00</b>	<b>0.00</b>	<b>0.00</b>	<b>0.00</b>	<b>0.00 %</b>
<b>Fund 091 Total:</b>	<b>0.00</b>	<b>0.00</b>	<b>0.00</b>	<b>0.00</b>	<b>0.00</b>	<b>0.00</b>	<b>0.00 %</b>
<b>Fund: 092 - '07 TXCDBG FLOOD DISASTER PROJ</b>							
Revenue	0.00	0.00	0.00	0.00	0.00	0.00	0.00 %
Department: 000 - BASIC OPERATIONS							
Expense	0.00	0.00	0.00	0.00	0.00	0.00	0.00 %
<b>Department 000 Total:</b>	<b>0.00</b>	<b>0.00</b>	<b>0.00</b>	<b>0.00</b>	<b>0.00</b>	<b>0.00</b>	<b>0.00 %</b>
<b>Fund 092 Total:</b>	<b>0.00</b>	<b>0.00</b>	<b>0.00</b>	<b>0.00</b>	<b>0.00</b>	<b>0.00</b>	<b>0.00 %</b>
<b>Fund: 093 - PAYROLL ACCOUNT</b>							
Revenue	0.00	0.00	0.00	0.00	0.00	0.00	0.00 %
<b>Fund 093 Total:</b>	<b>0.00</b>	<b>0.00</b>	<b>0.00</b>	<b>0.00</b>	<b>0.00</b>	<b>0.00</b>	<b>0.00 %</b>
<b>Fund: 094 - STATE - INDIGENT DEFENSE FUND</b>							
Revenue	0.00	0.00	174.07	1,187.26	0.00	-1,187.26	0.00 %
Department: 000 - BASIC OPERATIONS							
Expense	0.00	0.00	0.00	1,169.23	0.00	-1,169.23	0.00 %
<b>Department 000 Total:</b>	<b>0.00</b>	<b>0.00</b>	<b>0.00</b>	<b>1,169.23</b>	<b>0.00</b>	<b>-1,169.23</b>	<b>0.00 %</b>
<b>Fund 094 Total:</b>	<b>0.00</b>	<b>0.00</b>	<b>-174.07</b>	<b>-18.03</b>	<b>0.00</b>	<b>18.03</b>	<b>0.00 %</b>
<b>Fund: 095 - STATE- APPELLATE JUDICIAL FUND</b>							
Revenue	0.00	0.00	155.03	280.06	0.00	-280.06	0.00 %
Department: 000 - BASIC OPERATIONS							
Expense	0.00	0.00	0.00	125.00	0.00	-125.00	0.00 %
<b>Department 000 Total:</b>	<b>0.00</b>	<b>0.00</b>	<b>0.00</b>	<b>125.00</b>	<b>0.00</b>	<b>-125.00</b>	<b>0.00 %</b>
<b>Fund 095 Total:</b>	<b>0.00</b>	<b>0.00</b>	<b>-155.03</b>	<b>-155.06</b>	<b>0.00</b>	<b>155.06</b>	<b>0.00 %</b>
<b>Fund: 096 - CHILD WELFARE BOARD FUND</b>							
Revenue	0.00	0.00	225.58	883.15	0.00	-883.15	0.00 %
Department: 000 - BASIC OPERATIONS							
Expense	0.00	0.00	0.00	0.00	0.00	0.00	0.00 %
<b>Department 000 Total:</b>	<b>0.00</b>	<b>0.00</b>	<b>0.00</b>	<b>0.00</b>	<b>0.00</b>	<b>0.00</b>	<b>0.00 %</b>
<b>Fund 096 Total:</b>	<b>0.00</b>	<b>0.00</b>	<b>-225.58</b>	<b>-883.15</b>	<b>0.00</b>	<b>883.15</b>	<b>0.00 %</b>
<b>Fund: 097 - CHILD SAFETY FUND</b>							
Revenue	0.00	50,100.00	607.75	9,028.25	0.00	41,071.75	81.98 %

Budget Report

For Fiscal: 2012 Period Ending: 06/30/2012

Account Type	Original Total Budget	Current Total Budget	Period Activity	Fiscal Activity	Encumbrances	Budget Remaining	Percent Remaining
Department: 000 - BASIC OPERATIONS							
Expense	0.00	50,000.00	341.06	2,750.01	0.00	47,249.99	94.50 %
<b>Department 000 Total:</b>	<b>0.00</b>	<b>50,000.00</b>	<b>341.06</b>	<b>2,750.01</b>	<b>0.00</b>	<b>47,249.99</b>	<b>94.50 %</b>
<b>Fund 097 Total:</b>	<b>0.00</b>	<b>-100.00</b>	<b>-266.69</b>	<b>-6,278.24</b>	<b>0.00</b>	<b>6,178.24</b>	<b>-6,178.24 %</b>
<b>Fund: 098 - TC DISASTER PROJECT ROUND II</b>							
Revenue	0.00	0.00	0.00	35,588.00	0.00	-35,588.00	0.00 %
Department: 000 - BASIC OPERATIONS							
Expense	0.00	0.00	0.00	35,588.00	0.00	-35,588.00	0.00 %
<b>Department 000 Total:</b>	<b>0.00</b>	<b>0.00</b>	<b>0.00</b>	<b>35,588.00</b>	<b>0.00</b>	<b>-35,588.00</b>	<b>0.00 %</b>
<b>Fund 098 Total:</b>	<b>0.00</b>	<b>0.00</b>	<b>0.00</b>	<b>0.00</b>	<b>0.00</b>	<b>0.00</b>	<b>0.00 %</b>
<b>Fund: 099 - TYLER COUNTY JUSTICE GRANT</b>							
Revenue	0.00	0.00	0.00	0.00	0.00	0.00	0.00 %
Department: 000 - BASIC OPERATIONS							
Expense	0.00	0.00	0.00	0.00	0.00	0.00	0.00 %
<b>Department 000 Total:</b>	<b>0.00</b>	<b>0.00</b>	<b>0.00</b>	<b>0.00</b>	<b>0.00</b>	<b>0.00</b>	<b>0.00 %</b>
<b>Fund 099 Total:</b>	<b>0.00</b>	<b>0.00</b>	<b>0.00</b>	<b>0.00</b>	<b>0.00</b>	<b>0.00</b>	<b>0.00 %</b>
<b>Fund: 100 - DETCOG SOCIAL SERVICES BLOCK G</b>							
Revenue	0.00	0.00	0.04	0.09	0.00	-0.09	0.00 %
Department: 000 - BASIC OPERATIONS							
Expense	0.00	0.00	6.59	19.52	0.00	-19.52	0.00 %
<b>Department 000 Total:</b>	<b>0.00</b>	<b>0.00</b>	<b>6.59</b>	<b>19.52</b>	<b>0.00</b>	<b>-19.52</b>	<b>0.00 %</b>
<b>Fund 100 Total:</b>	<b>0.00</b>	<b>0.00</b>	<b>6.55</b>	<b>19.43</b>	<b>0.00</b>	<b>-19.43</b>	<b>0.00 %</b>
<b>Fund: 101 - SUPPLEMENT COURT QUARDIANSHIP</b>							
Revenue	0.00	0.00	100.95	1,181.95	0.00	-1,181.95	0.00 %
Department: 000 - BASIC OPERATIONS							
Expense	0.00	0.00	0.00	0.00	0.00	0.00	0.00 %
<b>Department 000 Total:</b>	<b>0.00</b>	<b>0.00</b>	<b>0.00</b>	<b>0.00</b>	<b>0.00</b>	<b>0.00</b>	<b>0.00 %</b>
<b>Fund 101 Total:</b>	<b>0.00</b>	<b>0.00</b>	<b>-100.95</b>	<b>-1,181.95</b>	<b>0.00</b>	<b>1,181.95</b>	<b>0.00 %</b>
<b>Fund: 102 - WATER IMPROVEMENT GRANT-FRED</b>							
Revenue	0.00	0.00	0.00	0.00	0.00	0.00	0.00 %
Department: 000 - BASIC OPERATIONS							
Expense	0.00	0.00	0.00	0.00	0.00	0.00	0.00 %
<b>Department 000 Total:</b>	<b>0.00</b>	<b>0.00</b>	<b>0.00</b>	<b>0.00</b>	<b>0.00</b>	<b>0.00</b>	<b>0.00 %</b>
<b>Fund 102 Total:</b>	<b>0.00</b>	<b>0.00</b>	<b>0.00</b>	<b>0.00</b>	<b>0.00</b>	<b>0.00</b>	<b>0.00 %</b>
<b>Fund: 103 - JUSTICE COURT TECHNOLOGY FUND</b>							
Revenue	0.00	0.00	228.90	1,319.82	0.00	-1,319.82	0.00 %
Department: 000 - BASIC OPERATIONS							
Expense	0.00	0.00	0.00	0.00	0.00	0.00	0.00 %

Budget Report

For Fiscal: 2012 Period Ending: 06/30/2012

Account Type	Original Total Budget	Current Total Budget	Period Activity	Fiscal Activity	Encumbrances	Budget Remaining	Percent Remaining
<b>Department 000 Total:</b>	<b>0.00</b>	<b>0.00</b>	<b>0.00</b>	<b>0.00</b>	<b>0.00</b>	<b>0.00</b>	<b>0.00 %</b>
<b>Fund 103 Total:</b>	<b>0.00</b>	<b>0.00</b>	<b>-228.90</b>	<b>-1,319.82</b>	<b>0.00</b>	<b>1,319.82</b>	<b>0.00 %</b>
<b>Fund: 104 - TXCDBG DRS 10191GRANT</b>							
Revenue	0.00	0.00	0.00	0.00	0.00	0.00	0.00 %
<b>Department: 000 - BASIC OPERATIONS</b>							
Expense	0.00	0.00	0.00	0.00	0.00	0.00	0.00 %
<b>Department 000 Total:</b>	<b>0.00</b>	<b>0.00</b>	<b>0.00</b>	<b>0.00</b>	<b>0.00</b>	<b>0.00</b>	<b>0.00 %</b>
<b>Fund 104 Total:</b>	<b>0.00</b>	<b>0.00</b>	<b>0.00</b>	<b>0.00</b>	<b>0.00</b>	<b>0.00</b>	<b>0.00 %</b>
<b>Fund: 105 - ED BYRNES MEMORIAL JAG GRANT</b>							
Revenue	0.00	0.00	0.00	0.00	0.00	0.00	0.00 %
<b>Department: 000 - BASIC OPERATIONS</b>							
Expense	0.00	0.00	0.00	0.00	0.00	0.00	0.00 %
<b>Department 000 Total:</b>	<b>0.00</b>	<b>0.00</b>	<b>0.00</b>	<b>0.00</b>	<b>0.00</b>	<b>0.00</b>	<b>0.00 %</b>
<b>Fund 105 Total:</b>	<b>0.00</b>	<b>0.00</b>	<b>0.00</b>	<b>0.00</b>	<b>0.00</b>	<b>0.00</b>	<b>0.00 %</b>
<b>Fund: 106 - TXCDBG DRS 010191 GRANT</b>							
Revenue	0.00	0.00	471,148.89	2,883,796.89	0.00	-2,883,796.89	0.00 %
<b>Department: 000 - BASIC OPERATIONS</b>							
Expense	0.00	5,820,200.00	471,148.89	2,883,796.89	0.00	2,936,403.11	50.45 %
<b>Department 000 Total:</b>	<b>0.00</b>	<b>5,820,200.00</b>	<b>471,148.89</b>	<b>2,883,796.89</b>	<b>0.00</b>	<b>2,936,403.11</b>	<b>50.45 %</b>
<b>Fund 106 Total:</b>	<b>0.00</b>	<b>5,820,200.00</b>	<b>0.00</b>	<b>0.00</b>	<b>0.00</b>	<b>5,820,200.00</b>	<b>100.00 %</b>
<b>Fund: 107 - TXCDBG DRS 010191 GRANT</b>							
Revenue	0.00	0.00	0.00	0.00	0.00	0.00	0.00 %
<b>Department: 000 - BASIC OPERATIONS</b>							
Expense	0.00	0.00	0.00	0.00	0.00	0.00	0.00 %
<b>Department 000 Total:</b>	<b>0.00</b>	<b>0.00</b>	<b>0.00</b>	<b>0.00</b>	<b>0.00</b>	<b>0.00</b>	<b>0.00 %</b>
<b>Fund 107 Total:</b>	<b>0.00</b>	<b>0.00</b>	<b>0.00</b>	<b>0.00</b>	<b>0.00</b>	<b>0.00</b>	<b>0.00 %</b>
<b>Fund: 108 - S E C O BLOCK GRANT</b>							
Revenue	0.00	0.00	0.00	0.00	0.00	0.00	0.00 %
<b>Department: 000 - BASIC OPERATIONS</b>							
Expense	0.00	0.00	46,399.65	46,399.65	0.00	-46,399.65	0.00 %
<b>Department 000 Total:</b>	<b>0.00</b>	<b>0.00</b>	<b>46,399.65</b>	<b>46,399.65</b>	<b>0.00</b>	<b>-46,399.65</b>	<b>0.00 %</b>
<b>Fund 108 Total:</b>	<b>0.00</b>	<b>0.00</b>	<b>46,399.65</b>	<b>46,399.65</b>	<b>0.00</b>	<b>-46,399.65</b>	<b>0.00 %</b>
<b>Fund: 109 - DETCOG COMMUNICATIONS GRANT</b>							
Revenue	0.00	90,930.91	0.00	90,930.91	0.00	0.00	0.00 %
<b>Department: 000 - BASIC OPERATIONS</b>							
Expense	0.00	90,930.91	0.00	0.00	0.00	90,930.91	100.00 %
<b>Department 000 Total:</b>	<b>0.00</b>	<b>90,930.91</b>	<b>0.00</b>	<b>0.00</b>	<b>0.00</b>	<b>90,930.91</b>	<b>100.00 %</b>
<b>Fund 109 Total:</b>	<b>0.00</b>	<b>0.00</b>	<b>0.00</b>	<b>-90,930.91</b>	<b>0.00</b>	<b>90,930.91</b>	<b>0.00 %</b>

Budget Report

For Fiscal: 2012 Period Ending: 06/30/2012

Account Type	Original Total Budget	Current Total Budget	Period Activity	Fiscal Activity	Encumbrances	Budget Remaining	Percent Remaining
<b>Fund: 110 - MOVING VIOLATION FEES</b>							
Revenue	0.00	0.00	3.90	29.47	0.00	-29.47	0.00 %
<b>Department: 000 - BASIC OPERATIONS</b>							
Expense	0.00	0.00	0.00	-29.76	0.00	-29.76	0.00 %
<b>Department 000 Total:</b>	<b>0.00</b>	<b>0.00</b>	<b>0.00</b>	<b>29.76</b>	<b>0.00</b>	<b>-29.76</b>	<b>0.00 %</b>
<b>Fund 110 Total:</b>	<b>0.00</b>	<b>0.00</b>	<b>-3.90</b>	<b>0.29</b>	<b>0.00</b>	<b>-0.29</b>	<b>0.00 %</b>
<b>Fund: 111 - COURTHOUSE RESTORATION</b>							
Revenue	0.00	200,000.00	0.00	200,000.00	0.00	0.00	0.00 %
<b>Fund 111 Total:</b>	<b>0.00</b>	<b>200,000.00</b>	<b>0.00</b>	<b>200,000.00</b>	<b>0.00</b>	<b>0.00</b>	<b>0.00 %</b>
<b>Fund: 112 - LEGISLATIVE SERVICES</b>							
Revenue	0.00	0.00	0.00	0.00	0.00	0.00	0.00 %
<b>Fund 112 Total:</b>	<b>0.00</b>	<b>0.00</b>	<b>0.00</b>	<b>0.00</b>	<b>0.00</b>	<b>0.00</b>	<b>0.00 %</b>
<b>Fund: 113 - CIVIL FEES - ADULT PROBATION</b>							
Revenue	0.00	0.00	570.00	39,590.51	0.00	-39,590.51	0.00 %
<b>Fund 113 Total:</b>	<b>0.00</b>	<b>0.00</b>	<b>570.00</b>	<b>39,590.51</b>	<b>0.00</b>	<b>-39,590.51</b>	<b>0.00 %</b>
<b>Report Total:</b>	<b>-2,668,207.50</b>	<b>3,185,794.89</b>	<b>274,744.79</b>	<b>-3,653,923.64</b>	<b>0.00</b>	<b>6,839,718.53</b>	<b>214.69 %</b>

Fund Summary

Fund	Original Total Budget	Current Total Budget	Period Activity	Fiscal Activity	Encumbrances	Budget Remaining	Percent Remaining
010 - GENERAL FUND	-9,081.00	-5,311.09	93,361.26	-2,353,280.50	0.00	2,347,969.41	14,208.80 %
011 - ADVALOREM TAXES CLEAR	0.00	0.00	0.00	0.00	0.00	0.00	0.00 %
012 - TC CHAPTER 19	0.00	0.00	0.00	-3,751.75	0.00	3,751.75	0.00 %
015 - U. S. MARSHALL PRISONER	0.00	0.00	0.00	0.00	0.00	0.00	0.00 %
016 - TC COLLECTION SP	0.00	0.00	-0.44	-2,703.85	0.00	-2,703.85	0.00 %
020 - GENERAL ROAD & BRIDGE	-2,588,075.00	-2,588,075.00	0.00	0.00	0.00	-2,588,075.00	100.00 %
021 - ROAD & BRIDGE I	-48,075.52	-48,075.52	27,925.02	-145,185.74	0.00	97,110.22	-202.00 %
022 - ROAD & BRIDGE II	-0.17	-0.17	21,062.60	-99,578.33	0.00	99,578.16	5,388.24 %
023 - ROAD & BRIDGE III	-28,569.16	-28,569.16	30,173.04	-292,015.74	0.00	263,446.58	-922.14 %
024 - ROAD & BRIDGE IV	4,999.85	104,999.85	62,260.20	-234,852.52	0.00	339,852.37	323.67 %
025 - TYLER CO AIRPORT	0.00	0.00	-3.08	23,641.27	0.00	-23,641.27	0.00 %
026 - TYLER CO. RODEO ARENA/I	-2,330.00	-2,330.00	-5.77	-14,816.84	0.00	12,486.84	-535.92 %
027 - TDHCA OWNER OCCUPIED	0.00	0.00	0.00	0.00	0.00	0.00	0.00 %
028 - ECONOMIC DEVELOPMENT	0.00	0.00	4,995.58	-5,509.05	0.00	5,509.05	0.00 %
029 - BENEVOLENCE FUND	0.00	0.00	0.00	-84.71	0.00	84.71	0.00 %
030 - DIST CL'K STATE APPROP	0.00	0.00	-6.66	-15.03	0.00	15.03	0.00 %
031 - COUNTY CLERK RMP	-0.05	-0.05	-2,670.21	-14,157.26	0.00	14,157.21	14,420.00 %
032 - C D A FORFEITURE	0.00	16,000.00	-2.17	645.00	0.00	15,355.00	95.97 %
033 - SHERIFF FORFEITURE	0.00	20,000.00	-2.65	1,724.62	0.00	18,275.38	91.38 %
034 - DISTRICT CLERK RMP	0.00	0.00	-155.88	-604.56	0.00	604.56	0.00 %
035 - TEMPLE FOUND/ARE YOU I	0.00	0.00	0.00	0.00	0.00	0.00	0.00 %
036 - LIBRARY FUND	0.00	0.00	-620.24	-2,155.28	0.00	2,155.28	0.00 %
037 - T C COLLECTION CENTER	-693.00	-693.00	-3,886.11	-118,381.90	0.00	117,688.90	16,982.53 %
038 - VIOLENCE AGAINSTWOME	0.00	49,976.48	0.00	4,177.44	0.00	45,799.04	91.64 %
039 - TXCDBG SMALL BUSINESS I	0.00	0.00	0.00	0.00	0.00	0.00	0.00 %
040 - TXCDBG WATER IMPROVEI	0.00	0.00	0.00	0.00	0.00	0.00	0.00 %
041 - PEACE OFFICER SERVICE FE	0.00	0.00	-165.03	-661.12	0.00	661.12	0.00 %
042 - HELP AMERICA VOTE ACT C	0.00	0.00	0.00	-9,571.78	0.00	9,571.78	0.00 %
043 - JAIL INTEREST & SINKING	0.00	0.00	-281.67	-2,403.15	0.00	2,403.15	0.00 %
044 - COURTHOUSE SECURITY	11,292.00	11,292.00	1,290.21	2,980.89	0.00	8,311.11	73.60 %
045 - COUNTY-RMP	-4,350.00	-4,350.00	-162.05	-1,475.82	0.00	-2,874.18	66.07 %
046 - STATE-CRIME STOPPERS	0.00	0.00	-0.07	-2.15	0.00	2.15	0.00 %
047 - COUNTY-WIDE RIGHT-OF-V	0.00	0.00	-89.49	-202.04	0.00	202.04	0.00 %
048 - EMERGENCY DISASTER REL	0.00	0.00	-255.29	-576.38	0.00	576.38	0.00 %
049 - C D A TRUST	0.00	0.00	0.00	0.00	0.00	0.00	0.00 %
050 - C D A FEES	0.00	200.00	483.43	1,220.21	0.00	-1,020.21	-510.11 %
051 - CDA STATE APPROPRIATIO	0.00	0.00	-4.68	-10.56	0.00	10.56	0.00 %
052 - ALTERNATE DISPUTE RESO	0.00	0.00	-465.08	-465.08	0.00	465.08	0.00 %
055 - STATE-CRIM JUSTICE PLAN	0.00	0.00	0.00	-20.00	0.00	20.00	0.00 %
056 - STATE-JUDICIAL EDUCATIO	0.00	0.00	-1.43	-23.85	0.00	23.85	0.00 %
057 - STATE-LEOCE	0.00	0.00	0.00	-2.00	0.00	2.00	0.00 %

Budget Report

For Fiscal: 2012 Period Ending: 06/30/2012

Fund	Original	Current	Period	Fiscal	Encumbrances	Budget	Percent
	Total Budget	Total Budget	Activity	Activity		Remaining	Remaining
058 - STATE-JUVENILE DIVERSIOI	0.00	0.00	0.00	0.00	0.00	0.00	0.00 %
059 - STATE-CVC	0.00	0.00	-97.29	-477.09	0.00	477.09	0.00 %
060 - STATE-OCLF INSURANCE	0.00	0.00	-0.03	-0.06	0.00	0.06	0.00 %
061 - STATE-DPS ARREST FEE	-0.00	0.00	-433.99	-2,285.80	0.00	2,285.80	0.00 %
062 - STATE-COMP REHABILITAT	0.00	0.00	0.00	0.00	0.00	0.00	0.00 %
063 - STATE-GENERAL REVENUE	0.00	0.00	-80.00	-213.87	0.00	213.87	0.00 %
064 - STATE-LAW ENFORCEMEN	0.00	0.00	0.00	-0.50	0.00	0.50	0.00 %
065 - STATE-BREATH ALCOHOL T	0.00	0.00	0.00	0.00	0.00	0.00	0.00 %
066 - STATE-LEOA	0.00	0.00	0.00	-1.00	0.00	1.00	0.00 %
067 - STATE-TLFTA	0.00	0.00	-30.00	124.99	0.00	-124.99	0.00 %
068 - STATE-TIME PAYMENT	0.00	0.00	-229.56	-15.18	0.00	15.18	0.00 %
069 - STATE-FUGITIVE APPREHEI	0.00	0.00	-20.04	-52.07	0.00	52.07	0.00 %
070 - STATE-CONSOLIDATED COI	0.00	0.00	-4,298.65	-1,675.48	0.00	1,675.48	0.00 %
071 - STATE-JUVENILE CRIME & I	0.00	0.00	0.00	-2.98	0.00	2.98	0.00 %
072 - TYLER COUNTY SEACH & RI	0.00	0.00	-0.03	-0.06	0.00	0.06	0.00 %
073 - JUSTICE COURT TECHNOLC	0.00	0.00	-329.96	-1,107.37	0.00	1,107.37	0.00 %
074 - HOMELAND SECURITY	0.00	0.00	-1.34	-3.02	0.00	3.02	0.00 %
075 - CORR MGT INST TX/CRIM J	0.00	0.00	0.00	-2.40	0.00	2.40	0.00 %
076 - EMERGENCY OPERATIONS	-842.45	27,585.55	7,802.61	-67,953.98	0.00	95,539.53	346.34 %
077 - STATE-TERTIARY CARE FUN	0.00	0.00	-467.52	630.11	0.00	-630.11	0.00 %
078 - STATE-TRAFFIC FEE	0.00	0.00	-2,191.17	470.55	0.00	-470.55	0.00 %
079 - STATE-BAIL BOND FEE	0.00	0.00	-1,290.79	-1,246.50	0.00	1,246.50	0.00 %
080 - STATE-EMS TRAUMA FUNE	0.00	0.00	-357.31	-300.60	0.00	300.60	0.00 %
081 - STATE-SEXUAL ASSAULT PF	0.00	0.00	0.00	0.00	0.00	0.00	0.00 %
082 - STATE-SUBSTANCE ABUSE	0.00	0.00	0.00	0.00	0.00	0.00	0.00 %
083 - STATE-DNA TESTING FEE	0.00	0.00	0.00	-0.80	0.00	0.80	0.00 %
084 - STATE-CHILD ABUSE PREVE	0.00	0.00	0.00	0.00	0.00	0.00	0.00 %
085 - STATE-JUDICIAL SUPPORT I	0.00	0.00	-1,903.18	-3,504.63	0.00	3,504.63	0.00 %
086 - JURY REIMBURSEMENT FEI	0.00	0.00	-372.40	-132.72	0.00	132.72	0.00 %
087 - CVA COORDINATING TEAM	0.00	15,528.00	0.00	15,528.00	0.00	0.00	0.00 %
088 - TJPC-TITLE IVE FUND	0.00	0.00	-12.42	7,687.71	0.00	-7,687.71	0.00 %
089 - TYLER COUNTY NUTRITION	-2,483.00	-2,483.00	1,713.65	-37,092.53	0.00	34,609.53	-1,393.86 %
090 - STATE-DRUG COURT PROG	0.00	0.00	-110.21	-240.50	0.00	240.50	0.00 %
091 - TXCDBG DISASTER RECOVE	0.00	0.00	0.00	0.00	0.00	0.00	0.00 %
092 - '07 TXCDBG FLOOD DISAST	0.00	0.00	0.00	0.00	0.00	0.00	0.00 %
093 - PAYROLL ACCOUNT	0.00	0.00	0.00	0.00	0.00	0.00	0.00 %
094 - STATE - INDIGENT DEFENSI	0.00	0.00	-174.07	-18.03	0.00	18.03	0.00 %
095 - STATE- APPELLATE JUDICIA	0.00	0.00	-155.03	-155.06	0.00	155.06	0.00 %
096 - CHILD WELFARE BOARD FU	0.00	0.00	-225.58	-883.15	0.00	883.15	0.00 %
097 - CHILD SAFETY FUND	0.00	-100.00	-266.69	-6,278.24	0.00	6,178.24	-6,178.24 %
098 - TC DISASTER PROJECT ROU	0.00	0.00	0.00	0.00	0.00	0.00	0.00 %
099 - TYLER COUNTY JUSTICE GR	0.00	0.00	0.00	0.00	0.00	0.00	0.00 %
100 - DETCOG SOCIAL SERVICES	0.00	0.00	6.55	19.43	0.00	-19.43	0.00 %




Budget Report

For Fiscal: 2012 Period Ending: 06/30/2012

Fund	Original Total Budget	Current Total Budget	Period Activity	Fiscal Activity	Encumbrances	Budget Remaining	Percent Remaining
101 - SUPPLEMENT COURT QUAI	0.00	0.00	-100.95	-1,181.95	0.00	1,181.95	0.00 %
102 - WATER IMPROVEMENT GR	0.00	0.00	0.00	0.00	0.00	0.00	0.00 %
103 - JUSTICE COURT TECHNOLC	0.00	0.00	-228.90	-1,319.82	0.00	1,319.82	0.00 %
104 - TXCDBG DRS 10191GRANT	0.00	0.00	0.00	0.00	0.00	0.00	0.00 %
105 - ED BYRNES MEMORIAL JAC	0.00	0.00	0.00	0.00	0.00	0.00	0.00 %
106 - TXCDBG DRS 010191 GRAI	0.00	5,820,200.00	0.00	0.00	0.00	5,820,200.00	100.00 %
107 - TXCDBG DRS 010191 GRAI	0.00	0.00	0.00	0.00	0.00	0.00	0.00 %
108 - S E C O BLOCK GRANT	0.00	0.00	46,399.65	46,399.65	0.00	-46,399.65	0.00 %
109 - DETCOG COMMUNICATION	0.00	0.00	0.00	-90,930.91	0.00	90,930.91	0.00 %
110 - MOVING VIOLATION FEES	0.00	0.00	-3.90	0.29	0.00	-0.29	0.00 %
111 - COURTHOUSE RESTORATIC	0.00	200,000.00	0.00	-200,000.00	0.00	0.00	0.00 %
112 - LEGISLATIVE SERVICES	0.00	0.00	0.00	0.00	0.00	0.00	0.00 %
113 - CIVIL FEES - ADULT PROBA	0.00	0.00	-570.00	-39,590.51	0.00	-39,590.51	0.00 %
<b>Report Total:</b>	<b>-2,668,207.50</b>	<b>3,185,794.89</b>	<b>274,744.79</b>	<b>-3,653,923.64</b>	<b>0.00</b>	<b>6,839,718.53</b>	<b>214.69 %</b>

**TYLER COUNTY TREASURER'S REPORT**



**June 2012**

# Treasurer's Monthly Report

DATE	FUND NAME	BEGINNING BALANCE	RECEIPTS	DISBURSEMENTS	FUNDS BALANCE
June 2012	10 GENERAL FUND	\$ 6,117,572.02	\$ 334,855.86	\$ 695,907.92	\$ 5,756,519.96 *
	11 ADVALOREM TAXES CLEARING	\$ -	\$ -	\$ -	\$ -
	12 TC Chapter 19	\$ 3,751.75	\$ -	\$ -	\$ 3,751.75
	15 U.S. Marshall PRISINER REFU	\$ -	\$ -	\$ -	\$ -
	16 TC Collection Sp	\$ 2,703.41	\$ 0.44	\$ -	\$ 2,703.85
	20 GENERAL ROAD&BRIDGE	\$ -	\$ 71,012.14	\$ 71,012.14	\$ -
	21 ROAD & BRIDGE I	\$ 521,613.25	\$ 17,744.18	\$ 87,471.65	\$ 451,885.78
	22 ROAD & BRIDGE II	\$ 423,572.77	\$ 13,112.99	\$ 84,626.34	\$ 352,059.42
	23 ROAD & BRIDGE III	\$ 1,193,931.76	\$ 22,816.39	\$ 76,061.66	\$ 1,140,686.49
	24 ROAD & BRIDGE IV	\$ 1,090,475.17	\$ 18,194.65	\$ 99,721.54	\$ 1,008,948.28
	25 TYLER COUNTY AIRPORT	\$ 23,334.13	\$ 3.08	\$ 979.07	\$ 22,358.14
	26 TYLER CO. RODEO ARENA/FAIRG	\$ 42,166.09	\$ 5.77	\$ 362.67	\$ 41,809.19
	27 TDHCA OWNER OCCUPIED HOME	\$ -	\$ -	\$ -	\$ -
	28 ECONOMIC DEVELOPMENT	\$ 37,037.84	\$ 4.42	\$ 5,000.00	\$ 32,042.26
	29 BENEVOLENCE FUND	\$ -	\$ -	\$ -	\$ -
	30 DIST CL'K STATE APPROP	\$ 48,251.72	\$ 6.66	\$ -	\$ 48,258.38
	31 COUNTY CLERK RMP	\$ 236,098.68	\$ 4,628.85	\$ 2,672.63	\$ 238,054.90
	32 CDA FORFEITURE	\$ 15,692.14	\$ 2.17	\$ -	\$ 15,694.31
	33 SHERIFF FORFEITURE	\$ 19,225.12	\$ 2.65	\$ -	\$ 19,227.77
	34 DISTRICT CLERK RMP	\$ 6,551.71	\$ 155.88	\$ 322.34	\$ 6,385.25
	35 TEMPLE FOUND/ARE YOU OK GR	\$ -	\$ -	\$ -	\$ -
	36 LIBRARY FUND	\$ 1,446.13	\$ 620.24	\$ 311.73	\$ 1,754.64
	37 T C COLLECTION SITE	\$ 217,309.13	\$ 11,208.22	\$ 19,668.56	\$ 208,848.79
	38 VIOLENCE AGAINST WOMEN SPEC	\$ -	\$ -	\$ -	\$ -
	39 TXCDBG SMALL BUSINESS LOAN	\$ -	\$ -	\$ -	\$ -
	40 TXCDBG WATER IMPROVEMENTS GRANT	\$ -	\$ -	\$ -	\$ -
	41 PEACE OFFICER SERVICE FEES	\$ 23,639.96	\$ 165.03	\$ -	\$ 23,804.99
	42 HELP AMERICA VOTE ACT GRANT	\$ -	\$ -	\$ -	\$ -
	43 JAIL INTEREST & SINKING	\$ 1,010,433.55	\$ 48.01	\$ -	\$ 1,010,481.56 **
	44 COURTHOUSE SECURITY	\$ 112,343.39	\$ 1,041.00	\$ 4,703.43	\$ 108,680.96
	45 COUNTY- RMP	\$ 69,077.22	\$ 387.05	\$ 225.00	\$ 69,239.27
	46 STATE-CRIME STOPPERS	\$ 473.57	\$ 0.07	\$ -	\$ 473.64
	47 COUNTY- WIDE RIGHT OF WAY	\$ 648,499.70	\$ 89.49	\$ -	\$ 648,589.19
	48 EMERGENCY DISASTER RELIEF	\$ 1,849,989.57	\$ 255.29	\$ -	\$ 1,850,244.86
	49 C D A TRUST	\$ 1,114.25	\$ -	\$ -	\$ 1,114.25

June 2012	NAME	FUNDS BALANCE		FUNDS BALANCE	
	50 C D A FEES	\$ 38,641.31	\$ -	\$ 663.42	\$ 37,977.89
	51 CDA STATE APPROPRIATIONS	\$ 33,932.33	\$ 4.68	\$ -	\$ 33,937.01
	52 ALTERNATE DISPUTE RESOLUTION	\$ 600.05	\$ 465.08	\$ 375.00	\$ 690.13
	53 ADULT PROBATION	\$ 155,154.95	\$ 49,675.21	\$ 36,648.62	\$ 168,181.54
	54 JUVENILE PROBATION	\$ 98,267.45	\$ 14,299.64	\$ 39,291.24	\$ 73,275.85
	55 STATE-CRIM JUSTICE PLANNING	\$ 24.50	\$ -	\$ -	\$ 24.50
	56 STATE-JUDICIAL EDUCATION	\$ 32.70	\$ 1.43	\$ -	\$ 34.13
	57 STATE- LEOCE	\$ 3.10	\$ -	\$ -	\$ 3.10
	58 STATE-JUVENILE DIVERSION	\$ -	\$ -	\$ -	\$ -
	59 STATE- CVC	\$ 1,977.68	\$ 97.29	\$ -	\$ 2,074.97
	60 STATE- OCLF INSURANCE	\$ 204.55	\$ 0.03	\$ -	\$ 204.58
	61 STATE-DPS ARREST FEES	\$ 13,983.36	\$ 433.99	\$ -	\$ 14,417.35
	62 STATE-COMP REHABILITATION	\$ 15.00	\$ -	\$ -	\$ 15.00
	63 STATE-GENERAL REVENUE	\$ 135.62	\$ 80.00	\$ -	\$ 215.62
	64 STATE-LAW ENFORCEMENT MGT	\$ 0.80	\$ -	\$ -	\$ 0.80
	65 STATE-BREATH ALCOHOL TEST	\$ -	\$ -	\$ -	\$ -
	66 STATE-LEOA	\$ 1.95	\$ -	\$ -	\$ 1.95
	67 STATE- TLFTA	\$ 3.61	\$ 30.00	\$ -	\$ 33.61
	68 STATE-TIME PAYMENT	\$ 3,848.88	\$ 229.56	\$ -	\$ 4,078.44
	69 STATE-FUGITIVE APPREHENSION	\$ 262.85	\$ 20.04	\$ -	\$ 282.89
	70 STATE-CONSOLIDATED COURT C	\$ 30,209.84	\$ 4,298.65	\$ -	\$ 34,508.49
	71 STATE-JUVENILE CRIME&DELIN	\$ 29.76	\$ -	\$ -	\$ 29.76
	72 TYLER COUNTY SEARCH & RESCUE	\$ 195.97	\$ 0.03	\$ -	\$ 196.00
	73 JUSTICE COURT TECHNOLOGY	\$ 40,020.60	\$ 378.55	\$ 200.77	\$ 40,198.38
	74 HOMELAND SECURITY	\$ 9,708.94	\$ 1.34	\$ -	\$ 9,710.28
	75 CORR MGT INST TX/CRIM JUST C	\$ 41.88	\$ -	\$ -	\$ 41.88
	76 EMERGENCY OPERATIONS CENTER	\$ 208,555.56	\$ 27.21	\$ 11,375.33	\$ 197,207.44
	77 STATE- TERTIARY CARE FUND	\$ 30,087.23	\$ 467.52	\$ -	\$ 30,554.75
	78 STATE- TRAFFIC FEE	\$ 6,314.39	\$ 2,191.17	\$ -	\$ 8,505.56
	79 STATE- BAIL BOND FEE	\$ 4,421.43	\$ 1,290.79	\$ -	\$ 5,712.22
	80 STATE- EMS TRAUMA FUND	\$ 1,856.16	\$ 357.31	\$ -	\$ 2,213.47
	81 STATE- SEXUAL ASSAULT PROGRAM	\$ -	\$ -	\$ -	\$ -
	82 STATE- SUBSTANCE ABUSE FELONY	\$ -	\$ -	\$ -	\$ -
	83 STATE- DNA TESTING FEE	\$ 47.14	\$ -	\$ -	\$ 47.14

Treasurer's Monthly Report Continued

June 2012	NAME	FUNDS BALANCE		FUNDS BALANCE	
	84 STATE- CHILD ABUSE PREVENTION	\$ -	\$ -	\$ -	\$ -
	85 STATE- JUDICIAL SUPPORT FEES	\$ 11,551.63	\$ 1,903.18	\$ -	\$ 13,454.81
	86 JURY REIMBURSEMNT FEE	\$ 2,502.10	\$ 372.40	\$ -	\$ 2,874.50
	87 CVA COORDINATING TEAM	\$ -	\$ -	\$ -	\$ -
	88 TJPC - TITLE IV E FUND	\$ 90,008.92	\$ 12.42	\$ -	\$ 90,021.34
	89 TYLER COUNTY NUTRITION CENTER	\$ 98,078.02	\$ 12.49	\$ 7,544.43	\$ 90,546.08
	90 STATE-DRUG COURT PROGRAMS	\$ 1,445.22	\$ 110.21	\$ -	\$ 1,555.43
	91 TXCDBG DISASTER RECOVERY PROJECT	\$ -	\$ -	\$ -	\$ -
	92 07 TXCDBG FLOOD DISASTER PR	\$ -	\$ -	\$ -	\$ -
	94 STATE-INDIGENT DEFENSE FUND	\$ 330.04	\$ 174.07	\$ -	\$ 504.11
	95 STATE-APPELLATE JUDICIAL FUND	\$ 182.60	\$ 155.03	\$ 125.00	\$ 212.63
	96 CHILD WELFARE BOARD FUND	\$ 3,992.59	\$ 225.58	\$ -	\$ 4,218.17
	97 CHILD SAFETY FUND	\$ 85,059.34	\$ 607.75	\$ 543.52	\$ 85,123.57
	98 TC DISASTER PROJECT ROUND II	\$ -	\$ -	\$ -	\$ -
	99 TYLER COUNTY JUSTICE GRANT	\$ -	\$ -	\$ -	\$ -
	100 DETCOG SOCIAL SERVICES BLOCK	\$ 299.38	\$ 0.04	\$ 9.42	\$ 290.00
	101 SUPPLEMENT COURT GUARDIAN	\$ 6,653.20	\$ 260.95	\$ -	\$ 6,914.15
	102 WATER IMPROVEMENT GRANT-FRED	\$ -	\$ -	\$ -	\$ -
	103 JUSTICE COURT TECHNOLOGY FUND	\$ 6,326.81	\$ 228.90	\$ -	\$ 6,555.71
	104 TXCDBG DRS 10191 GRANT	\$ -	\$ -	\$ -	\$ -
	105 ED BYRNES MEMORIAL JAG GRANT	\$ -	\$ -	\$ -	\$ -
	106 TXDBG DRS 010191 Grant	\$ -	\$ -	\$ -	\$ -
	107 TXCDBG-DRS 010191 GRANT	\$ -	\$ -	\$ -	\$ -
	108 S E C O BLOCK GRANT	\$ 9,630.00	\$ -	\$ 46,399.65	\$ (36,769.65)
	109 DETCOG COMMUNICATIONS GRANT	\$ -	\$ -	\$ -	\$ -
	110 MOVING VIOLATION FEES	\$ 13.81	\$ 3.90	\$ -	\$ 17.71
	111 COURTHOUSE RESTORATION	\$ 200,000.00	\$ -	\$ -	\$ 200,000.00
	112 LEGISLATIVE SERVICES	\$ -	\$ -	\$ 0.00	\$ -
	113 CIVIL FEES-ADULT PROBATION	\$ 39,020.51	\$ 570.00	\$ 0.00	\$ 39,590.51
	GRAND TOTALS	\$ 14,949,977.79	\$ 575,346.97	\$ 1,292,223.08	\$ 14,233,101.68

\*- Treasurer's Certificate of Deposit of \$ 2,000,000.00 included in total


\*\*- Jail I & S Certificate of Deposit of \$ 300,000.00 included in total

**First National Bank Now Account**  
**Interest Rate 0.200%**  
**(Per Depository Contract Agreement)**  
**\*This rate became available June 30, 2012**


A handwritten signature in cursive script that reads "Sharon Fuller". The signature is written in black ink and is positioned above the printed name.


**Sharon Fuller, County Treasurer**  
**Woodville, Texas**  
**Tyler County**


~~SWORN AND SUBSCRIBED~~ before me by, Hon. Jacques L. Blanchette, County Judge,  
Hon. Martin F. Nash, Commissioner Pct. I, Hon. James T. "Rusty" Hughes, Commissioner  
Pct. II, Hon. Mike Marshall, Commissioner Pct. III, Hon. Jack A. Walston, Commissioner  
Pct. IV, County Commissioners' Court of Tyler County, Woodville, Texas each and  
Respectively, on the \_\_\_\_ day of July, A.D., 2012


  
\_\_\_\_\_  
Donece Gregory  
County Clerk, Tyler County


WITNESS OUR HANDS, officially, this 09 day of JULY, A.D., 2012

  
\_\_\_\_\_  
**Jacques L. Blanchette, County Judge**  
**Tyler County, Texas**

  
\_\_\_\_\_  
**Martin F. Nash, Pct. I Commissioner**  
**Tyler County, Texas**

  
\_\_\_\_\_  
**James T. "Rusty" Hughes, Pct. II Commissioner**  
**Tyler County, Texas**

  
\_\_\_\_\_  
**Mike Marshall, Pct. III Commissioner**  
**Tyler County, Texas**

  
\_\_\_\_\_  
**Jack A. Walston, Pct. IV Commissioner**  
**Tyler County, Texas**





**TYLER COUNTY COMMISSIONERS COURT**

County Courthouse, Room 101 / Woodville, Texas

Monday June 9, 2012 10:00 AM

Martin Nash  
Commissioner, Pct. 1

Rusty Hughes  
Commissioner, Pct. 2

Jacques L. Blanchette  
County Judge

Mike Marshall  
Commissioner, Pct. 3

Jack Walston  
Commissioner, Pct. 4

STATE OF TEXAS

§

**RESOLUTION**

COUNTY OF TYLER

§

**A RESOLUTION APPROVING  
A FAIR HOUSING ACTIVITY STATEMENT-TEXAS  
AS PART OF THE COUNTY OF TYLER'S  
COMMUNITY DEVELOPMENT BLOCK GRANT PROGRAM**

**WHEREAS**, the County of Tyler, Texas has the responsibility to affirmatively further Fair Housing and supports Fair Housing within its County limits; and

**WHEREAS**, the County of Tyler appointed citizens to a Fair Housing Work Committee to discuss Fair Housing issues and impediments within the County and develop a Fair Housing Activity Statement -Texas; and


**WHEREAS**, the County of Tyler's Fair Housing Activity Statement-Texas was submitted to the Texas General Land Office for review, comments and approval; and


**WHEREAS**, a public notice was published in The Tyler County Booster on December 1, 2011 and a public hearing was held on December 8, 2011 for public comment;

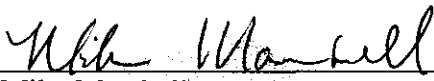
**NOW THEREFORE, BE IT RESOLVED, BY THE COMMISSIONERS COURT OF THE COUNTY OF TYLER:**


**SECTION 1:** -That the attached Fair Housing Activity Statement -Texas be approved as recommended by the Fair Housing Work Committee.


**PASSED, APPROVED and ADOPTED** at a regular meeting of the Commissioners Court of the County of Tyler held on the 9<sup>TH</sup> day of July, 2012.


  
\_\_\_\_\_  
Martin Nash  
Commissioner, Pct. 1

  
\_\_\_\_\_  
James (Rusty) Hughes  
Commissioner, Pct. 2

  
\_\_\_\_\_  
Mike Marshall  
Commissioner, Pct. 3

  
\_\_\_\_\_  
Jack Walston  
Commissioner, Pct. 4

  
\_\_\_\_\_  
Jacques L. Blanchette  
County Judge



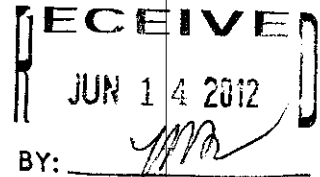
ATTEST:   
\_\_\_\_\_  
Doniece Gregory, County Clerk

LINEBARGER GOGGAN BLAIR & SAMPSON, LLP

ATTORNEYS AT LAW  
1316A S. John Redditt Dr.  
P. O. BOX 151704 (75915-1704)  
LUFKIN, TEXAS

936/639-5040  
FAX 936/639-5059

June 13, 2012



Honorable Jacques Blanchette  
Tyler County Judge  
100 W. Bluff St., Room 102  
Woodville, Texas 75979

RE: Suit No. B-1694, Woodville I.S.D. Et Al vs. James E. Wood Et Al  
Suit No. B-2514, Tyler County Et Al vs. J.S. Burton  
Suit No. B-2308, Tyler County Et Al vs. H.B. Rich  
Suit No. B-2354, Tyler County Et Al vs. Christian Doctrine Foundation  
Suit No. B-2380, Tyler County Et Al vs. Sherry Rene Herman

Dear Judge Blanchette:

Enclosed please find documents showing a breakdown of the bids that we received on the trust properties.

Please place these bids on the agenda of your next commissioner's court meeting as an action item. Please notify us of the outcome of each bid. Please contact us if you should have any questions.

Very truly yours,

Shelba Harrison  
Area Manager

SH/cf  
Encls.

cc: Ms. Lynnette Cruse  
Tax Assessor-Collector  
Tyler County  
1001 W. Bluff  
Woodville, Texas 75979

**Suit #:** B-2514 Tyler County et al vs. J. S. Burton

**Property Description:** 0.59 acre, more or less, situated in the E. F. Hanks League, Abstract 20, Tyler County, Texas, as described in deed from W. B. Tolbert et ux to J. S. Burton, in Volume 568, Page 799, Official Records of Tyler County, Texas.

**Struck off:** August 2010

**Bidder:** Ivanna Fuha  
P.O. Box 668  
Doucette, Texas 75942

**Amount of Bid:** \$ 2,500.00  
**Less Cost:** \$ 1,148.00  
**Total to be Disbursed:** \$ 1,352.00

<b>Judgment Amount:</b>		<b>%</b>	<b>Actual Recovery</b>
Tyler County	\$2,396.24	34%	\$459.68
Woodville ISD	\$4,656.85	66%	\$892.32

**Suit #:** B-2308, Tyler County et al vs. H. B. Rich

**Property Description:** 0.276 acre, more or less, situated in the J. Perkins Survey, Abstract 29, Tyler County, Texas, as described in deed dated, June 20, 1990, from Edward Broussard, etux, to Herbert B. Rich, etux, recorded in Volume 494, Page 764, Official Records of Tyler County, Texas.

**Struck off:** December 2010

**Bidder:** Chris Brown  
223 South 17<sup>th</sup> Street  
Nederland, TX 77627

**Amount of Bid:** \$ 888.88  
**Less Cost:** \$ 686.00  
**Total to be Disbursed:** \$ 202.88

<b>Judgment Amount:</b>		<b>%</b>	<b>Actual Recovery</b>
Tyler County	\$5,127.23	39%	\$ 78.42
Woodville ISD	\$8,129.40	61%	\$124.46

**Suit #:** B-2354, Tyler County et al vs. Christian Doctrine Foundation

**Property Description:** A tract of land out of the Ben Burke League, Abstract 8, Tyler County, Texas, and being described as the north part of a tract of land described in a Deed from Stanley Humphrey, et al to Crews Management Co., Inc., recorded in Volume 609, Page 609, Deed Records of Tyler County, Texas; SAVE AND EXCEPT, therefrom the South part of said tract conveyed in a Deed from Crews Management co., Inc., to Jimmy Phlegar, et al, recorded in Volume 897, Page 944, Official Public Records of Tyler County, Texas, said tract being that tract described in a Deed from Crew Management Co., Inc., to End Time Full Gospel Church recorded in Volume 691, Page 411, Deed Records of Tyler County, Texas. (AKA Sportsmans Lodge)

**Struck off:** December 2008

**Bidder:** Albert R. Barber  
630 CR 4110  
Woodville, TS 75979

**Amount of Bid:** \$ 300.00  
**Less Cost:** \$ 611.00  
**Total to be Disbursed:** \$ 0.00

<b>Judgment Amount:</b>		<b>%</b>	<b>Actual Recovery</b>
Tyler County	\$ 7,633.41	32%	\$0.00
Woodville ISD	\$16,220.97	68%	\$0.00

**Suit # :** B-2380, Tyler County et al vs. Sherry Rene Herman

**Property Description:** Lots 322, and 324, White Tail Ridge Lake Estates, Section 2, Tyler County, Texas, as described in Volume 539, Page 209, Deed Records of Tyler County, Texas.

**Struck off:** August 2010

**Bidder:** Jason Powell  
311 S. Magnolia  
Woodville, TX 75979

**Amount of Bid:** \$ 1,000.00  
**Less Cost:** \$ 503.00  
**Total to be Disbursed:** \$ 497.00

<b>Judgment Amount:</b>		<b>%</b>	<b>Actual Recovery</b>
Tyler County	\$1,172.52	31%	\$154.07
Woodville ISD	\$2,551.07	69%	\$342.93

**Suit # :** B-1694, Woodville ISD et al vs. James E. Wood et al

**Property Description:** Lot 3, Block 3, Westlake Addition, as described in Volume 473, Page 144, Deed Records of Tyler County, Texas.

**Struck off:** April 2010

**Bidder:** Will Conner  
402 N. Main  
Lumberton, TX 77657

**Amount of Bid:** \$ 125.00  
**Less Cost:** \$ 428.00  
**Total to be Disbursed:** \$ 0.00

<b>Judgment Amount:</b>		<b>%</b>	<b>Actual Recovery</b>
Tyler County	\$1,663.09	39%	\$0.00
Woodville ISD	\$2,595.47	61%	\$0.00

APPENDIX B

Tyler County Authorized List of Brokers/Dealers  
July 9, 2012

<u>INSTITUTION</u>	<u>BROKER/DEALER</u>
1. Funds Management Group, Inc. 4900 Woodway, Suite 545 Houston, TX 77056 800-683-3644	Cash Account Trust Robert L. Ross, President/Asset Servicing Agent Joan Alexander, Senior Vice President/ASA 800-683-3644 713-626-5741
2. UBS Financial Services Inc. 1285 Avenue of the Americas New York, NY 10019 212-713-2000	Richard Ebert, 1st V-President-Investments 10001 Woodloch Forest Drive, Suite 100 The Woodlands, TX 77380 800-522-6222
3. Raymond James and Associates, Inc. 5599 San Felipe Road, Suite 1090 Houston, TX 77056 800-869-9966	Scott Waltmon, Vice President David McLeroy, Vice President 5599 San Felipe Road, Suite 1090 Houston, TX 77056 713-787-2126 800-869-9966
4. Coastal Securities, Inc. 5555 San Felipe Ste 2200 Houston, TX 77056 800-489-3232 713-435-4300	Steven Albert, Managing Director 401 RR 620 South Suite 225 Austin, TX 78734 512-807-2020 800-423-8037
5. First National Bank P. O. Box 700 Jasper, Texas 75951	Max Alvis Chief Executive Officer





Guiding Local Government Toward The Future

April 24, 2012

Ms. Lynette Cruse  
1001 West Bluff  
Woodville, TX, 75979

Greetings,

The world of software as you well know is constantly updating and improving their software to be more efficient, to add features, and to improve security. The tax server and web server, if you have one, run on Microsoft SQL Server. According to our records, you are currently running MS SQL 2005. Now there are two newer versions 2008R2 and 2012. SQL 2012 is a beta version and we have not yet tested.

For SMI to keep our software current and to give you the best program features it has become necessary that all servers must be running MS SQL Server 2008 R2. There are several packages from which to choose based upon your needs. Most vendors have special government pricing you may request. If you have a 10 GB database or smaller, there is a free version you can install. The updates we have coming in June will require SQL 2008 and therefore we strongly recommend you consider upgrading your servers as soon as possible. It is your choice as from whom you purchase the product and the number of Client Access Licenses (CAL) you require. Going forward we are writing our programs in Silverlight which will not require the client licenses our current version requires.

We strongly encourage you to get the new version and Jason will work with you on the installation should you or your IT people need assistance.

Signed.

Steven Johnson,  
President

1005 Long Prairie Rd #200  
Flower Mound, TX 75022

972-538-3750 Phone  
972-538-3751 Fax

[www.spindlemedia.com](http://www.spindlemedia.com)



**Tyler County**

**Accounts Payable & Monthly Allowances**

**June 18 – July 9, 2012**



Tyler County, TX

# CHECK REGISTER

By Fund

Payable Dates 6/18/2012 - 7/9/2012

Vendor Name	Payment Number	Post Date	Description (Item)	Account Number	Project Account Key	Post Date	Amount
<b>Fund: 010 - GENERAL FUND</b>							
Nalcom Wireless Communic	104974	05/31/2012	INV.#39583/TCSO	010-401-42697		05/31/2012	164.50
Cypher Technologies	104968	06/22/2012	INV.#1216/COJUD	010-440-42353		06/22/2012	120.00
Cypher Technologies	104968	06/22/2012	INV.#1217/COMMISSIONER	010-440-42353		06/22/2012	60.00
Cypher Technologies	104968	06/22/2012	INV.#1218/COMMISSIONERS	010-440-42353		06/22/2012	60.00
Cypher Technologies	104968	06/22/2012	INV.#1219/COMMIS. & COCL	010-440-42353		06/22/2012	120.00
Cypher Technologies	104968	06/22/2012	INV.#1220/CSCD	010-440-42353		06/22/2012	180.00
Pitney Bowes Global Financi	104976	06/22/2012	1242785/COAUD	010-440-42677		06/22/2012	202.00
Texas Association of Countie	104980	06/22/2012	DEFICIT PAYMENT/COTREAS	010-401-40140		06/22/2012	2,698.47
Pitney Bowes-Refill by phon	104977	06/22/2012	POSTAGE REFILL/COAUD	010-401-42111		06/22/2012	1,122.00
Nagypal, Kim / District Clerk	104973	06/22/2012	GRAND JURY/DEC. 2011- JUN	010-408-42689		06/22/2012	408.00
Jasper County	104970	05/31/2012	STACY, LISA/TCSO	010-401-42667		05/31/2012	183.68
Jasper County	104970	05/31/2012	MAY INMATE HOUSING/TCS	010-401-42231		05/31/2012	5,400.00
Costello, Troy	104967	05/31/2012	REIMB/INMATE TRANSPORT	010-426-42217		05/31/2012	12.93
Verizon Wireless	104981	06/22/2012	8386-00002/VET SRV.	010-405-42500		06/22/2012	86.83
Smith, Carly	104979	06/22/2012	6/18-19/12-COJUD	010-415-42635		06/22/2012	550.00
Gregory, Donece	104969	06/22/2012	PER DIEM/CO. & DIST. CLK. C	010-402-42659		06/22/2012	275.00
Moody Gardens Hotel	104972	06/22/2012	GREGORY, DONECE/CO. & DI	010-402-42659		06/22/2012	1,166.10
Card Service Center / Visa	104964	06/22/2012	0506/COAUD	010-422-42100		06/22/2012	59.95
Card Service Center / Visa	104964	06/22/2012	0506/DATA PROCESSING	010-440-42101		06/22/2012	75.74
Card Service Center / Visa	104964	06/22/2012	0506/NEW EQUIPMENT	010-453-43210		06/22/2012	467.95
Card Service Center / Visa	104964	06/22/2012	0225/TCSO	010-426-42500		06/22/2012	12.95
Card Service Center / Visa	104964	06/22/2012	0225/TCSO	010-426-42100		06/22/2012	14.96
Card Service Center / Visa	104964	06/22/2012	0530, 0282, 0258/TCSO	010-426-42217		06/22/2012	515.68
Card Service Center / Visa	104964	06/22/2012	0118/COJUD	010-421-42189		06/22/2012	367.52
Card Service Center / Visa	104964	06/22/2012	0100, 0258, 0290/TCSO	010-426-42659		06/22/2012	2,198.14
Card Service Center / Visa	104964	06/22/2012	0480, 0069/TCSO	010-426-42400		06/22/2012	104.66
Card Service Center / Visa	104964	06/22/2012	TCSO	010-426-42413		06/22/2012	150.00
Card Service Center / Visa	104964	06/22/2012	0258/TCSO	010-426-42182		06/22/2012	26.93
WalMart Community/GECRB	104982	05/31/2012	6915/COJUD	010-421-42100		05/31/2012	21.28
WalMart Community/GECRB	104982	06/22/2012	6915/COJUD	010-442-42106		06/22/2012	173.74
WalMart Community/GECRB	104982	06/22/2012	6915/COJUD	010-442-42412		06/22/2012	88.73
Pelly Electronics	104975	06/22/2012	INV.#713/TAX	010-440-42423		06/22/2012	770.00
CASA	104966	01/31/2012	2011 ALLOCATION/COAUD	010-401-42163		01/31/2012	2,300.00
Burke, Wanda - Anderson Co	104963	06/22/2012	ROBINSON, DOROTHY J.-M6	010-415-42623		06/22/2012	169.50
ARC-Austin Ribbon & Compu	104960	06/22/2012	L202413/TCSO	010-453-43210		06/22/2012	34,932.00
Cypher Technologies	105013	06/29/2012	INV.#1221/TAX OFFICE	010-440-42353		06/29/2012	120.00
Cypher Technologies	105013	06/29/2012	INV.#1222/COMMISSIONER	010-440-42353		06/29/2012	120.00

## CHECK REGISTER

Payable Dates: 6/18/2012 - 7/9/2012

Vendor Name	Payment Number	Post Date	Description (Item)	Account Number	Project Account Key	Post Date	Amount
Cypher Technologies	105013	06/29/2012	INV.#1223/COMMISSIONER	010-440-42353		06/29/2012	120.00
Cypher Technologies	105013	06/29/2012	INV.#1224/EOC & VET. SRV.	010-440-42353		06/29/2012	120.00
TAC Health Benefits Pool (TA	105040	06/29/2012	JULY 2012/ HEALTH INSURA	010-401-40150		06/29/2012	56,420.63
The Standard Insurance Co.	105043	06/29/2012	JULY 2012/LIFE INSURANCE	010-401-40150		06/29/2012	2,104.28
Tyler County Clerk's Office	105045	06/29/2012	RESTITUTION/COCLK	010-32516		06/29/2012	40.00
Texas Association of Countie	105042	06/29/2012	3RD QTR. WORKERS COMP.	010-401-40130		06/29/2012	11,109.00
Wilson Insurance Agency	105050	06/29/2012	NOTARY BOND/POWERS, CA	010-411-42900		06/29/2012	71.00
Whelan, Robert William	105049	06/29/2012	INV.#3/COJUD	010-442-42412		06/29/2012	600.00
Chapa, Adolfo	105009	06/29/2012	JUNE 18/PETIT JUROR	010-408-42700		06/29/2012	6.00
Hallo, Andrew Charles	105020	06/29/2012	JUNE 18/PETIT JUROR	010-408-42700		06/29/2012	6.00
Crime Victims Compensation	105010	06/29/2012	CHERRY, AUSTIN LEE	010-408-42700		06/29/2012	6.00
Tyler County Child Welfare B	105044	06/29/2012	SHIELDS, BECKY LOU	010-408-42700		06/29/2012	10.00
Sittig, Bonnie L.	105038	06/29/2012	JUNE 18/PETIT JUROR	010-408-42700		06/29/2012	10.00
Saxton, Benney Ray	105037	06/29/2012	JUNE 18/PETIT JUROR	010-408-42700		06/29/2012	6.00
Gore, Cathy Gail	105018	06/29/2012	JUNE 18/PETIT JUROR	010-408-42700		06/29/2012	10.00
Tyler County Child Welfare B	105044	06/29/2012	MILLER, CHARLES GEORGE	010-408-42700		06/29/2012	6.00
Hatten, Carolyn	105022	06/29/2012	JUNE 18/PETIT JUROR	010-408-42700		06/29/2012	10.00
Crime Victims Compensation	105010	06/29/2012	WINKLER, CHERI LYNN	010-408-42700		06/29/2012	6.00
Tyler County Child Welfare B	105044	06/29/2012	FRY, CHARLES ROY, JR.	010-408-42700		06/29/2012	16.00
Tyler County Child Welfare B	105044	06/29/2012	YOUNG, CHARLES SCOTT	010-408-42700		06/29/2012	6.00
Spivey, Donna	105039	06/29/2012	JUNE 18/PETIT JUROR	010-408-42700		06/29/2012	6.00
Fountain, Evelyn Marie	105017	06/29/2012	JUNE 18/PETIT JUROR	010-408-42700		06/29/2012	6.00
Purvis, Gay Ann	105035	06/29/2012	JUNE 18/PETIT JUROR	010-408-42700		06/29/2012	6.00
Green, Gloria Jean	105019	06/29/2012	JUNE 18/PETIT JUROR	010-408-42700		06/29/2012	10.00
Crime Victims Compensation	105010	06/29/2012	WILLIAMSW, HUBERT CRISP	010-408-42700		06/29/2012	6.00
Humphus, Judith Barnhart	105023	06/29/2012	JUNE 18/PETIT JUROR	010-408-42700		06/29/2012	6.00
Tyler County Child Welfare B	105044	06/29/2012	GRIFFITH, JOYCE CORNELIA	010-408-42700		06/29/2012	6.00
Vandenberg, John Jacob	105046	06/29/2012	JUNE 18/PETIT JUROR	010-408-42700		06/29/2012	16.00
Landry, Julie	105026	06/29/2012	JUNE 18/PETIT JUROR	010-408-42700		06/29/2012	6.00
Mitchell, Jeremiah	105029	06/29/2012	JUNE 18/PETIT JUROR	010-408-42700		06/29/2012	6.00
Tyler County Child Welfare B	105044	06/29/2012	GLAZE, JUDY MESHHELL	010-408-42700		06/29/2012	10.00
Johnston, James Walter	105024	06/29/2012	JUNE 18/PETTI JUROR	010-408-42700		06/29/2012	6.00
Tyler County Child Welfare B	105044	06/29/2012	WATTS, LISA CAROL	010-408-42700		06/29/2012	6.00
Brown, Lauren Faye	105007	06/29/2012	JUNE 18/PETIT JUROR	010-408-42700		06/29/2012	6.00
Mitchell, Lorilee	105030	06/29/2012	JUNE 18/PETIT JUROR	010-408-42700		06/29/2012	6.00
Davis, Lacey Michelle	105015	06/29/2012	JUNE 18/PETIT JUROR	010-408-42700		06/29/2012	6.00
Matthews, Morris Andrew Jr	105028	06/29/2012	JUNE 18/PETIT JUROR	010-408-42700		06/29/2012	6.00
Malina, Mildred Elizabeth	105027	06/29/2012	JUNE 18/PETIT JUROR	010-408-42700		06/29/2012	6.00
Davis, Marion Joyce	105016	06/29/2012	JUNE 18/PETIT JUROR	010-408-42700		06/29/2012	16.00
Putnam, Margaret Yvonne	105036	06/29/2012	JUNE 18/PETIT JUROR	010-408-42700		06/29/2012	6.00
Dabill, Peter George	105014	06/29/2012	JUNE 18/PETIT JUROR	010-408-42700		06/29/2012	16.00
Proctor, Paul Leonard Jr.	105034	06/29/2012	JUNE 18/PETIT JUROR	010-408-42700		06/29/2012	16.00
Tyler County Child Welfare B	105044	06/29/2012	ODOM, PAMELA ROBINSON	010-408-42700		06/29/2012	6.00
Tyler County Child Welfare B	105044	06/29/2012	GILBERT, RALPH DANNY	010-408-42700		06/29/2012	16.00

## CHECK REGISTER

Payable Dates: 6/18/2012 - 7/9/2012

Vendor Name	Payment Number	Post Date	Description (Item)	Account Number	Project Account Key	Post Date	Amount
Harrison, Robert DeWayne	105021	06/29/2012	JUNE 18/PETIT JUROR	010-408-42700		06/29/2012	6.00
Crime Victims Compensation	105010	06/29/2012	NIDAY, RONNY LEON	010-408-42700		06/29/2012	6.00
Kibble, Yvette Latrelle	105025	06/29/2012	JUNE 18/PETIT JUROR	010-408-42700		06/29/2012	6.00
Pilgrim Insurance	105033	06/29/2012	RENEWAL#SRD441182/NAG	010-407-42902		06/29/2012	2,355.23
Cruse, Lynnette	105012	06/29/2012	MILEAGE/TACA CONFERENC	010-420-42659		06/29/2012	695.97
Cruse, Lynnette	105012	06/29/2012	HOTEL/TACA CONFERENCE	010-420-42659		06/29/2012	547.05
Cruse, Lynnette	105012	06/29/2012	MEALS/TACA CONFERENCE	010-420-42659		06/29/2012	135.40
AAA Reliable Telephone & El	105003	06/29/2012	INV.#6117/COMMISSIONERS	010-401-42178		06/29/2012	3,260.30
Verizon Wireless	105047	06/29/2012	5066-00001/JP. 1 TELEPHON	010-411-42500		06/29/2012	72.89
CDCAT Treasurer / Dues	105008	06/29/2012	ASSOC. DUES/GREGORY, DO	010-401-42650		06/29/2012	85.00
AFLAC INSURANCE	104994	06/29/2012	AFLAC-Accident	010-21300		06/29/2012	75.83
AFLAC INSURANCE	104994	06/29/2012	AFLAC-Cancer	010-21300		06/29/2012	188.92
AFLAC INSURANCE	104994	06/29/2012	Aflac Dental	010-21300		06/29/2012	60.20
MORGAN, BRYAN	104987	06/29/2012	case#11346400	010-21300		06/29/2012	191.50
NATIONWIDE RETIREMENT S	104996	06/29/2012	Deferred Comp	010-21300		06/29/2012	35.00
GULF EMPLOYEES CREDIT U	104984	06/29/2012	Julius A. Walston - acct# 100	010-21300		06/29/2012	75.00
POLICE & FIREMAN'S INSUR	104997	06/29/2012	Police Insurance	010-21300		06/29/2012	284.63
STANDARD INSURANCE COM	104998	06/29/2012	Standard Life DEP Premiums	010-21300		06/29/2012	20.92
STANDARD INSURANCE COM	104998	06/29/2012	Standard Life DEP Premiums	010-21300		06/29/2012	3.42
Texas County & District Retir	104999	06/29/2012	Tyler County, TX Retirement	010-21300		06/29/2012	18,816.48
JAMES, KATHRYN JANAY	104986	06/29/2012	CS	010-21300		06/29/2012	200.00
JAMES, ERICA LANE	104985	06/29/2012	CS	010-21300		06/29/2012	143.00
STURROCK, TERESA LANELL	104989	06/29/2012	CS	010-21300		06/29/2012	312.58
WHITWORTH, MELISSA M.	104993	06/29/2012	CS	010-21300		06/29/2012	175.00
Tyler County Payroll	104990	06/29/2012	FICA	010-21300		06/29/2012	11,852.76
Tyler County Payroll	104990	06/29/2012	Federal Withholding	010-21300		06/29/2012	10,013.82
Tyler County Payroll	104990	06/29/2012	Medicare	010-21300		06/29/2012	3,305.04
TYLER COUNTY PAYROLL	105002	06/27/2012	PAYROLL TRANSFER	010-29999		06/27/2012	85,405.74
A T & T / Phone lines	105088	07/06/2012	DATA PROCESSING	010-440-42350		07/06/2012	161.49
A T & T / Phone lines	105088	07/06/2012	DISTRICT ATTY.	010-419-42500		07/06/2012	192.57
A T & T / Phone lines	105088	07/06/2012	PARKS/WILDLIFE	010-430-42502		07/06/2012	27.51
A T & T / Phone lines	105088	07/06/2012	DRIVERS LICENSE	010-430-42503		07/06/2012	55.02
A T & T / Phone lines	105088	07/06/2012	TAX OFFICE	010-420-42500		07/06/2012	286.95
A T & T / Phone lines	105088	07/06/2012	TREASURER	010-423-42500		07/06/2012	27.51
A T & T / Phone lines	105088	07/06/2012	AUDITOR OFFICE	010-422-42500		07/06/2012	55.02
A T & T / Phone lines	105088	07/06/2012	TCSO	010-426-42500		07/06/2012	702.73
A T & T / Phone lines	105088	07/06/2012	DPS	010-430-42500		07/06/2012	108.48
A T & T / Phone lines	105088	07/06/2012	COUNTY JUDGE	010-421-42500		07/06/2012	140.29
A T & T / Phone lines	105088	07/06/2012	COUNTY CLERK	010-402-42500		07/06/2012	186.79
A T & T / Phone lines	105088	07/06/2012	VETERANS SRV.	010-405-42500		07/06/2012	157.67
A T & T / Phone lines	105088	07/06/2012	ELEVATOR	010-442-42422		07/06/2012	80.97
A T & T / Phone lines	105088	07/06/2012	COMMISSIONER COURT	010-401-42519		07/06/2012	294.31
A T & T / Phone lines	105088	07/06/2012	DISTRICT JUDGE	010-409-42500		07/06/2012	27.51
A T & T / Phone lines	105088	07/06/2012	JP. 1	010-411-42500		07/06/2012	85.83

## CHECK REGISTER

Payable Dates: 6/18/2012 - 7/9/2012

Vendor Name	Payment Number	Post Date	Description (Item)	Account Number	Project Account Key	Post Date	Amount
A T & T / Phone lines	105088	07/06/2012	DISTRICT CLERK	010-407-42500		07/06/2012	57.17
A T & T / Phone lines	105088	07/06/2012	EXTENSION OFFICE	010-439-42500		07/06/2012	55.02
Cypher Technologies	105075	07/06/2012	INV.#1225/AUDITOR OFFICE	010-442-42412		07/06/2012	60.00
Cypher Technologies	105075	07/06/2012	INV.#1226/COJUD	010-440-42353		07/06/2012	60.00
Cypher Technologies	105075	07/06/2012	INV.#1226/EXTENSION OFFI	010-440-42353		07/06/2012	60.00
Weaver and Tidwell, LLP	105087	07/06/2012	INV.#181240/COAUD	010-401-42178		07/06/2012	5,000.00
Havis Feed & Hardware	105077	07/06/2012	DOG FOOD/TCSO	010-426-42656		07/06/2012	23.85
Pilgrim Insurance	105082	07/06/2012	ERRORS&OMMISION/COCLK	010-402-42902		07/06/2012	4,813.27
Fortenberry Electric	105076	07/06/2012	REPLACE AC DISCON./COM	010-442-42412		07/06/2012	100.00
Blanchette, JUDGE Jacques	105073	07/06/2012	MILEAGE/DETCOG MTG.	010-401-42233		07/06/2012	81.03
Nash, Martin/Pct 1	105079	07/06/2012	MILEAGE/DETCOG MTG.	010-401-42233		07/06/2012	84.91
WalMart Community/GECRB	105085	07/06/2012	7809/TCSO	010-427-42108		07/06/2012	433.88
WalMart Community/GECRB	105085	07/06/2012	7809/TCSO	010-427-42108		07/06/2012	87.36
Tyler County Clerk's Office	105084	07/06/2012	JANET'S CASH DRAWER/COC	010-401-42178		07/06/2012	25.00
Fortenberry Electric	105076	07/06/2012	AC PLUGS & BREAKERS/COJ	010-442-42412		07/06/2012	150.00
Fortenberry Electric	105076	07/06/2012	WATER HTR. CIRC./COJUD	010-442-42412		07/06/2012	150.00
Fortenberry Electric	105076	07/06/2012	HALIDE BULBS/COJUD	010-442-42412		07/06/2012	250.00
Fortenberry Electric	105076	07/06/2012	FLOURESCENT LGT./COJUD	010-442-42412		07/06/2012	100.00
CDCAT Treasurer / Dues	105074	07/06/2012	ASSOCIATION DUES/NAGYP	010-407-42650		07/06/2012	85.00
Fortenberry Electric	105076	07/06/2012	HALIDE BULB IN TREE/COJU	010-442-42412		07/06/2012	50.00
Texas Justice Court Judges A	105083	07/06/2012	REGIS./MOORE, JAMES	010-411-42661		07/06/2012	25.00
Gertz Adair Law Firm	105109	07/09/2012	JENKINS, JEREMY/09-0101	010-415-42634		07/09/2012	1,800.00
Bythewood Legal Services, P	105096	07/09/2012	PICKETT, HOLLI	010-415-42634		07/09/2012	200.00
Coxe, Ray PhD	105102	07/09/2012	WILLIAMS, JEAROME	010-408-42347		07/09/2012	300.00
Bythewood Legal Services, P	105096	07/09/2012	WHITMIRE, KRISTIN	010-408-42634		07/09/2012	400.00
McDonough, Timothy R.	105111	07/09/2012	CHESHIRE PATRICK S.	010-408-42634		07/09/2012	1,000.00
Bythewood Legal Services, P	105096	07/09/2012	WOOTEN, SHELIA ANN	010-408-42634		07/09/2012	400.00
Bythewood Legal Services, P	105096	07/09/2012	MOSS, LAURA	010-408-42634		07/09/2012	400.00
Wright, Russell J.	105134	07/09/2012	OLIVER, RACHEL MARIE	010-408-42634		07/09/2012	400.00
Bythewood Legal Services, P	105096	07/09/2012	DOBBINS, RAY FERRELL	010-408-42634		07/09/2012	400.00
Gertz Adair Law Firm	105109	07/09/2012	ARNOLD, MATTHEW	010-408-42634		07/09/2012	400.00
McDonough, Timothy R.	105111	07/09/2012	CADDELL, TIMOTHY	010-408-42634		07/09/2012	400.00
Bythewood Legal Services, P	105096	07/09/2012	MOSS, LAURA	010-415-42634		07/09/2012	200.00
Texas Department of State H	105122	07/09/2012	INV.#16389/COCLK	010-402-42500		07/09/2012	96.99
Texas Department of State H	105122	07/09/2012	INV.#16589/COCLK	010-402-42500		07/09/2012	78.69
Spurger I.S.D.	105119	07/09/2012	PAYMENT IN LIEU OF TAXES	010-401-48012		07/09/2012	1,756.44
Woodville I.S.D.	105132	07/09/2012	PAYMENT IN LIEU OF TAXES	010-401-48012		07/09/2012	192.69
Warren I.S.D.	105126	07/09/2012	PAYMENT IN LIEU OF TAXES	010-401-48012		07/09/2012	1,679.87
DotCom LTD./INU Powered	105105	07/09/2012	2561/COCLK	010-402-42500		07/09/2012	2.00
Avaya, INC.	105094	07/09/2012	0101946445/TAX	010-420-42500		07/09/2012	60.00
Avaya, INC.	105095	07/09/2012	0101995823/DSCLK	010-407-42500		07/09/2012	65.21
Germer Gertz, L.L.P.	105108	07/09/2012	INV.#435707/COJUD	010-401-42628		07/09/2012	90.45
Music Mountain Water Com	105113	07/09/2012	82274101/COJUD	010-440-42101		07/09/2012	225.35
City of Woodville	105100	07/09/2012	00001903/COCLK	010-442-42516		07/09/2012	114.43

## CHECK REGISTER

Payable Dates: 6/18/2012 - 7/9/2012

Vendor Name	Payment Number	Post Date	Description (Item)	Account Number	Project Account Key	Post Date	Amount
City of Woodville	105100	07/09/2012	01024002/TAX	010-442-42517		07/09/2012	175.22
City of Woodville	105100	07/09/2012	05119001/JUST. CTR.	010-442-42511		07/09/2012	1,457.63
City of Woodville	105100	07/09/2012	07152001/COURTHOUSE	010-442-42515		07/09/2012	142.69
City of Woodville	105100	07/09/2012	07152002/CDA	010-442-42515		07/09/2012	498.47
WindStream	105130	07/09/2012	125059392/JP. 3	010-413-42500		07/09/2012	67.92
Music Mountain Water Com	105112	07/09/2012	82274101/COJUD	010-440-42101		07/09/2012	214.03
A T & T / Phone lines	105091	07/09/2012	8799/JP. 4	010-414-42500		07/09/2012	70.86
Bythewood Legal Services, P	105096	07/09/2012	INV.#718/CPS	010-408-42637		07/09/2012	75.00
Bythewood Legal Services, P	105096	07/09/2012	INV.#719/CPS	010-408-42637		07/09/2012	56.25
Bythewood Legal Services, P	105096	07/09/2012	INV.#720/CPS	010-408-42637		07/09/2012	56.25
Bythewood Legal Services, P	105096	07/09/2012	INV.#721/CPS	010-408-42637		07/09/2012	18.75
Chester Volunteer Fire Dept.	105098	07/09/2012	Monthly Allowance	010-401-42701		07/09/2012	150.00
Colmesneil Volunteer Fire D	105101	07/09/2012	Monthly Allowance	010-401-42701		07/09/2012	150.00
Dam B Volunteer Fire Dept.	105104	07/09/2012	Monthly Allowance	010-401-42701		07/09/2012	150.00
Fred Volunteer Fire Dept.	105107	07/09/2012	Monthly Allowance	010-401-42701		07/09/2012	150.00
Ivanhoe Volunteer Fire Dept.	105110	07/09/2012	Monthly Allowance	010-401-42701		07/09/2012	150.00
Shady Grove Volunteer Fire	105118	07/09/2012	Monthly Allowance	010-401-42701		07/09/2012	150.00
Spurger Volunteer Fire Dept.	105120	07/09/2012	Monthly Allowance	010-401-42701		07/09/2012	150.00
Swearingen, Robert E., Dr.	105121	07/09/2012	Monthly Allowance	010-436-42633		07/09/2012	300.00
Warren Volunteer Fire Dept.	105127	07/09/2012	Monthly Allowance	010-401-42701		07/09/2012	150.00
White Tail Ridge Fire Dept.	105128	07/09/2012	Monthly Allowance	010-401-42701		07/09/2012	150.00
Wildwood Volunteer Fire De	105129	07/09/2012	Monthly Allowance	010-401-42701		07/09/2012	150.00
Woodville Volunteer Fire De	105133	07/09/2012	Monthly Allowance	010-401-42701		07/09/2012	150.00
A T & T Mobility - Carol Stre	105093	07/09/2012	287244420327/DSJUD	010-410-42500		07/09/2012	95.23
<b>Fund 010 - GENERAL FUND Total:</b>							<b>294,596.39</b>

## Fund: 021 - ROAD &amp; BRIDGE I

Card Service Center / Visa	104964	06/22/2012	0159/PCT. 1	021-000-42659		06/22/2012	521.70
Card Service Center / Visa	104964	06/22/2012	0159/PCT. 1	021-000-42425		06/22/2012	244.09
Nash, Martin/Pct 1	105031	06/29/2012	REIMB/SCREEN PROTECTOR	021-000-42998		06/29/2012	13.95
TAC Health Benefits Pool (TA	105040	06/29/2012	PCT. 1	021-000-40120		06/29/2012	4,025.46
The Standard Insurance Co.	105043	06/29/2012	PCT. 1	021-000-40120		06/29/2012	196.17
Nash, Martin/Pct 1	105031	06/29/2012	MILEAGE/SOUTH TX JUD.CO	021-000-42659		06/29/2012	485.62
Nash, Martin/Pct 1	105031	06/29/2012	PER DIEM/SOUTH TX JUD. C	021-000-42659		06/29/2012	200.00
AFLAC INSURANCE	104994	06/29/2012	AFLAC-Accident	021-21300		06/29/2012	32.13
AFLAC INSURANCE	104994	06/29/2012	AFLAC-Cancer	021-21300		06/29/2012	32.20
FREEMAN, KIMBERLY D.	104983	06/29/2012	CS	021-21300		06/29/2012	250.00
STANDARD INSURANCE COM	104998	06/29/2012	Standard Life DEP Premiums	021-21300		06/29/2012	13.32
Texas County & District Retir	104999	06/29/2012	Tyler County, TX Retirement	021-21300		06/29/2012	2,042.70
Tyler County Payroll	104990	06/29/2012	FICA	021-21300		06/29/2012	1,332.46
Tyler County Payroll	104990	06/29/2012	Federal Withholding	021-21300		06/29/2012	1,213.23
Tyler County Payroll	104990	06/29/2012	Medicare	021-21300		06/29/2012	371.56
TYLER COUNTY PAYROLL	105002	06/27/2012	PAYROLL TRANSFER	021-29999		06/27/2012	9,557.34
A T & T / Phone lines	105088	07/06/2012	PCT. 1	021-000-42500		07/06/2012	52.19

**CHECK REGISTER**

Payable Dates: 6/18/2012 - 7/9/2012

Vendor Name	Payment Number	Post Date	Description (Item)	Account Number	Project Account Key	Post Date	Amount
Wardlaw, Wade	105086	07/06/2012	ARMY TRUCK/PCT. 1	021-000-42425		07/06/2012	620.00
Arnett's Diversified Services	105072	07/06/2012	MECH. ON BACKHOE/PCT. 1	021-000-42425		07/06/2012	1,980.00
Nash, Martin/Pct 1	105079	07/06/2012	MILEAGE/SURPLUS PROP. PR	021-000-42659		07/06/2012	338.55
Moore, Phillip	105078	07/06/2012	DOZER WORK/PCT. 1	021-000-42160		07/06/2012	2,180.00
Seneca Water Supply Corp.	105117	07/09/2012	166/PCT. 1 BARN	021-000-42510		07/09/2012	18.09
Verizon Wireless	105125	07/09/2012	6997-00002/PCT. 1	021-000-42500		07/09/2012	237.89
A T & T Mobility - Carol Stre	105092	07/09/2012	829734127/PCT. 1	021-000-42500		07/09/2012	89.17
<b>Fund 021 - ROAD &amp; BRIDGE I Total:</b>							<b>26,047.82</b>
<b>Fund: 022 - ROAD &amp; BRIDGE II</b>							
Beaumont Tractor Company,	104961	05/31/2012	TYLE05/PCT. 2	022-000-42425		05/31/2012	4,401.54
Card Service Center / Visa	104964	06/22/2012	0142/PCT. 2	022-000-42659		06/22/2012	789.12
WalMart Community/GECRB	104982	06/22/2012	5559/PCT. 2	022-000-42998		06/22/2012	76.52
TAC Health Benefits Pool (TA	105040	06/29/2012	PCT. 2	022-000-40120		06/29/2012	4,220.52
The Standard Insurance Co.	105043	06/29/2012	PCT. 2	022-000-40120		06/29/2012	147.39
AFLAC INSURANCE	104994	06/29/2012	AFLAC-Accident	022-21300		06/29/2012	8.84
AFLAC INSURANCE	104994	06/29/2012	AFLAC-Cancer	022-21300		06/29/2012	15.14
Texas County & District Retir	104999	06/29/2012	Tyler County, TX Retirement	022-21300		06/29/2012	1,392.92
STOKES, DEBORAH D.	104988	06/29/2012	CS	022-21300		06/29/2012	225.00
Tyler County Payroll	104990	06/29/2012	FICA	022-21300		06/29/2012	852.62
Tyler County Payroll	104990	06/29/2012	Federal Withholding	022-21300		06/29/2012	744.33
Tyler County Payroll	104990	06/29/2012	Medicare	022-21300		06/29/2012	237.74
TYLER COUNTY PAYROLL	105002	06/27/2012	PAYROLL TRANSFER	022-29999		06/27/2012	5,903.71
A T & T / Phone lines	105088	07/06/2012	PCT. 2	022-000-42500		07/06/2012	52.19
Moore, Phillip	105078	07/06/2012	DOZER WORK/PCT. 2	022-000-42160		07/06/2012	2,180.00
Chester Gas System	105097	07/09/2012	134/PCT. 2	022-000-42510		07/09/2012	20.00
Chester Water Supply Corp.	105099	07/09/2012	31/PCT. 2	022-000-42510		07/09/2012	65.65
Sam Houston Electric Cooper	105116	07/09/2012	1833151/PCT. 2	022-000-42510		07/09/2012	203.05
Eastex Telephone Coop., Inc.	105106	07/09/2012	70024893/PCT. 2	022-000-42500		07/09/2012	32.25
<b>Fund 022 - ROAD &amp; BRIDGE II Total:</b>							<b>21,568.53</b>
<b>Fund: 023 - ROAD &amp; BRIDGE III</b>							
Bugs Dozer Services	104962	06/22/2012	EQUIP. RENTAL/PCT. 3	023-000-42160		06/22/2012	4,800.00
Card Service Center / Visa	104964	06/22/2012	0357/TC50	023-000-42425		06/22/2012	147.30
WalMart Community/GECRB	104982	06/22/2012	1559/PCT. 3	023-000-42998		06/22/2012	41.54
TAC Health Benefits Pool (TA	105040	06/29/2012	PCT. 3	023-000-40120		06/29/2012	5,471.49
The Standard Insurance Co.	105043	06/29/2012	PCT. 3	023-000-40120		06/29/2012	246.12
AFLAC INSURANCE	104994	06/29/2012	AFLAC-Accident	023-21300		06/29/2012	23.90
AFLAC INSURANCE	104994	06/29/2012	AFLAC-Cancer	023-21300		06/29/2012	49.21
STANDARD INSURANCE COM	104998	06/29/2012	Standard Life DEP Premiums	023-21300		06/29/2012	25.91
STANDARD INSURANCE COM	104998	06/29/2012	Standard Life DEP Premiums	023-21300		06/29/2012	9.62
Texas County & District Retir	104999	06/29/2012	Tyler County, TX Retirement	023-21300		06/29/2012	2,067.10
Tyler County Payroll	104990	06/29/2012	FICA	023-21300		06/29/2012	1,345.63
Tyler County Payroll	104990	06/29/2012	Federal Withholding	023-21300		06/29/2012	1,009.57
Tyler County Payroll	104990	06/29/2012	Medicare	023-21300		06/29/2012	375.20



## CHECK REGISTER

Payable Dates: 6/18/2012 - 7/9/2012

Vendor Name	Payment Number	Post Date	Description (Item)	Account Number	Project Account Key	Post Date	Amount
TYLER COUNTY PAYROLL	105002	06/27/2012	PAYROLL TRANSFER	023-29999		06/27/2012	9,996.43
A T & T / Phone lines	105088	07/06/2012	PCT. 3	023-000-42500		07/06/2012	52.18
Cypher Technologies	105075	07/06/2012	INV.#1226/COMMISSIONER	023-000-42998		07/06/2012	60.00
WindStream	105131	07/09/2012	125059843/PCT. 3	023-000-42500		07/09/2012	52.53
<b>Fund 023 - ROAD &amp; BRIDGE III Total:</b>							<b>25,773.73</b>
<b>Fund: 024 - ROAD &amp; BRIDGE IV</b>							
Card Service Center / Visa	104964	06/22/2012	0134/PCT. 4	024-000-42659		06/22/2012	445.05
WalMart Community/GECRB	104982	06/22/2012	1591/PCT. 4	024-000-42998		06/22/2012	62.81
TAC Health Benefits Pool (TA	105040	06/29/2012	PCT 4	024-000-40120		06/29/2012	4,302.49
The Standard Insurance Co.	105043	06/29/2012	PCT. 4	024-000-40120		06/29/2012	221.28
Walston, J. A. "Jack"	105048	06/29/2012	MILEAGE/SETX CO. JUDG. &	024-000-42659		06/29/2012	390.16
Walston, J. A. "Jack"	105048	06/29/2012	PER DIEM/SETX CO. JUDG.&	024-000-42659		06/29/2012	200.00
Texas County & District Retir	104999	06/29/2012	Tyler County, TX Retirement	024-21300		06/29/2012	1,803.02
Tyler County Payroll	104990	06/29/2012	FICA	024-21300		06/29/2012	1,118.66
Tyler County Payroll	104990	06/29/2012	Federal Withholding	024-21300		06/29/2012	1,185.33
Tyler County Payroll	104990	06/29/2012	Medicare	024-21300		06/29/2012	311.94
TYLER COUNTY PAYROLL	105002	06/27/2012	PAYROLL TRANSFER	024-29999		06/27/2012	8,218.75
A T & T / Phone lines	105088	07/06/2012	PCT. 4	024-000-42500		07/06/2012	52.18
Tyler County Water Supply C	105123	07/09/2012	00583/PCT. 4 BARN	024-000-42510		07/09/2012	36.38
A T & T / Phone lines	105090	07/09/2012	5312/PCT. 4	024-000-42500		07/09/2012	72.06
<b>Fund 024 - ROAD &amp; BRIDGE IV Total:</b>							<b>18,420.11</b>
<b>Fund: 025 - TYLER CO AIRPORT</b>							
City of Woodville	105100	07/09/2012	00002090/AIRPORT	025-000-42510		07/09/2012	28.60
Sam Houston Electric Cooper	105116	07/09/2012	2708881/AIRPORT	025-000-42510		07/09/2012	90.80
Sam Houston Electric Cooper	105116	07/09/2012	342683/AIRPORT	025-000-42510		07/09/2012	67.28
Sam Houston Electric Cooper	105116	07/09/2012	35055/AIRPORT	025-000-42510		07/09/2012	183.48
<b>Fund 025 - TYLER CO AIRPORT Total:</b>							<b>370.16</b>
<b>Fund: 026 - TYLER CO. RODEO ARENA/FAIRGRND</b>							
City of Woodville	105100	07/09/2012	02030001/RODEO ARENA	026-000-42510		07/09/2012	17.49
Sam Houston Electric Cooper	105116	07/09/2012	1313576/RODEO ARENA	026-000-42510		07/09/2012	24.24
Sam Houston Electric Cooper	105116	07/09/2012	140061/RODEO ARENA	026-000-42510		07/09/2012	101.74
Sam Houston Electric Cooper	105116	07/09/2012	1807510/RODEO ARENA	026-000-42510		07/09/2012	13.50
Sam Houston Electric Cooper	105116	07/09/2012	1807528/RODEO ARENA	026-000-42510		07/09/2012	13.50
Sam Houston Electric Cooper	105116	07/09/2012	55988/RODEO ARENA	026-000-42510		07/09/2012	44.10
<b>Fund 026 - TYLER CO. RODEO ARENA/FAIRGRND Total:</b>							<b>214.57</b>
<b>Fund: 031 - COUNTY CLERK RMP</b>							
Texas County & District Retir	104999	06/29/2012	Tyler County, TX Retirement	031-21300		06/29/2012	91.27
Tyler County Payroll	104990	06/29/2012	FICA	031-21300		06/29/2012	85.08
Tyler County Payroll	104990	06/29/2012	Federal Withholding	031-21300		06/29/2012	16.30
Tyler County Payroll	104990	06/29/2012	Medicare	031-21300		06/29/2012	23.72
TYLER COUNTY PAYROLL	105002	06/27/2012	PAYROLL TRANSFER	031-29999		06/27/2012	717.94
<b>Fund 031 - COUNTY CLERK RMP Total:</b>							<b>934.31</b>

## CHECK REGISTER

Payable Dates: 6/18/2012 - 7/9/2012

Vendor Name	Payment Number	Post Date	Description (Item)	Account Number	Project Account Key	Post Date	Amount
<b>Fund: 037 - T C COLLECTION CENTER</b>							
TAC Health Benefits Pool (TA	105040	06/29/2012	COLLECTION CENTER	037-000-40120		06/29/2012	1,229.28
The Standard Insurance Co.	105043	06/29/2012	COLLECTION CENTER	037-000-40120		06/29/2012	19.03
Texas County & District Retir	104999	06/29/2012	Tyler County, TX Retirement	037-21300		06/29/2012	440.01
Tyler County Payroll	104990	06/29/2012	FICA	037-21300		06/29/2012	269.81
Tyler County Payroll	104990	06/29/2012	Federal Withholding	037-21300		06/29/2012	240.36
Tyler County Payroll	104990	06/29/2012	Medicare	037-21300		06/29/2012	75.22
TYLER COUNTY PAYROLL	105002	06/27/2012	PAYROLL TRANSFER	037-29999		06/27/2012	2,025.87
A T & T / Phone lines	105088	07/06/2012	COLLECTION CENTER	037-000-42510		07/06/2012	27.51
Cypress Creek Water	105103	07/09/2012	235/COLL. CTR.	037-000-42510		07/09/2012	33.82
<b>Fund 037 - T C COLLECTION CENTER Total:</b>							<b>4,360.91</b>
<b>Fund: 039 - TXCDBG SMALL BUSINESS LOAN PRJ</b>							
TXCDBG/TX DEPT. OF RURAL	1029	06/22/2012	LOAN REPAYMENT	039-000-44300		06/22/2012	557.50
<b>Fund 039 - TXCDBG SMALL BUSINESS LOAN PRJ Total:</b>							<b>557.50</b>
<b>Fund: 044 - COURTHOUSE SECURITY</b>							
Pelly Electronics	104975	06/22/2012	INV.#712/DSCLK	044-000-42499		06/22/2012	130.00
Tyler County Payroll	104990	06/29/2012	FICA	044-21300		06/29/2012	95.58
Tyler County Payroll	104990	06/29/2012	Federal Withholding	044-21300		06/29/2012	58.15
Tyler County Payroll	104990	06/29/2012	Medicare	044-21300		06/29/2012	26.66
TYLER COUNTY PAYROLL	105002	06/27/2012	PAYROLL TRANSFER	044-29999		06/27/2012	1,424.92
A T & T / Phone lines	105088	07/06/2012	COURTHOUSE SECURITY	044-000-42510		07/06/2012	27.51
<b>Fund 044 - COURTHOUSE SECURITY Total:</b>							<b>1,762.82</b>
<b>Fund: 050 - C D A FEES</b>							
Tyler County Payroll	104990	06/29/2012	FICA	050-21300		06/29/2012	19.96
Tyler County Payroll	104990	06/29/2012	Medicare	050-21300		06/29/2012	5.56
TYLER COUNTY PAYROLL	105002	06/27/2012	PAYROLL TRANSFER	050-29999		06/27/2012	181.16
<b>Fund 050 - C D A FEES Total:</b>							<b>206.68</b>
<b>Fund: 052 - ALTERNATE DISPUTE RESOLUTION</b>							
RJMFC	105115	07/09/2012	JUNE 2012/COAUD	052-000-42600		07/09/2012	465.00
<b>Fund 052 - ALTERNATE DISPUTE RESOLUTION Total:</b>							<b>465.00</b>
<b>Fund: 053 - ADULT PROBATION</b>							
O'Neal, Matt	105032	06/29/2012	REIMB/UPS BATTERY FOR AP	053-000-42170		06/29/2012	59.85
TDCJ-CJAD Conference Fund	105041	06/29/2012	REGIS/O'NEAL, MATT	053-000-42602		06/29/2012	150.00
Crowne Plaza Austin North C	105011	06/29/2012	HOTEL/O'NEAL, MATT	053-000-42664		06/29/2012	293.25
AFLAC INSURANCE	104994	06/29/2012	AFLAC-Cancer	053-21300		06/29/2012	65.72
NATIONWIDE RETIREMENT S	104996	06/29/2012	Deferred Comp	053-21300		06/29/2012	50.00
TYLER CO. COMMUNITY SUP	105001	06/29/2012	State Health Insurance	053-21300		06/29/2012	468.76
Texas County & District Retir	104999	06/29/2012	Tyler County, TX Retirement	053-21300		06/29/2012	1,780.76
Tyler County Payroll	104990	06/29/2012	FICA	053-21300		06/29/2012	1,036.42
Tyler County Payroll	104990	06/29/2012	Federal Withholding	053-21300		06/29/2012	1,092.97
Tyler County Payroll	104990	06/29/2012	Medicare	053-21300		06/29/2012	289.02
TYLER COUNTY PAYROLL	105002	06/27/2012	PAYROLL TRANSFER	053-29999		06/27/2012	7,524.30

## CHECK REGISTER

Payable Dates: 6/18/2012 - 7/9/2012

Vendor Name	Payment Number	Post Date	Description (Item)	Account Number	Project Account Key	Post Date	Amount
A T & T / Phone lines	105088	07/06/2012	CSCD	053-000-42510		07/06/2012	30.00
<b>Fund 053 - ADULT PROBATION Total:</b>							<b>12,841.05</b>
<b>Fund: 054 - JUVENILE PROBATION</b>							
TAC Health Benefits Pool (TA	105040	06/29/2012	JUVENILE PROBATION	054-455-40120		06/29/2012	1,843.93
The Standard Insurance Co.	105043	06/29/2012	JUVENILE PROBATION	054-455-40120		06/29/2012	100.32
Allen, Kemea	105004	06/29/2012	MILEAGE/SUMMER YTH. PR	054-456-42212		06/29/2012	18.32
Allen, Terry	105005	06/29/2012	MILEAGE/PLACEMENT VISIT	054-452-42659		06/29/2012	162.90
Barlow, Ne'Tia	105006	06/29/2012	MILEAGE/SUMMER YTH. PR	054-456-42212		06/29/2012	44.40
AFLAC INSURANCE	104994	06/29/2012	AFLAC-Accident	054-21300		06/29/2012	33.55
AFLAC INSURANCE	104994	06/29/2012	AFLAC-Cancer	054-21300		06/29/2012	40.95
AFLAC INSURANCE	104994	06/29/2012	Aflac Dental	054-21300		06/29/2012	73.83
NATIONWIDE RETIREMENT S	104996	06/29/2012	Deferred Comp	054-21300		06/29/2012	75.00
Texas County & District Retir	104999	06/29/2012	Tyler County, TX Retirement	054-21300		06/29/2012	1,097.99
Tyler County Payroll	104990	06/29/2012	FICA	054-21300		06/29/2012	1,377.17
Tyler County Payroll	104990	06/29/2012	Federal Withholding	054-21300		06/29/2012	1,343.84
Tyler County Payroll	104990	06/29/2012	Medicare	054-21300		06/29/2012	384.00
TYLER COUNTY PAYROLL	105002	06/27/2012	PAYROLL TRANSFER	054-29999		06/27/2012	10,588.49
Allen, Terry	105071	07/06/2012	MILEAGE/PID #1433 FOR FU	054-452-42659		07/06/2012	558.33
Pegasus Schools, Inc.	105114	07/09/2012	PLACEMENT FOR PID#1433/J	054-452-42641		07/09/2012	4,147.50
<b>Fund 054 - JUVENILE PROBATION Total:</b>							<b>21,890.52</b>
<b>Fund: 073 - JUSTICE COURT TECHNOLOGY FUND</b>							
Verizon Wireless	105047	06/29/2012	5066-00001/JP. 1 BROADBA	073-000-42101		06/29/2012	48.59
Verizon Wireless	105124	07/09/2012	2033-00001/JP. 4	073-000-42101		07/09/2012	45.00
<b>Fund 073 - JUSTICE COURT TECHNOLOGY FUND Total:</b>							<b>93.59</b>
<b>Fund: 076 - EMERGENCY OPERATIONS CENTER</b>							
Lucas, George	104971	06/22/2012	REIMB/DRY ERASE BOARDS	076-000-42100		06/22/2012	97.35
Card Service Center / Visa	104964	06/22/2012	0514/EMERG. MGMT.	076-000-43901		06/22/2012	593.57
STANDARD INSURANCE COM	104998	06/29/2012	Standard Life DEP Premiums	076-21300		06/29/2012	9.48
Texas County & District Retir	104999	06/29/2012	Tyler County, TX Retirement	076-21300		06/29/2012	426.20
Tyler County Payroll	104990	06/29/2012	FICA	076-21300		06/29/2012	292.54
Tyler County Payroll	104990	06/29/2012	Federal Withholding	076-21300		06/29/2012	246.98
Tyler County Payroll	104990	06/29/2012	Medicare	076-21300		06/29/2012	81.58
TYLER COUNTY PAYROLL	105002	06/27/2012	PAYROLL TRANSFER	076-29999		06/27/2012	2,221.70
A T & T / Phone lines	105088	07/06/2012	EMERG. MGMT.	076-000-42500		07/06/2012	364.14
<b>Fund 076 - EMERGENCY OPERATIONS CENTER Total:</b>							<b>4,333.54</b>
<b>Fund: 089 - TYLER COUNTY NUTRITION CENTER</b>							
Sims Service Company Inc.	104978	05/31/2012	INV.#1979/NUTR. CTR.	089-000-42410		05/31/2012	170.00
Texas County & District Retir	104999	06/29/2012	Tyler County, TX Retirement	089-21300		06/29/2012	56.99
Tyler County Payroll	104990	06/29/2012	FICA	089-21300		06/29/2012	34.94
Tyler County Payroll	104990	06/29/2012	Medicare	089-21300		06/29/2012	9.74
TYLER COUNTY PAYROLL	105002	06/27/2012	PAYROLL TRANSFER	089-29999		06/27/2012	293.50

CHECK REGISTER

Payable Dates: 6/18/2012 - 7/9/2012

Vendor Name	Payment Number	Post Date	Description (Item)	Account Number	Project Account Key	Post Date	Amount
City of Woodville	105100	07/09/2012	07087601/NUTR. CTR.	089-000-42510		07/09/2012	72.88
<b>Fund 089 - TYLER COUNTY NUTRITION CENTER Total:</b>							<b>638.05</b>
<b>Fund: 093 - PAYROLL ACCOUNT</b>							
UNITED STATES TREASURY-I	DFT0000059	06/28/2012	JUNE 30 FEDERAL TAXES FOR	093-11000		06/28/2012	42,375.49
UNITED STATES TREASURY-I	DFT0000060	06/29/2012	JUNE 30 FEDERAL TAXES FOR	093-11000		06/29/2012	110,630.06
<b>Fund 093 - PAYROLL ACCOUNT Total:</b>							<b>153,005.55</b>
<b>Fund: 095 - STATE- APPELLATE JUDICIAL FUND</b>							
NINTH COURT OF APPEALS	105080	07/06/2012	SB-325 CH.22/COCLK	095-32516		07/06/2012	50.00
NINTH COURT OF APPEALS	105080	07/06/2012	SB-325 CH. 22/DSCLK	095-32519		07/06/2012	105.00
<b>Fund 095 - STATE- APPELLATE JUDICIAL FUND Total:</b>							<b>155.00</b>
<b>Fund: 097 - CHILD SAFETY FUND</b>							
Allen, Terry	105005	06/29/2012	MILEAGE/SETX CHIEF MTG.	097-000-42655		06/29/2012	144.86
<b>Fund 097 - CHILD SAFETY FUND Total:</b>							<b>144.86</b>
<b>Fund: 100 - DETCOG SOCIAL SERVICES BLOCK G</b>							
TYLER COUNTY PAYROLL	105002	06/27/2012	net salaries ppd 05/25/2012	100-29999		06/27/2012	2.83
<b>Fund 100 - DETCOG SOCIAL SERVICES BLOCK G Total:</b>							<b>2.83</b>
<b>Fund: 108 - S E C O BLOCK GRANT</b>							
Sims Service Company Inc.	105052	06/29/2012	SECO GRANT/AIR COND. SER	108-000-42159		06/29/2012	28,450.00
Vance's A/C & Heating	105053	06/29/2012	SECO GRANT/AIR COND. WO	108-000-42159		06/29/2012	13,750.00
Mann Furniture & Appliance	105051	06/29/2012	SECO GRANT/AIR CONDITIO	108-000-42159		06/29/2012	4,199.65
<b>Fund 108 - S E C O BLOCK GRANT Total:</b>							<b>46,399.65</b>
<b>Fund: 109 - DETCOG COMMUNICATIONS GRANT</b>							
O'Reilly Automotive, Inc.	105081	07/06/2012	POWER ADAPTER/TCSO	109-000-43230		07/06/2012	799.84
<b>Fund 109 - DETCOG COMMUNICATIONS GRANT Total:</b>							<b>799.84</b>
<b>Grand Total:</b>							<b>635,583.01</b>

## Report Summary

## Fund Summary

Fund	Payment Amount
010 - GENERAL FUND	294,596.39
021 - ROAD & BRIDGE I	26,047.82
022 - ROAD & BRIDGE II	21,568.53
023 - ROAD & BRIDGE III	25,773.73
024 - ROAD & BRIDGE IV	18,420.11
025 - TYLER CO AIRPORT	370.16
026 - TYLER CO. RODEO ARENA/FAIRGRND	214.57
031 - COUNTY CLERK RMP	934.31
037 - T C COLLECTION CENTER	4,360.91
039 - TXCDBG SMALL BUSINESS LOAN PRJ	557.50
044 - COURTHOUSE SECURITY	1,762.82
050 - C D A FEES	206.68
052 - ALTERNATE DISPUTE RESOLUTION	465.00
053 - ADULT PROBATION	12,841.05
054 - JUVENILE PROBATION	21,890.52
073 - JUSTICE COURT TECHNOLOGY FUND	93.59
076 - EMERGENCY OPERATIONS CENTER	4,333.54
089 - TYLER COUNTY NUTRITION CENTER	638.05
093 - PAYROLL ACCOUNT	153,005.55
095 - STATE- APPELLATE JUDICIAL FUND	155.00
097 - CHILD SAFETY FUND	144.86
100 - DETCOG SOCIAL SERVICES BLOCK G	2.83
108 - S E C O BLOCK GRANT	46,399.65
109 - DETCOG COMMUNICATIONS GRANT	799.84
<b>Grand Total:</b>	<b>635,583.01</b>

## Account Summary

Account Number	Account Name	Payment Amount
010-21300	PAYROLL LIABILITIES	45,754.10
010-29999	Due To Other Funds	85,405.74
010-32516	COUNTY CLERK FEES	40.00
010-401-40130	WORKERS' COMPENSATI	11,109.00
010-401-40140	UNEMPLOYMENT INSUR	2,698.47
010-401-40150	CONTINGENCY/HOSPITA	58,524.91
010-401-42111	POSTAGE FOR POSTAGE	1,122.00
010-401-42163	CASA	2,300.00
010-401-42178	CONTINGENCY FOR MIS	8,285.30
010-401-42231	HOUSING OF TCSO INM	5,400.00
010-401-42233	DETCOG TRAVEL	165.94
010-401-42519	PROBATION TELEPHONE	294.31

Account Summary		
Account Number	Account Name	Payment Amount
010-401-42628	CONTINGENCY FOR LEG	90.45
010-401-42650	ASSOCIATION DUES	85.00
010-401-42667	JAIL NEEDS ANALYSIS	183.68
010-401-42697	RADIO TOWER RENTAL	164.50
010-401-42701	RURAL FIRE PROTECTIO	1,650.00
010-401-48012	PAYMENT IN LIEU OF TA	3,629.00
010-402-42500	TELEPHONE	364.47
010-402-42659	TRAVEL & EDUCATION	1,441.10
010-402-42902	BONDS, INSURANCE	4,813.27
010-405-42500	TELEPHONE	244.50
010-407-42500	TELEPHONE	122.38
010-407-42650	ASSOCIATION DUES	85.00
010-407-42902	BONDS, INSURANCE	2,355.23
010-408-42347	PSYCHIATRIC & MEDICA	300.00
010-408-42634	COURT APPOINTED ATT	3,800.00
010-408-42637	CPS COURT APPOINTED	206.25
010-408-42689	GRAND JURORS	408.00
010-408-42700	PETIT JURORS	318.00
010-409-42500	TELEPHONE	27.51
010-410-42500	TELEPHONE	95.23
010-411-42500	TELEPHONE	158.72
010-411-42661	TRAINING & EDUCATION	25.00
010-411-42900	BONDS	71.00
010-413-42500	TELEPHONE	67.92
010-414-42500	TELEPHONE	70.86
010-415-42623	COMMITMENTS	169.50
010-415-42634	COURT APPOINTED ATT	2,200.00
010-415-42635	COURT REPORTER	550.00
010-419-42500	TELEPHONE	192.57
010-420-42500	TELEPHONE	346.95
010-420-42659	TRAVEL & EDUCATION	1,378.42
010-421-42100	OFFICE SUPPLIES	21.28
010-421-42189	EDUCATION,GOVERNME	367.52
010-421-42500	TELEPHONE	140.29
010-422-42100	OFFICE SUPPLIES	59.95
010-422-42500	TELEPHONE	55.02
010-423-42500	TELEPHONE	27.51
010-426-42100	OFFICE SUPPLIES	14.96
010-426-42182	DEPUTIES SUPPLIES	26.93
010-426-42217	TRANSPORTS COSTS	528.61
010-426-42400	GAS, OIL, GREASE	104.66
010-426-42413	REPAIRS TO VEHICLES	150.00

## Account Summary

Account Number	Account Name	Payment Amount
010-426-42500	TELEPHONE	715.68
010-426-42656	ANIMAL CONTROL	23.85
010-426-42659	TRAVEL & EDUCATION	2,198.14
010-427-42108	JAIL SUPPLIES	521.24
010-430-42500	TELEPHONE	108.48
010-430-42502	TELEPHONE - PARKS &	27.51
010-430-42503	TELEPHONE - DRIVERS LI	55.02
010-436-42633	COUNTY HEALTH OFFICE	300.00
010-439-42500	TELEPHONE	55.02
010-440-42101	SUPPLIES	515.12
010-440-42350	SERVICE CONTRACTS	161.49
010-440-42353	SUPPORT SERVICES	1,140.00
010-440-42423	EQUIPMENT REPAIRS	770.00
010-440-42677	EQUIPMENT LEASE	202.00
010-442-42106	JANITORS SUPPLIES	173.74
010-442-42412	REPAIRS TO COURTHOU	1,548.73
010-442-42422	ELEVATOR REPAIRS	80.97
010-442-42511	UTILITIES-JUSTICE CENT	1,457.63
010-442-42515	UTILITIES-COURTHOUSE	641.16
010-442-42516	UTILITIES-BEST BUILDIN	114.43
010-442-42517	UTILITIES-TAX OFFICE	175.22
010-453-43210	OFFICE EQUIPMENT	35,399.95
021-000-40120	HOSPITALIZATION	4,221.63
021-000-42160	ROAD MATERIAL	2,180.00
021-000-42425	MACHINERY MAINTENA	2,844.09
021-000-42500	TELEPHONE	379.25
021-000-42510	UTILITIES	18.09
021-000-42659	TRAVEL & EDUCATION	1,545.87
021-000-42998	MISCELLANEOUS SUPPLI	13.95
021-21300	PAYROLL LIABILITIES	5,287.60
021-29999	Due To Other Funds	9,557.34
022-000-40120	HOSPITALIZATION	4,367.91
022-000-42160	ROAD MATERIAL	2,180.00
022-000-42425	MACHINERY MAINTENA	4,401.54
022-000-42500	TELEPHONE	84.44
022-000-42510	UTILITIES	288.70
022-000-42659	TRAVEL & EDUCATION	789.12
022-000-42998	MISCELLANEOUS SUPPLI	76.52
022-21300	PAYROLL LIABILITIES	3,476.59
022-29999	Due To Other Funds	5,903.71
023-000-40120	HOSPITALIZATION	5,717.61
023-000-42160	ROAD MATERIAL	4,800.00

## Account Summary

Account Number	Account Name	Payment Amount
023-000-42425	MACHINERY MAINTENA	147.30
023-000-42500	TELEPHONE	104.71
023-000-42998	MISCELLANEOUS SUPPLI	101.54
023-21300	PAYROLL LIABILITIES	4,906.14
023-29999	Due To Other Funds	9,996.43
024-000-40120	HOSPITALIZATION	4,523.77
024-000-42500	TELEPHONE	124.24
024-000-42510	UTILITIES	36.38
024-000-42659	TRAVEL & EDUCATION	1,035.21
024-000-42998	MISCELLANEOUS SUPPLI	62.81
024-21300	PAYROLL LIABILITIES	4,418.95
024-29999	Due To Other Funds	8,218.75
025-000-42510	UTILITIES	370.16
026-000-42510	UTILITIES	214.57
031-21300	PAYROLL LIABILITIES	216.37
031-29999	Due To Other Funds	717.94
037-000-40120	HOSPITALIZATION	1,248.31
037-000-42510	UTILITIES	61.33
037-21300	PAYROLL LIABILITIES	1,025.40
037-29999	Due To Other Funds	2,025.87
039-000-44300	LOAN REPAYMENT	557.50
044-000-42499	MISCELLANEOUS EXPEN	130.00
044-000-42510	UTILITIES	27.51
044-21300	PAYROLL LIABILITIES	180.39
044-29999	Due To Other Funds	1,424.92
050-21300	PAYROLL LIABILITIES	25.52
050-29999	Due To Other Funds	181.16
052-000-42600	PROFESSIONAL SERVICE	465.00
053-000-42170	EQUIPMENT	59.85
053-000-42510	UTILITIES	30.00
053-000-42602	PROFESSIONAL FEES	150.00
053-000-42664	TRAVEL/FURNISHED TRA	293.25
053-21300	PAYROLL LIABILITIES	4,783.65
053-29999	Due To Other Funds	7,524.30
054-21300	PAYROLL LIABILITIES	4,426.33
054-29999	Due To Other Funds	10,588.49
054-452-42641	NON-SECURE PLACEME	4,147.50
054-452-42659	TRAVEL & EDUCATION	721.23
054-455-40120	HOSPITALIZATION	1,944.25
054-456-42212	SUMMER YOUTH TRAVE	62.72
073-000-42101	SUPPLIES	93.59
076-000-42100	OFFICE SUPPLIES	97.35



**Account Summary**

<b>Account Number</b>	<b>Account Name</b>	<b>Payment Amount</b>
076-000-42500	TELEPHONE	364.14
076-000-43901	STANDBY MAINTENANC	593.57
076-21300	PAYROLL LIABILITIES	1,056.78
076-29999	Due To Other Funds	2,221.70
089-000-42410	REPAIRS & MAINTENAN	170.00
089-000-42510	UTILITIES	72.88
089-21300	PAYROLL LIABILITIES	101.67
089-29999	Due To Other Funds	293.50
093-11000	Due From Other Funds	153,005.55
095-32516	COUNTY CLERK FEES	50.00
095-32519	DISTRICT CLERK FEES	105.00
097-000-42655	CHILD SAFETY PROGRA	144.86
100-29999	Due To Other Funds	2.83
108-000-42159	ELECTRICAL/INSTALLATI	46,399.65
109-000-43230	COMMUNICATION EQUI	799.84
	<b>Grand Total:</b>	<b>635,583.01</b>

**Project Account Summary**

<b>Project Account Key</b>	<b>Payment Amount</b>
**None**	635,583.01
	<b>Grand Total:</b>
	<b>635,583.01</b>

LINE ITEM TRANSFER-BUDGET AMENDMENT

Department & Fund: Pct. 4



Date: 05/18/12

Honorable Commissioners' Court of Tyler County

I submit to you for consideration the following:

<u>LINE ITEM</u>	<u>LINE ITEM NUMBER</u>	<u>BUDGET</u>	<u>AMENDED</u>	<u>INCREASE (DECREASE)</u>	<u>REVENUE</u>
Bridge Repair	024-000-42420	75,000.00	45,000.00	(30,000.00)	
Machinery Maint.	024-000-42425	50,000.00	80,000.00	30,000.00	
			0.00		
			0.00		
			0.00		

Reason: Invalid assumptions underlying budget estimates of receipts and disbursements.

  
 Approved Commissioners Court  
  
 Attest County Clerk

  
 Jack Walston, Commissioner Pct. 4

LINE ITEM TRANSFER-BUDGET AMENDMENT

Department & Fund: Constable Pct. 4



Date: 07/09/12


Honorable Commissioners' Court of Tyler County

I submit to you for consideration the following:

<u>LINE ITEM</u>	<u>LINE ITEM NUMBER</u>	<u>BUDGET</u>	<u>AMENDED</u>	<u>INCREASE (DECREASE)</u>	<u>REVENUE</u>
Radio & Equipment	010-429-43232	600.00	300.00	(300.00)	
Telephone	010-429-42500	150.00	450.00	300.00	
			0.00		
			0.00		
			0.00		

Reason: Invalid assumptions underlying budget estimates of receipts and disbursements.

  
Approved Commissioners Court  
  
Attest County Clerk

  
Jim Zachary Constable Pct. 4

**BUDGET AMENDMENTS 2011**

<b>FUND</b>	<b>DEPARTMENT</b>	<b>AMOUNT INCREASED</b>
General Fund	Sheriff Department	\$ 42,000.00
General Fund	Transfers Out	\$ 14,000.00
General Road & Bridge	Transfers Out	\$ 351,000.00
Road & Bridge II	Debt Service	\$ 25,000.00
	Interest Charges	\$ 4,000.00
	Transfers Out	\$ 600.00
Road & Bridge IV	Interest Charges	\$ 400.00
	Transfers Out	\$ 600.00
Jail Interest & Sinking	General Government	\$ 16,000.00

*Donna Sugon*  
*Jacques Arzanchetta*

**TYLER COUNTY, TEXAS**  
**SCHEDULE OF REVENUES, EXPENDITURES, AND**  
**CHANGES IN A66 FUND BALANCE - BUDGET AND ACTUAL (Page 1 of 2)**  
**GENERAL FUND**  
**For the Year Ended December 31, 2011**

	<u>Budgeted Amounts</u>		<u>Actual Amounts</u>	<u>Variance with Final Budget Positive (Negative)</u>
	<u>Original</u>	<u>Final</u>		
<b>Revenues</b>				
Taxes	\$ 5,876,038	\$ 5,876,038	\$ 5,785,725	\$ (90,313)
Intergovernmental	185,622	265,350	259,474	(5,876)
Other fees	1,067,000	1,067,000	1,159,334	92,334
Interest	51,200	51,200	17,138	(34,062)
<b>Total Revenues</b>	<u>7,229,860</u>	<u>7,309,588</u>	<u>7,265,038</u>	<u>(44,550)</u>
<b>Expenditures</b>				
<b>General Government:</b>				
General operations	409,164	433,737	378,233	55,504
Personnel	1,709,609	1,709,609	1,445,219	264,390
County judge	151,040	151,040	144,519	6,521
County treasurer	99,803	99,803	95,170	4,633
County auditor	133,391	133,391	132,332	1,059
County clerk	279,551	280,101	262,452	17,649
Maintenance	441,069	441,069	391,951	49,118
County court	194,828	194,828	150,721	44,107
	<u>3,418,455</u>	<u>3,443,578</u>	<u>3,000,597</u>	<u>442,981</u>
<b>Administration of Justice:</b>				
Justice of the peace	261,116	261,116	251,398	9,718
District attorney	339,494	339,494	302,376	37,118
1-A judicial district	78,112	78,130	75,363	2,767
District clerk	175,834	175,834	161,730	14,104
	<u>854,556</u>	<u>854,574</u>	<u>790,867</u>	<u>63,707</u>
<b>Public Safety:</b>				
DPS	41,605	41,605	39,403	2,202
Sheriff department jail	491,570	513,390	505,293	8,097
Sheriff department office	1,513,467	1,491,647	1,533,140	(41,493)
Constables	43,447	43,447	39,087	4,360
	<u>2,090,089</u>	<u>2,090,089</u>	<u>2,116,923</u>	<u>(26,834)</u>

**TYLER COUNTY**  
**SCHEDULE OF REVENUES, EXPENDITURES, AND**  
**CHANGES INFUND BALANCE - BUDGET AND ACTUAL (Page 2 of 2)**  
**GENERAL FUND**  
For the Year Ended December 31, 2011

	Budgeted Amounts		Actual Amounts	Variance with Final Budget Positive (Negative)
	Original	Final		
<b>Expenditures (continued)</b>				
<b>Health and Human Services:</b>				
Veterans services	\$ 40,966	\$ 40,966	\$ 38,721	\$ 2,245
County extension	83,055	83,055	63,008	20,047
Health and sanitation	16,000	16,000	13,600	2,400
	<u>140,021</u>	<u>140,021</u>	<u>115,329</u>	<u>24,692</u>
<b>Tax Administration:</b>				
Tax assessor collector	240,499	240,499	235,445	5,054
	<u>240,499</u>	<u>240,499</u>	<u>235,445</u>	<u>5,054</u>
<b>Capital Outlay:</b>				
Capital outlay	410,200	409,650	155,503	254,147
	<u>410,200</u>	<u>409,650</u>	<u>155,503</u>	<u>254,147</u>
<b>Total Expenditures</b>	<u>5,063,731</u>	<u>5,088,322</u>	<u>6,414,664</u>	<u>790,581</u>
<b>Excess (Deficiency) of Revenues Over (Under) Expenditures</b>	<u>2,166,129</u>	<u>2,221,266</u>	<u>850,374</u>	<u>(835,131)</u>
<b>Other Financing Sources (Uses)</b>				
Transfers in	26,500	26,500	-	(26,500)
Transfers (out)	(462,714)	(666,274)	(680,022)	(13,748)
<b>Total Other Financing Sources (Uses)</b>	<u>(436,214)</u>	<u>(639,774)</u>	<u>(680,022)</u>	<u>(40,248)</u>
<b>Net Change in Fund Balance</b>	<u>\$ 1,729,915</u>	<u>\$ 1,581,492</u>	170,352	<u>\$ (875,379)</u>
Beginning Fund Balance			<u>3,830,786</u>	
<b>Ending Fund Balance</b>			<u>\$ 4,001,138</u>	

**Notes to Required Supplementary Information:**

- Annual budgets are adopted on a basis consistent with generally accepted accounting principles (GAAP).

**TYLER COUNTY, TEXAS**  
**COMBINING SCHEDULE OF REVENUES, EXPENDITURES, AND**  
**CHANGES IN FUND BALANCE - BUDGET AND ACTUAL**  
**ROAD AND BRIDGE FUND GENERAL**  
**For the Year Ended December 31, 2011**

	<u>Budgeted Amounts</u>		<u>Actual</u> <u>Amounts</u>	<u>Variance with</u> <u>Final Budget</u> <u>Positive</u> <u>(Negative)</u>
	<u>Original</u>	<u>Final</u>		
<b><u>Revenues</u></b>				
Property taxes	\$ 2,025,640	\$ 2,025,640	\$ 1,971,987	\$ (53,653)
Intergovernmental	47,750	47,750	48,245	495
Auto registration	525,000	525,000	545,229	20,229
Other fees	45,000	45,000	55,953	10,953
<b>Total Revenues</b>	<u>2,643,390</u>	<u>2,643,390</u>	<u>2,621,414</u>	<u>(21,976)</u>
<b><u>Other Financing (Uses)</u></b>				
Transfers (out)	(2,643,390)	(2,643,390)	(2,994,218)	(350,828)
<b>Total Other Financing (Uses)</b>	<u>(2,643,390)</u>	<u>(2,643,390)</u>	<u>(2,994,218)</u>	<u>(350,828)</u>
<b>Net Change in Fund Balance</b>	<u>\$ -</u>	<u>\$ -</u>	<u>(372,804)</u>	<u>\$ (372,804)</u>
Beginning Fund Balance			<u>650,057</u>	
<b>Ending Fund Balance</b>			<u>\$ 277,253</u>	

**TYLER COUNTY, TEXAS**  
**COMBINING SCHEDULE OF REVENUES, EXPENDITURES, AND**  
**CHANGES IN FUND BALANCE - BUDGET AND ACTUAL**  
**ROAD AND BRIDGE FUND PRECINCT NO. 2**  
**For the Year Ended December 31, 2011**

	Budgeted Amounts		Actual Amounts	Variance with Final Budget Positive (Negative)
	Original	Final		
<b>Revenues</b>				
Other fees	\$ -	\$ -	\$ -	\$ -
Investment income	1,850	1,850	716	(1,134)
<b>Total Revenues</b>	<u>1,850</u>	<u>1,850</u>	<u>716</u>	<u>(1,134)</u>
<b>Expenditures</b>				
Roads and bridges	522,033	522,033	447,451	74,582
Capital outlay	112,585	112,585	82,862	29,723
Debt service	26,188	29,229	53,831	(24,602)
Interest charges	3,203	162	4,044	(3,882)
<b>Total Expenditures</b>	<u>664,009</u>	<u>664,009</u>	<u>588,188</u>	<u>75,821</u>
<b>Excess (Deficiency) of Revenues Over (Under) Expenditures</b>	<u>(662,159)</u>	<u>(662,159)</u>	<u>(587,472)</u>	<u>74,687</u>
<b>Other Financing Sources (Uses)</b>				
Debt proceeds	-	-	38,762	38,762
Transfers in	590,433	590,433	662,159	71,726
Transfers (out)	(17,424)	(17,424)	(17,961)	(537)
<b>Total Other Financing Sources (Uses)</b>	<u>573,009</u>	<u>573,009</u>	<u>682,960</u>	<u>109,951</u>
<b>Net Change in Fund Balance</b>	<u>\$ (89,150)</u>	<u>\$ (89,150)</u>	<u>95,488</u>	<u>\$ 184,638</u>
Beginning Fund Balance			<u>141,365</u>	
<b>Ending Fund Balance</b>			<u>\$ 236,853</u>	



**TYLER COUNTY, TEXAS**  
**COMBINING SCHEDULE OF REVENUES, EXPENDITURES, AND**  
**CHANGES IN FUND BALANCE - BUDGET AND ACTUAL**  
**ROAD AND BRIDGE FUND PRECINCT NO. 4**  
**For the Year Ended December 31, 2011**

	Budgeted Amounts		Actual Amounts	Variance with Final Budget Positive (Negative)
	Original	Final		
<b>Revenues</b>				
Other fees	\$ -	\$ -	\$ 15,000	\$ 15,000
Investment income	1,500	(1,500)	1,998	3,498
<b>Total Revenues</b>	<u>1,500</u>	<u>(1,500)</u>	<u>16,998</u>	<u>18,498</u>
<b>Expenditures</b>				
Roads and bridges	679,965	686,465	637,635	48,830
Capital outlay	61,482	254,982	202,949	52,033
Debt service	19,198	19,381	18,990	391
Interest Charges	213	30	419	(389)
<b>Total Expenditures</b>	<u>760,858</u>	<u>960,858</u>	<u>859,993</u>	<u>100,865</u>
<b>Excess (Deficiency) of Revenues Over (Under) Expenditures</b>	<u>(759,358)</u>	<u>(962,358)</u>	<u>(842,995)</u>	<u>119,363</u>
<b>Other Financing Sources (Uses)</b>				
Transfers in	777,038	(777,038)	873,529	1,650,567
Transfers (out)	(17,679)	(17,679)	(18,216)	(537)
<b>Total Other Financing Sources (Uses)</b>	<u>759,359</u>	<u>(794,717)</u>	<u>855,313</u>	<u>1,650,030</u>
<b>Net Change in Fund Balance</b>	<u>\$ 1</u>	<u>\$ (1,757,075)</u>	<u>12,318</u>	<u>\$ 1,769,393</u>
<b>Beginning Fund Balance</b>			<u>751,428</u>	
<b>Ending Fund Balance</b>			<u>\$ 763,746</u>	

**TYLER COUNTY, TEXAS**  
**SCHEDULE OF REVENUES, EXPENDITURES, AND**  
**CHANGES IN FUND BALANCE - BUDGET AND ACTUAL**  
**JAIL INTEREST AND SINKING**  
For the Year Ended December 31, 2011

	<u>Budgeted Amounts</u>		<u>Actual Amounts</u>	<u>Variance with Final Budget Positive (Negative)</u>
	<u>Original</u>	<u>Final</u>		
<b><u>Revenues</u></b>				
Investment income	\$ 1,500	\$ 1,500	\$ 3,926	\$ 2,426
Other	600	600	16,009	15,409
<b>Total Revenues</b>	<u>2,100</u>	<u>2,100</u>	<u>19,935</u>	<u>17,835</u>
<b><u>Expenditures</u></b>				
<b>Current:</b>				
General Government	17,550	17,550	32,582	(15,032)
<b>Capital:</b>				
Capital outlay	1,015,550	1,015,550	17,650	997,900
<b>Total Expenditures</b>	<u>1,033,100</u>	<u>1,033,100</u>	<u>50,232</u>	<u>982,868</u>
<b><u>Other Financing Sources (Uses)</u></b>				
Transfers in	-	-	-	-
<b>Total Other Financing Sources (Uses)</b>	<u>-</u>	<u>-</u>	<u>-</u>	<u>-</u>
<b>Net Change in Fund Balance</b>	<u>\$ (1,031,000)</u>	<u>\$ (1,031,000)</u>	(30,297)	<u>\$ 1,000,703</u>
Beginning Fund Balance			<u>1,040,281</u>	
<b>Ending Fund Balance</b>			<u>\$ 1,009,984</u>	

**Notes to Required Supplementary Information:**

1. Annual budgets are adopted on a basis consistent with generally accepted accounting principles (GAAP).

I G + H

Publish Three Times

Newspaper \_\_\_\_\_

Court Agenda \_\_\_\_\_

County Clerk \_\_\_\_\_

**NOTICE TO BIDDERS**

Sealed bids addressed to the County of Tyler to sell the following:

ID# 06112012-01 1997 GMC DUMP TRUCK VIN.#V00476

ID# 06112012-02 1995 CHEVROLET CHEYENNE ½ TON TRUCK VIN.#XSZ22885

Will be received in the office of the County Auditor, 100 West Bluff, Room 110 Woodville, Texas 75979 until 10:00am on Monday July 9, 2012 at which time and place all bids received will be publicly opened.

**FACSIMILE TRANSMITTALS SHALL NOT BE ACCEPTED**

**PLEASE MAKE REFERENCE ON THE FACE OF THE ENVELOPE AS TO ITEM(S) FOR WHICH YOU ARE BIDDING.**

Information may be obtained by contacting Martin Nash, Commissioner Pct. 1, at (409) 283-7296. Items may be seen at the Pct. 1 County barn at 179 CR 4260 Senaca Rd. Woodville, TX. between the hours of 8:00 am – 4:30pm Monday – Thursday.

Payments will be processed by the County Auditor after notification of satisfactory receipt of items.

Tyler County reserves the right to award by unit cost or lump sum discounted.

Tyler County reserves the right to reject any or all bids and to waive formalities and technicalities to negotiate sale.

**JACKIE SKINNER**

**COUNTY AUDITOR**

**TYLER COUNTY, TEXAS**

Publish Three Times

Newspaper \_\_\_\_\_

Court Agenda \_\_\_\_\_

County Clerk \_\_\_\_\_

**NOTICE TO BIDDERS**

Sealed bids addressed to the County of Tyler to sell the following:

ID# 06112012-03 1987 FORD DUMP TRUCK VIN.#HVA65494

ID# 06112012-04 1979 OSHKOSH ARM TRUCK VIN.#17298

ID# 06112012-05 1999 DODGE PICKUP VIN.#XXS242273

ID# 06112012-06 1997 AEROSTAR 7 PASSENGER VAN VIN.#VZB15540

ID# 06112012-07 25' LOWBOY DUAL/TANDEM AXLE VIN.#YS-2429

Will be received in the office of the County Auditor, 100 West Bluff, Room 110 Woodville, Texas 75979 until 10:00am on Monday July 9, 2012 at which time and place all bids received will be publicly opened.

**FACSIMILE TRANSMITTALS SHALL NOT BE ACCEPTED**

**PLEASE MAKE REFERENCE ON THE FACE OF THE ENVELOPE AS TO ITEM(S) FOR WHICH YOU ARE BIDDING.**

Information may be obtained by contacting Rusty Hughes Commissioner Pct. 2, at (409) 283-7296. Items may be seen at the Pct. 2 County barn at 3195 CR 2565 off Hwy. 287 Chester, TX. between the hours of 8:00 am – 4:30pm Monday – Thursday.

Payments will be processed by the County Auditor after notification of satisfactory receipt of items.

Tyler County reserves the right to award by unit cost or lump sum discounted.

Tyler County reserves the right to reject any or all bids and to waive formalities and technicalities to negotiate sale.

**JACKIE SKINNER**

**COUNTY AUDITOR**

**TYLER COUNTY, TEXAS**

July 5, 2012

**Bidder Name:**

Joe Marshall  
325 CR 2975  
Colmesneil, TX 75938

Home Phone: 409-837-2372  
Cell #: 409-594-0593

**Bid on : 1987 Ford Dump Truck, VIN: 1FDXF82HXHVA65494**

**Bid Price : \$850.00**

**RECEIVED**

1:10 PM

Bid on : 1987 Ford Dump Truck,  
VIN: 1FDXF82HXHVA65494

# DAVID COOK TRUCKS AND EQUIPMENT

1284 S. Nolan Trace, P.O. Box 113, Florien, Louisiana 71429  
(318) 586-3517 • FAX: (318) 586-7058


## Bid Proposal

Precinct 1

ID# 06112012-01 -	97 GMC Dump	\$3,611 <sup>00</sup>
ID# 06112012-02	95 Chevy 1/2 Ton	311 <sup>00</sup>

Precinct 2

ID# 06112012-03	87 Ford Dump	# 1,611 <sup>00</sup>
ID# 06112012-04	05 H/Kosh Truck	2,111 <sup>00</sup>
ID# 06112012-05	99 Dodge Plup	611 <sup>00</sup>
ID# 06112012-06	97 Aerosol Van	411 <sup>00</sup>
ID# 06112012-07	25 Low bag	25 <sup>00</sup>



Bryan Cook

318-508-0014

**DAVID COOK  
TRUCKS AND EQUIPMENT**

1284 S. Nolan Trace, P.O. Box 113  
Florien, Louisiana 71429  
(318) 586-3517 • FAX: (318) 586-7058

Bidings  
ALL

Seal Bids  
Equip -  
7-9-11  
10:00 AM

RECEIVED  
9-9-12  
9:33 AM



County of Tyler

Pct I

FD # 06112012-01 97 GMC Dump Truck  
Win # V00476 Bid. 1538.00

FD # 06112012-02 95 Chev. P.U. Win 2885  
Bid. 438.00

Receipt # 2 87 Dump Truck Win HVA65494  
Bid. 538.00

Win # 17278 Asphalt Truck Bid. 1038.00

Win # XKS242273 99 Dodge P.U. 438.00

Win # VZB15540 97 Van 311.00

Win # YS-2429 25' Lowboy 156.00



Mr. John Lade  
1240 US Highway 190 E.  
Woodville, TX 75979-6451

★  
★  
★  
★

Signed  
*John M. Lade*  
DBA Lade Sales

Pet 1

97 GMC  
95 elec. P.U.

Pet 2

87 Ford. Trk.  
79 Dalhousie  
89 Dodge  
97 V.A.N  
25 Pt. Cowboy

Bills

County of Tyler

County Auditor

RECEIVED  
8.15

7/6/12  
D.J.

I would like to bid \$377.<sup>00</sup>  
on the 1995 Chevrolet truck.

Joe Blacksher  
(409) 790-4149

1995 1/2 ton Chevy  
Pickup in Pret. 1

**RECEIVED**  
7/15/11

6-13-12

June 25, 2012


Judge Jacques Blachette  
100 W. Bluff, RM 102  
Woodville, Texas 75959

Dear Judge Blanchette,

I thank you for the opportunity to serve on the Tyler County Hospital Board. During my brief tenure on the board, I have freely shared the benefits of my educational and professional expertise. After careful deliberation, I have made the difficult decision to not remain on the Tyler County Hospital Board. I truly appreciate the confidence you and the county board of commissioners placed in me, by selecting me to represent the county at-large. The governance and fiduciary responsibility for the Tyler County Hospital District is a weighty stewardship assignment, which I took extremely seriously. In the current climate of the hospital board, I am unable to serve freely and with due diligence. I leave my stewardship responsibility to the community of Tyler County in hope that another person will be selected which fits better into the culture of the board.

Sincerely,

Francine Frazier



# TYLER COUNTY COMMISSIONERS COURT

County Courthouse, Room 101 / Woodville, Texas

Monday  
July 9, 2012  
10:00 AM

MARTIN NASH  
Commissioner, Pct. 1

RUSTY HUGHES  
Commissioner, Pct. 2

JACQUES L. BLANCHETTE  
County Judge

MIKE MARSHALL  
Commissioner, Pct. 3

JACK WALSTON  
Commissioner, Pct. 4

**NOTICE** Is hereby given that a *Regular Meeting* of the Tyler County Commissioners Court will be held on the date stated above, at which time the following subjects will be considered and/or discussed;

## Agenda

*"the wisdom to know what's right...the courage to do it"*

### ➤ CALL TO ORDER

- Establish Quorum
- Acknowledge Guests
- Invocation – *c/o M. Nash*
- Pledge of Allegiance – *c/o M. Nash*

### I. CONSENT AGENDA

*(The items listed within the CONSENT AGENDA are deemed to be of a routine nature and are not scheduled for individual consideration by the Commissioners Court. However, any member of the Court retains the option to remove any one or more items from the CONSENT AGENDA and to have the item(s) individually considered.)*

A. Minutes from the Previous Meeting(s)

B. Monthly Reports:

- |                                       |   |                                 |
|---------------------------------------|---|---------------------------------|
| 1. Probation – <i>Adult; Juvenile</i> | 3. Extension – <i>CEA-FCS; CEA(Ag/NR)</i> | 5. Treasurer                    |
| 2. District Clerk / County Clerk      | 4. Auditor                                | 6. Justice of the Peace, Pct. 1 |

### II. CONSIDER/APPROVE

- A. **Resolution:** Approving a Fair Housing Activity Statement Texas ( FFAST form) as part of the County of Tyler's Community Development Block Grant Program – *Leslie Waxman*
- B. **Award Bids** received on the following trust properties: Suit No. B-1694; Suit No. B-2514; Suit No. B-2308; Suit No. B-2354; Suit No. B-2380 – *Shelba Harrison, Linebarger Goggan, Blair & Sampson, L.L.P.*
- C. **Authorize List of Brokers/Dealers** for Tyler County investment policy – *Sharon Fuller, Treasurer*
- D. **Software Update** for Tax Collections Server – *Lynette Cruse, Tax Assessor/Collector*
- E. **Allowances and Accounts Payable** – *Jackie Skinner, County Auditor*
- F. **Budget Amendments / Line item transfers** – *J. Skinner*
- G. **Open Bids** for the following equipment: 1997 GMC Dump Truck H1J5V00476; 1995 Chevrolet Cheyenne ½ ton pickup 1GCEC14HXSZ22885 – *M. Nash*
- H. **Award Bids** for the following equipment: 1997 GMC Dump Truck H1J5V00476; 1995 Chevrolet Cheyenne ½ ton pickup 1GCEC14HXSZ22885 – *M. Nash*
- I. **Open Bids** for the following equipment: 1987 Ford Dump Truck 1FDXF82HXHVA65494; 1979 Oshkoch Army Truck 17298; 1999 Dodge Pickup 1B7HC16YXXS242273; 1997 Aerostar 7 Passenger Van 1FMCA11U2VZB15540; 25" Lowboy dual/tandem axle (weight empty 6880lbs.) NX04YS-2429 – *R. Hughes*
- J. **Award Bids** for the following equipment: 1987 Ford Dump Truck 1FDXF82HXHVA65494; 1979 Oshkoch Army Truck 17298; 1999 Dodge Pickup 1B7HC16YXXS242273; 1997 Aerostar 7 Passenger Van 1FMCA11U2VZB15540; 25" Lowboy dual/tandem axle (weight empty 6880lbs.) NX04YS-2429 – *R. Hughes*
- K. **Installation of Meter Pole** at the Nutrition Center for shop supporting maintenance department – *J. Blanchette*
- L. **Resignation** of Francine Frazier to the Hospital Board At Large position for term 1/1/12 – 12/31/13 – *J. Blanchette*
- M. **Appointment** to the vacant Hospital Board At Large position for the term 1/1/12 – 12/31/13 – *J. Blanchette*

### III. EXECUTIVE SESSION

Consult with District Attorney, Joe Smith, in executive session held in accordance with Texas Government Codes 555.071(1)(A), (2) regarding pending and/or contemplated litigation, and/or 551.074, regarding personnel matters, and/or property acquisition.

### ➤ ADJOURN

I do hereby certify that the above Notice of Meeting of the Tyler County Commissioners Court is a true and correct copy of said Notice and that I posted a true and correct copy of said Notice in the Tyler County Courthouse at a place readily accessible to the general public at all times and that said Notice remained so posted continuously for at least 72 hours preceding the scheduled time of said meeting, as is required by Section 551.002 & 551.041.

Executed on July 5, 2012 Time 2:50pm  
Donece Gregory, County Clerk/Ex Officio Member of Commissioners Court

By: [Signature] (Deputy)



# TYLER COUNTY COMMISSIONERS COURT

County Courthouse, Room 101 / Woodville, Texas

Monday  
July 9, 2012  
10:00 AM

MARTIN NASH  
Commissioner, Pct. 1

RUSTY HUGHES  
Commissioner, Pct. 2

JACQUES L. BLANCHETTE  
County Judge

MIKE MARSHALL  
Commissioner, Pct. 3

JACK WALSTON  
Commissioner, Pct. 4

**NOTICE** Is hereby given that a **Regular Meeting** of the Tyler County Commissioners Court will be held on the date stated above, at which time the following subjects will be considered and/or discussed;

## Agenda

*"the wisdom to know what's right...the courage to do it"*

### > CALL TO ORDER

- Establish Quorum
- Acknowledge Guests
- Invocation – *c/o M. Nash*
- Pledge of Allegiance – *c/o M. Nash*

### I. CONSENT AGENDA

*(The items listed within the CONSENT AGENDA are deemed to be of a routine nature and are not scheduled for individual consideration by the Commissioners Court. However, any member of the Court retains the option to remove any one or more items from the CONSENT AGENDA and to have the item(s) individually considered.)*

✓  
N/m

A. **TAB 1 Minutes** from the Previous Meeting(s)

*May 18 & June 15*

✓  
W/m

B. **TAB 2 Monthly Reports:**

1. Probation – *Adult; Juvenile*
2. District Clerk / County Clerk
3. Extension – *CEA-FCS; CEA(Ag/NR)*
4. Auditor
5. Treasurer
6. Justice of the Peace, Pct. 1

### II. CONSIDER/APPROVE

N/m

A. **TAB 3 Resolution:** Approving a Fair Housing Activity Statement Texas ( FHAST form) as part of the County of Tyler's Community Development Block Grant Program – *Leslie Waxman*

W/m

B. **TAB 4 Award Bids** received on the following trust properties: Suit No. B-1694; Suit No. B-2514; Suit No. B-2308; Suit No. B-2354; Suit No. B-2380 – *Shelba Harrison, Linebarger Goggan, Blair & Sampson, L.L.P.*

*except commercial prop.*

J/m

C. **TAB 5 Authorize List of Brokers/Dealers** for Tyler County investment policy – *Sharon Fuller, Treasurer*

W/m

D. **TAB 6 Software Update** for Tax Collections Server – *Lynette Cruse, Tax Assessor/Collector* *1500<sup>00</sup>*

N/m

E. **Allowances and Accounts Payable** – *Jackie Skinner, County Auditor*

W/m

F. **TAB 7 Budget Amendments / Line item transfers** – *J. Skinner*

2011 Budget

*Special Budget Amendments to*

G. **TAB 8 Open Bids** for the following equipment: 1997 GMC Dump Truck HIJ5V00476; 1995 Chevrolet Cheyenne 1/2 ton pickup 1GCEC14HXSZ22885 - M. Nash

N/A

H/Table Friday

H. **TAB 8 Award Bids** for the following equipment: 1997 GMC Dump Truck HIJ5V00476; 1995 Chevrolet Cheyenne 1/2 ton pickup 1GCEC14HXSZ22885 - M. Nash

- Lade Sales - Joe Blackshear  
- Joe Marshall - David Cook

M/W

I. **TAB 9 Open Bids** for the following equipment: 1987 Ford Dump Truck 1FDXF82HXHVA65494; 1979 Oshkoch Army Truck 17298; 1999 Dodge Pickup 1B7HC16YXXS242273; 1997 Aerostar 7 Passenger Van 1FMCA11U2VZB15540; 25" Lowboy dual/tandem axle (weight empty 6880lbs.) NX04YS-2429 - R. Hughes

J/able Friday

J. **TAB 9 Award Bids** for the following equipment: 1987 Ford Dump Truck 1FDXF82HXHVA65494; 1979 Oshkoch Army Truck 17298; 1999 Dodge Pickup 1B7HC16YXXS242273; 1997 Aerostar 7 Passenger Van 1FMCA11U2VZB15540; 25" Lowboy dual/tandem axle (weight empty 6880lbs.) NX04YS-2429 - R. Hughes

J/W

K. **Installation of Meter Pole** at the Nutrition Center for shop supporting maintenance department - J. Blanchette

PAID from Courthouse restoration  
Nash also hook up En Mang Commnd Center trailer

J/H

L. **TAB 10 Resignation** of Francine Frazier to the Hospital Board At Large position for term 1/1/12 - 12/31/13 - J. Blanchette

M. **Appointment** to the vacant Hospital Board At Large position for the term 1/1/12 - 12/31/13 - J. Blanchette

No act

III. **EXECUTIVE SESSION** NONE

Consult with District Attorney, Joe Smith, in executive session held in accordance with Texas Government Codes 555.071(1)(A), (2) regarding pending and/or contemplated litigation, and/or 551.074, regarding personnel matters, and/or property acquisition.

> **ADJOURN**

W/H 10:25 AM

I do hereby certify that the above Notice of Meeting of the Tyler County Commissioners Court is a true and correct copy of said Notice and that I posted a true and correct copy of said Notice in the Tyler County Courthouse at a place readily accessible to the general public at all times and that said Notice remained so posted continuously for at least 72 hours preceding the scheduled time of said meeting, as is required by Section 551.002 & 551.041.

Executed on \_\_\_\_\_ 2012 Time \_\_\_\_\_

Donece Gregory, County Clerk/Ex Officio Member of Commissioners Court

By: \_\_\_\_\_ (Deputy)